

30th
**ANNUAL
REPORT**
2016-17



THREE DECADES OF ENGVISIONING A NEW WORLD

E. SUDHIR REDDY
R. BALARAMI REDDY
CH. SUBRAHMANYA GOPAL*
T. R. C. BOSE
P. R. TRIPATHI
V. MURAHARI REDDY
M. HIMA BINDU
RAJEEV N. MEHRA**

* Appointed as Executive Director w.e.f. 01-06-2017

** Appointed as Nominee Director w.e.f. 14-12-2016

B. SUBRAHMANYAM

Chairman & Managing Director
 Joint Managing Director
 Executive Director
 Independent Director
 Independent Director
 Independent Director
 Independent Director
 Nominee Director

Company Secretary

Internal Auditors

Mr. T. Vijay Kumar
 Chartered Accountant
 Plot No. 101, Jyoti Pride Apartments,
 P. S. Nagar, Masab Tank,
 Hyderabad - 500 028

VCG & Co.

Chartered Accountant
 203, Kushal Bazar, 32-33,
 Nehru Place,
 New Delhi - 110 019

Registrar & Transfer Agents

M/s. KARVY Computershare Private Limited
 Karvy Selenium, Tower B, Plot number 31 & 32,
 Financial District, Gachibowli, Hyderabad 500 032

Statutory Auditors

M/s. Chaturvedi & Partners
 Chartered Accountants
 212A, Chiranjeev Towers 43,
 Nehru Place,
 New Delhi

Registered Office

M-22/3RT, Vijayanagar Colony,
 Hyderabad – 500 057, Telangana, India
 Ph: 91-40-2334 3678 / 3550 / 5130 / 8467
 Fax: 91-40-2334 5004

Corporate Office

MIHIR, 8-2-350/5/A/24/1-B&2, Road No. 2,
 Panchavati Colony, Banjara Hills,
 Hyderabad- 500 034, Telangana, India
 Ph: 91-40-2335 6613 / 15/ 18/21/ 51 to 55, 30931111/1444
 (60 Lines)
 Fax: 91-40-2335 6693

Bankers / Institutions

- Andhra Bank
- Bank of Nova Scotia
- Canara Bank
- DBS Bank Ltd
- HDFC Bank Ltd
- IDBI Bank
- IndusInd Bank Ltd
- KarurVysya Bank Ltd
- Punjab & Sind Bank
- State Bank of India
- The Lakshmi Vilas bank
- TATA Capital Financial Service Ltd
- Axis Bank Ltd
- Barclays Bank plc
- Corporation Bank
- EXIM Bank Ltd
- ICICI Bank Ltd
- Indian Overseas Bank
- International Assets Reconstruction Company Pvt Ltd
- LIC of India
- Standard Chartered Bank
- SREI Equipment Finance Pvt Ltd
- Tamilnadu Mercantile Bank Ltd
- Union Bank of India

CONTENTS



Board of Directors	01
Notice	03
Directors' Report	12
Report on Corporate Governance	30
Management Discussion & Analysis.....	41
Auditors' Report	50
Balance Sheet.....	64
Profit and Loss Account.....	65
Statement of Changes in Equity (SOCE).....	66
Statement of Cash Flows	67
Notes forming part of Financial Statements.....	69
Consolidated Financial Statements	131
Proxy Forms & Attendance Slip	239

FORWARD LOOKING STATEMENT

This communication contains statements that constitute “forward looking statements” including without limitation, statements relating to the implementation of strategic initiatives, and other statements relating to our future business developments and economic performance.

While these forward looking statements represent our judgments and future expectations concerning the development of our business, a number of risks, uncertainties and other important factors could cause actual developments and results to differ materially from our expectations.

These factors including but are not limited to, general market, macro-economic, governmental and regulatory trends, movements in currency exchange and interest rates, competitive pressures, technological developments, changes in the financial condition of third parties dealing with us, legislative developments, and other key factors that have been indicated could adversely affect our business and financial performance.

IVRCL undertakes no obligation to publicly revise any forward looking statements to reflect future events or circumstances.

NOTICE

Notice is hereby given that Thirtieth Annual General Meeting of IVRCL Limited will be held on Friday, the 29th day of September, 2017 at 10.30 am at KLN Prasad Auditorium, Federation of Telangana & Andhra Pradesh Chamber of Commerce and Industry, Federation House, 11-6-841, Red Hills, Hyderabad 500004 to transact the following business:

ORDINARY BUSINESS:

1. To receive, consider and adopt the Audited Financial Statements of the Company (including consolidated financial statements) for the financial year ended 31st March, 2017, together with the Reports of Board of Directors and Auditors thereon.
2. To appoint a Director in place of Mr. R. Balarami Reddy (DIN: 00022176) who retires by rotation and being eligible offers himself for re-appointment.
3. To Appoint Statutory Auditors.

To consider and if thought fit, to pass the following resolution, as an Ordinary Resolution, with or without modification(s).

“RESOLVED THAT pursuant to the provisions of Sections 139, 142 and other applicable provisions of the Companies Act, 2013 (“Act”) read with the Rules framed there under including any statutory modification(s) or re-enactment(s) thereof for the time being in force, M/s Chaturvedi & Co, Chartered Accountants (Firm Registration No 302137E), be and are hereby appointed as the Statutory Auditors of the Company for a term of 5 (Five) consecutive years commencing from the conclusion of the 30th Annual General Meeting upto the conclusion of the 35th Annual General Meeting of the Company (subject to ratification of their appointment at every AGM to the extent required under the Act) at such remuneration, plus reimbursement of out of pocket expenses as may be mutually agreed between the Board of Directors of the Company and the Statutory Auditors”.

SPECIAL BUSINESS:

4. **Remuneration payable to Mr. E. Sudhir Reddy, Chairman & Managing Director, for rest of his tenure.**

To consider, and if thought fit, to pass with or without modification(s), the following resolution as a Special Resolution:

RESOLVED THAT pursuant to the provisions of Sections 196, 197 and 203 read with Schedule V and other applicable provisions if any, of the Companies Act 2013, the Companies (Appointment and Remuneration of Managerial Personnel) Rules, 2014 (including any statutory modification(s) or enactment thereof for the time being in force) and in continuation to the resolutions dated May 30, 2014 and September 26,

2014 of the Nomination and Remuneration Committee, Board of Directors and Shareholders respectively, approving the re-appointment of Mr. E. Sudhir Reddy (DIN: 00023518) as Chairman & Managing Director for a period of five years and remuneration for a period of three years and subject to approval of the Central Government as may be required and such other approvals as may be required, consent of the members of the Company be and is hereby accorded for the payment of remuneration, as detailed hereunder, to Mr. E. Sudhir Reddy, Chairman & Managing Director, for rest of his tenure of current appointment i.e., 01/10/2017 to 30/09/2019.

Remuneration:

- A. Salary - ₹ 10,00,000/- (Rupees Ten lakhs only) per month.
- B. Perquisites:
 - i. Housing: Free furnished residential accommodation.
 - ii. Maintenance & up keep of House: The expenditure incurred by the company on gas, electricity, water and furnishings will be valued as per Income Tax Rules 1962 subject, however to a ceiling of 10% (ten percent) of salary.
- C. Reimbursement of Medical Expenses : For self and family subject to a ceiling of one month's salary in an year or three months' salary over a period of three years or such other higher reimbursement as approved by Board under special circumstances.
- D. Leave Travel: For self and family once a year, subject to a ceiling of one month's basic salary.
- E. Club Fees: Fees of clubs subject to a maximum of 2 clubs. This will not include admission and life membership fees.
- F. Personal Accident Insurance Premium not to exceed ₹ 10,000/ per annum.
- G. Company's contribution to Provident Fund: As per the Company's rules.
- H. Company's contribution to Superannuation Scheme: As per the Company's rules. The Company's contribution to the pension fund shall not together with the Company's contribution to the Provident fund exceed 25% (twenty five percent) of salary as laid down in the Income Tax Rules 1962.
- I. Leave: Four weeks for every 11 months service or one month leave with salary which may be

accumulated to a maximum of 120 days with a right to encash the leave.

- J. Gratuity: The gratuity shall not exceed half month's salary for each completed year of service.
- K. Use of Company car and driver on Company's business. Personal use of Company car will be billed to Sri E. Sudhir Reddy.
- L. Use of residential telephone on Company's business. Charges for personal long distance calls will be billed to Sri E. Sudhir Reddy.

"Family" shall mean the spouse, dependent children & dependent parents of Sri. E. Sudhir Reddy.

Commission: Commission @ 5% of net profits, in case the company earns profits during the tenure of Mr. E. Sudhir Reddy, subject to overall ceiling stipulated in Sections 197 & 198 of the Companies Act, 2013.

RESOLVED FURTHER THAT the Board of Directors be and are hereby authorized to vary, alter, increase, enhance, or widen the scope of remuneration and perquisites payable to Mr. E. Sudhir Reddy during his tenure, to the extent specified in Schedule V and other applicable provisions, if any, of the Companies Act, 2013, without being required to seek any further consent or approval of the members or otherwise to the end and intent that they shall be deemed to have given their approval thereto expressly by the authority of this resolution.

RESOLVED FURTHER THAT the Board of Directors of the company be and are hereby authorized to do all such acts, deeds, matters and things as it may, in its absolute discretion deem necessary, proper or desirable including making of an application to Central Government or such other regulatory authorities, if required, to give effect to this resolution."

5. To appoint Mr. Ch. Subrahmanya Gopal as Director of the Company.

To consider, and if thought fit, to pass with or without modification(s), the following resolution as an Ordinary Resolution:

"**RESOLVED THAT** pursuant to the provisions of Sections 149, 152 and 160 and other applicable provisions, if any, of the Companies Act, 2013 ("the Act") and the Companies (Appointment and Qualification of Directors) Rules, 2014 (including any statutory modifications or re-enactment(s) thereof for the time being in force), Mr. Ch. Subrahmanya Gopal (DIN: 05346185), who was appointed as an Additional Director w.e.f. 01/06/2017 and who holds office upto the date of this Annual General Meeting of the Company in terms of Section

161 of the Act and in respect of whom the Company has received a notice in writing under Section 160 of the Act from a member proposing his candidature for the office of Director, be and is hereby appointed as a Director of the Company."

6. Appointment of Mr. Ch. Subrahmanya Gopal as Executive Director.

To consider, and if thought fit, to pass with or without modification(s), the following resolution as a Special Resolution:

"**RESOLVED THAT** pursuant to the provisions of Sections 196,197 and 203 read with Schedule V and other applicable provisions if any, of the Companies Act 2013, the Companies (Appointment and Remuneration of Managerial Personnel) Rules, 2014 (including any statutory modification(s) or enactment thereof for the time being in force) and subject to approval of Central Government and such other approvals as may be required, the consent of the members of the Company be and is hereby accorded for the appointment of Mr. Ch. Subrahmanya Gopal (DIN: 05346185) as Whole time Director designated as Executive Director for a term of five years w.e.f 01.06.2017 at the remuneration, as detailed hereunder, for a period of three years, from 01.06.2017 to 31.05.2020.

- A. Salary - ₹ 504,214/-p.m (Basic Salary - ₹ 222,313/- p.m and Perks & Allowances- ₹ 281,901/- p.m)
- B. Retiral/Other Benefits:
 - i. Provident fund
 - ii. Gratuity
 - iii. Superannuation benefits and other perquisites, as per rules of the company.

RESOLVED FURTHER THAT the Board of Directors of the Company be and is hereby authorized to revise, alter, enhance, or widen the scope of remuneration and perquisites payable to Mr. Ch. Subrahmanya Gopal during his tenure, as specified in Companies Act, 2013, and the Rules made thereunder.

RESOLVED FURTHER THAT the Board of Directors of the company be and are hereby authorized to do all such acts, deeds, matters and things as it may, in its absolute discretion deem necessary, proper or desirable including making of an application to Central Government or such other regulatory authorities to give effect to this resolution."

7. Ratification of remuneration to be paid to Cost Auditor.

To consider and if thought fit, to pass with or without modification(s), the following resolution as an Ordinary Resolution:

"RESOLVED THAT pursuant to the provisions of Section 148 of the Companies Act, 2013 read with Rule 14 of the Companies (Audit and Auditors) Rules, 2014 and such other applicable rules or regulations, if any, the Company hereby ratifies the remuneration of ₹ 2,00,000/- p.a. payable to M/s. Sagar & Associates, who were appointed as Cost Auditor, to audit the cost records of the Company for financial year 2017-18, as approved by the Board of Directors.

RESOLVED FURTHER THAT the Board of Directors of the Company be and are hereby authorized to do all such acts, deeds, matters and things as it may in its absolute discretion deem fit for giving effect to this resolution."

8. To appoint Auditors to the Branch Offices of the Company.

To consider and if thought fit, to pass with or without modification(s), the following resolution as an Ordinary Resolution:

"RESOLVED THAT pursuant to the provisions of Section 143(8) and the Rules framed thereunder, including the statutory modification(s) or re-enactment thereof for the time being in force, the Board of Directors of the Company be and is hereby authorized to appoint any person(s) qualified to act as Auditor/Auditors for the Branch Office(s) of the Company, including those which may be opened/ acquired hereafter, in India or abroad, and to fix their remuneration."

**By order of the Board of Directors
For IVRCL Limited**

Place: M-22/3RT, Vijaynagar
Colony, Hyderabad -500 057
Date: 30-05-2017

**B. Subrahmanyam
Company Secretary**

NOTES:

1. Explanatory Statement pursuant to provisions of Section 102 of the Companies Act, 2013 for the resolutions at items No(s). 4 to 8 is given below. The relevant details, as required under Regulation 36(3) of SEBI (Listing Obligations and Disclosure Requirements) Regulations, 2015 (LODR) and Secretarial Standards on General Meetings of the person seeking appointment/re-appointment as Directors are also annexed.
2. A member entitled to attend and vote at the annual general meeting, is entitled to appoint a proxy to attend and vote instead of himself/herself and the proxy need not be a member of the company.
3. Pursuant to the provisions of Section 105 of the Companies Act, 2013, a person can act as a proxy on behalf of not more than fifty members and holding in aggregate not more than ten percent of the total Share Capital of

the Company. Members holding more than ten percent of the total Share Capital of the Company may appoint a single person as proxy, who shall not act as a proxy for any other Member. The instrument of Proxy, in order to be effective, should be deposited at the Registered Office of the Company, duly completed and signed, not later than 48 hours before the commencement of the meeting. A Proxy Form is annexed to this Report.

4. Corporate Members intending to send their authorized representatives to attend the meeting are requested to send a certified copy of the Board Resolution authorizing their representative to attend and vote on their behalf at the meeting.
5. The Register of Members and Share Transfer Books of the Company will be closed from September 26, 2017 to September 29, 2017 (both days inclusive).
6. The Notice of the AGM along with the Annual Report 2016-17 is being sent by electronic mode to those members whose e-mail addresses are registered with the Company/Depository Participant, unless any Member has requested for a physical copy of the same. For Members who have not registered their e-mail addresses, physical copies are being sent by the permitted mode.
7. To support the 'Green Initiative', the Members who have not registered their e-mail addresses, are requested to register the same with your Depository Participant(s).
8. Shareholders seeking any information with regard to financial statements are requested to write to the Company Secretary at an early date so as to enable the management to keep the information ready.
9. Members attending the Meeting are requested to complete and bring the attendance slip along with Annual Report to the meeting.
10. The Register of Directors' and Key Managerial Personnel and their shareholding maintained under Section 170 of the Companies Act, 2013, the Register of contracts or arrangements in which the Directors are interested under Section 189 of the Companies Act, 2013, will be available for inspection by the members at the AGM.
11. All documents referred to in the accompanying Notice are open for inspection by the members at the Registered office of the Company on all working days except Saturdays, during business hours, upto the date of the Annual General Meeting.
12. The Securities and Exchange Board of India (SEBI) has mandated the submission of Permanent Account Number (PAN) by every participant in securities market. Shareholders holding shares in electronic form, therefore, requested to submit their PAN to their Depository Participants with whom they are maintaining

their demat accounts. Shareholders holding shares in physical form may submit their PAN details to the Company/R&T Agent.

13. Pursuant to the provisions of Section 124 of the Companies Act, 2013 as amended, read with the Investor Education and Protection Fund (Awareness and Protection of Investors) Rules 2001, dividend which remains unpaid or unclaimed for a period of 7(seven) years will be transferred to the Investor Education and Protection Fund (IEPF). Accordingly dividend declared for financial year 2009-10 will be transferred to IEPF in the current financial year 2017-18. Shareholders / Investors who have not encashed the dividend warrant(s) so far are requested to make their claim by specifying their Folio No./ DP ID and Client ID to the Karvy Computershare Private Limited, RTA. Shareholders are requested to please note that once the unclaimed dividend is transferred to the Investor Education and Protection Fund as above, no claim shall lie in respect thereof, under the provisions of Section 125 of the Companies Act, 2013 and the Rules made thereunder.
14. Members holding shares in single name and physical form are advised to make nomination in respect of their shareholding in the Company.
15. Non-Resident Indian Members are requested to inform Karvy, immediately of:
 - (a) Change in their residential status on return to India for permanent settlement.
 - (b) Particulars of their bank account maintained in India with complete name, branch, account type, account number and address of the bank with pin code number, if not furnished earlier.
16. Pursuant to provisions of Section 108 of the Act and the Rules framed hereunder and Regulation 44 of SEBI (Listing Obligations and Disclosure Requirements) Regulations, 2015 (LODR), the members are provided with the facility to cast their vote electronically through the e-voting services provided by Karvy Computershare Private Ltd, on all resolutions set forth in this Notice. The instructions and other information relating to e-voting are provided in another sheet attached to the Annual Report and forms part of this Notice.
17. Route map showing directions to reach venue of AGM is given at the end of the Annual Report.

**By order of the Board of Directors
For IVRCL Limited**

Place: M-22/3RT, Vijaynagar
Colony, Hyderabad -500 057
Date: 30-05-2017

**B. Subrahmanyam
Company Secretary**

EXPLANATORY STATEMENT

(Pursuant to provisions of Section 102 of the Companies Act, 2013)

Item No: 4

Mr. E. Sudhir Reddy, Director, was re-appointed as Chairman & Managing Director (CMD) at the Annual General Meeting held on September 26, 2014, for a term of five years w.e.f 01.10.2014 at the remuneration as specified in the resolution at item no 4, payable for a period of three years, i.e., 01/10/2014 to 30/09/2017.

As the company is in losses approval of the Central Government was obtained for payment of said remuneration to Mr. E. Sudhir Reddy for a period of three years upto 30.09.2017. Approvals of the Nomination Remuneration Committee, Board, Shareholders and Central Government for payment of remuneration, will expire on 30/09/2017.

In this regard, it was proposed by the Board upon recommendation of Nomination and Remuneration Committee, to pay the same remuneration to Mr. E. Sudhir Reddy, for rest of his tenure of current appointment, i.e., 01/10/2017 to 30/09/2019, which is subject to approval of Central Government.

None of the Directors or Key Managerial Personnel of the Company and their relatives, other than Mr. E. Sudhir Reddy and his relatives, is concerned or interested, in the Resolution set out at item no. 4.

In terms of provisions of Section 197 read with Schedule V of the Companies Act, 2013, as the Company is in losses, payment of aforesaid remuneration is subject to receipt of approval from the Banks/Financial institutions and the Company is in the process of obtaining the same.

The Board recommends the Special Resolution as set out at item no. 4 of the Notice for approval of the Members.

Item No: 5

The Board of Directors appointed Mr. Ch. Subrahmanya Gopal as Additional Director of the company w.e.f 01/06/2017 and will hold the office until conclusion of the ensuing Annual General Meeting.

A notice has been received from a member proposing the candidature of Mr. Ch. Subrahmanya Gopal for the office of Director.

None of the Directors and key managerial personnel of the company or their relatives except Mr. Ch. Subrahmanya Gopal and his relatives, are in any way, interested or connected in this resolution.

The Board recommends the Ordinary Resolution as set out at item no 5 of the Notice for approval of the Members.

Item No: 6

Mr. Ch. Subrahmanya Gopal is an employee of the company, designated as Executive Director-Operations. Subsequent to

resignation of Mr. K. Ashok Reddy as Joint Managing Director of the Company, Nomination and Remuneration Committee recommended the appointment of Mr. Ch. Subrahmanya Gopal as Executive Director on the Board of the Company and the Board of Directors approved the said appointment w.e.f 01/06/2017.

As per provisions of Section 197 and Schedule V of the Companies Act, 2013, appointment of Whole-Time Director is subject to approval of members of the Company.

In terms of provisions of Section 197 read with Schedule V of the Companies Act, 2013, as the Company is in losses, payment of aforesaid remuneration is subject to receipt of approval from the Banks/Financial institutions and the Company is in the process of obtaining the same.

None of the Directors or Key Managerial Personnel of the Company and their relatives, other than Mr. Subrahmanya Gopal and his relatives, is concerned or interested, in the Resolution set out at item no. 6.

The Board recommends the Special Resolution as set out at item no 6 of the Notice for approval of the Members.

Item No: 7

As per the provisions of Section 148 of the Act and the Rules made thereunder, Company is required to get the cost accounting records of the company audited by a Cost Accountant. Accordingly the Board of Directors has re-appointed M/s. Sagar & Associates, Cost Accountants in practice to audit the Cost accounts of the Company. Pursuant to Rule 14 of the Companies (Audit and Accounts) rules, 2014, the members of the company has to ratify the remuneration as

approved by the Board of Directors. Accordingly the member's approval is required to ratify the remuneration as approved or fixed by the Board, is sought at item no. 7 of the accompanying notice.

None of the Directors or Key Managerial Personnel of the Company and their relatives is concerned or interested, in the Resolution set out at item no. 7.

The Board recommends the Ordinary Resolution as set out at item no. 7 of the Notice for approval of the Members.

Item No: 8

In terms of Section 143(8) of the Act, if a Company has a branch office(s) in India or abroad, then the accounts of that branch office(s) has to be audited either by Company's auditor or by person qualified to audit such accounts. In this regard it is proposed to authorise the Board to appoint an auditor for the branch office(s) opened/ to be opened hereafter, for the purpose of getting the accounts of that office audited.

None of the Directors, Key Managerial Personnel and their relatives is concerned or interested, in the Resolution set out at Item No. 8 of the Notice.

The Board recommends the Ordinary Resolution set out at Item No. 8 of the Notice for approval of the Members.

**By order of the Board of Directors
For IVRCL Limited**

Place: M-22/3RT, Vijaynagar
Colony, Hyderabad -500 057
Date: 30-05-2017

**B. Subrahmanyam
Company Secretary**

Details of Directors seeking reappointment / appointment at the forth coming AGM pursuant to Regulation 36 (3) of SEBI LODR Regulations and Secretarial Standards

Particulars	E. Sudhir Reddy	Ch. Subrahmanya Gopal	R. Balarami Reddy
Date of Birth	13.04.1960	01.06.1966	01.07.1954
Date of Appointment	16.11.1987	01.06.2017	25.11.1997
Qualifications	B.Com	B.Tech (Civil)	B.Com, FCA, ACS, ACMA
Expertise in specific functional areas	Mr. E. Sudhir Reddy is a Promoter of the Company. He obtain his Bachelors degree in Commerce. He has over 30 years of experience in Construction and Engineering Business and aged about 57 years.	Mr. Ch. Subrahmanya Gopal holds bachelor's degree in Civil Engineering from Kakatiya University and aged about 51 years. He has over 30 years of experience in the areas of infrastructure projects and other related areas of operations.	Mr. R. Balarami Reddy, is a fellow member of the Institute of Chartered Accountants of India (ICAI), Associate Member of Institute of Cost Accountant of India (ICMAI) and Associate Member of Institute of Company Secretaries of India (ISCI). He has over 30 years of experience in the areas of Accounts, Finance & Taxation Matters and aged about 62 years.
Directorships held in other companies (excluding foreign companies)	<ol style="list-style-type: none"> 1) Hindustan Dorr Oliver Limited 2) Eragam Holdings Limited 3) IVRCL Megamalls Limited 4) S.V.Equities Limited 5) A.P.Enercon Engineers Private Ltd 6) Indravati Investments Private Limited 7) IVRCL EPC Limited 	<ol style="list-style-type: none"> 1) IVRCL PSC Pipes Private Limited 2) IVR Enviro Projects Private Limited 3) Geo IVRCL Engineering Limited 4) IVRCL Building Products Limited 5) Mummidi Developers Private Limited 6) Tirumani Developers Private Limited 7) Annupampattu Developers Pvt. Limited 8) Alkor Petroo Limited 9) IVRCL EPC Limited 	<ol style="list-style-type: none"> 1) Hindustan Dorr-Oliver Limited 2) First STP Private Limited 3) IVRCL PSC Pipes Private Limited 4) IVR Enviro Projects Private Limited 5) IVR Hotels & Resorts Limited 6) IVRCL-Cadagua Hogenakkal Water Treatment Company Private Limited 7) HDO Technologies Limited 8) Indravati Investments Private Limited 9) IVRCL EPC Limited 10) Chennai Water Desalination Limited
Memberships/Chairmanships of committees of other companies (includes only Audit Committee and Stakeholders Relationship Committee)	IVRCL Limited-Stakeholders Relationship Committee Hindustan Dorr Oliver Limited -Stakeholders Relationship Committee	Alkor Petroo Limited - Audit committee	Hindustan Dorr-Oliver Limited Audit Committee-Member IVRCL Limited Stakeholders Relationship Committee-Member
Number of shares held in the Company	1,51,20,906	NIL	4,54,304
Terms and Conditions of Appointment and Remuneration to be paid	As stated in Resolution no. 4 of this Notice.	As stated in Resolution no. 6 of this Notice.	Being Appointed on retirement by rotation with same terms and conditions as approved in AGM dated September 26, 2016
Last Drawn Remuneration	As stated in Resolution no. 4 of this Notice.	NA	Being Appointed on retirement by rotation with same terms and conditions as approved in AGM dated September 26, 2016
Relationship with other Directors, Managers and KMP	NIL	NIL	NIL
No. of Board Meeting Attended	As stated in Corporate Governance Report	As stated in Corporate Governance Report	As stated in Corporate Governance Report

Statement in terms of sub-clause (iv) of the proviso to Sub- paragraph (C) of Paragraph (I) of Section II of Part II of Schedule V to the Act.

I. GENERAL INFORMATION.

- (1) Nature of Industry : Engineering and Construction
- (2) Date of Commencement of Commercial Production : Not Applicable
- (3) In case of new Companies, expected date of Commencement of activities as per project approved by Financial institutions appearing in the Prospectus. : Not Applicable
- (4) Financial Performance
Financial performance of the Company for the last five years.

(₹ In Millions)

S. No	Particulars	Year				
		2012-2013 (9 months)	2013-2014	2014-15	2015-16	2016-17
1	Paid-up Capital	613.77*	613.77	918.28	1457.37	1565.80
2	Reserves & Surplus	21077.97	13889.04	10444.04	3046.67	2,304.47
3	Turnover	37590.88	43048.07	31174.17	23616.78	20152.60
4	Net Profit after Tax	(1016.61)	(7167.79)	(6722.34)	(10504.39)	(1295.36)
5	Rate of Dividend declared	Nil	Nil	Nil	Nil	Nil

* Includes an amount of ₹ 79.75 million as share capital suspense

- (5) Foreign investments or collaborators, if any : There is no Foreign collaboration for any investment or direct foreign investment.

II. INFORMATION ABOUT THE APPOINTEES.

(1) Background Details

Mr. E. Sudhir Reddy

Mr. E. Sudhir Reddy is a Promoter of the Company. He is a graduate in commerce and aged about 57 years. He has over 30 years of experience in construction and engineering industry. He has been on the board of IVRCL, as Managing Director from November 1987. Since then, he has been re-appointed from time to time. His current tenure of re appointment as Chairman & Managing Director of the Company was approved by the shareholders for a period of five years with effect from October 1, 2014.

Mr. Ch. Subrahmanya Gopal

Mr. Ch. Subrahmanya Gopal holds bachelor's degree in Civil Engineering from Kakatiya University and aged about 51 years. He has over 30 years of experience in the areas of infrastructure projects and other related areas of operations.

(2) Past Remuneration:

Mr. E. Sudhir Reddy

Salary - ₹ 10,00,000/- (Rupees Ten lakhs only) per month.

Perquisites:

- Housing: Free furnished residential accommodation.
- Maintenance & up keep of House: The expenditure incurred by the company on gas, electricity, water and furnishings will be valued as per Income Tax Rules, 1962 subject however to a ceiling of 10% (ten percent) of salary.
- Reimbursement of Medical Expenses : For self and family subject to a ceiling of one month's salary in an year or three months' salary over a period of three years or such other higher reimbursement as approved by Board under special circumstances.
- Leave Travel: For self and family once a year, any where in the world, subject to a ceiling of one month's basic salary

- e) Club Fees: Fees of clubs subject to a maximum of 2 clubs. This will not include admission and life membership fees.
- f) Personal Accident Insurance Premium not to exceed ₹ 10,000/ per annum.
- g) Company's contribution to Provident Fund: As per the Company's rules.
- h) Company's contribution to Superannuation Scheme: As per the Company's rules. The Company's contribution to the pension fund shall not together with the Company's contribution to the Provident fund exceed 25% (twenty five percent) of salary as laid down in the Income Tax Rules, 1962.
- i) Leave: Four weeks for every 11 months service or one month leave with salary which may be accumulated to a maximum of 120 days with a right to encash the leave.
- j) Gratuity: The gratuity shall not exceed half month's salary for each completed year of service.
- k) Use of Company car and driver on Company's business: Personal use of Company car will be billed to Sri E. Sudhir Reddy.
- l) Use of residential telephone on Company's business: Charges for personal long distance calls will be billed to Sri E. Sudhir Reddy.

"Family" shall mean the spouse, dependent children & dependent parents of Sri. E. Sudhir Reddy.

Mr. Ch. Subrahmanya Gopal – Not applicable

(3) Recognition/Awards

Mr. E. Sudhir Reddy - Nil

Mr. Ch. Subrahmanya Gopal - Nil

(4) Job Profile and suitability

Mr. E. Sudhir Reddy

Mr. E. Sudhir Reddy is the Chairman & Managing Director of the Company having rich experience in construction industry. Under his able leadership, the Company which was primarily engaged in the Construction sector has since then executed a wide range of construction projects in diverse segments such as transportation, hydro power, oil & gas pipeline, irrigation & water supply and urban Infrastructure and thus the Company has established itself as a leading Engineering & Construction (or "E&C") and Infrastructure development Company in India. In the present challenging business environment, the duties and responsibilities of Mr. E. Sudhir Reddy, Chairman & Managing Director, has grown manifold.

There is a continuous need for formulation of competitive strategies and periodical review thereof for successful implementation and sustained overall development of the Company which has necessitated his increased focus and higher involvement in the Company's matters. In these tough times, it is imperative that the Company's growth strategy continues under the continued guidance and leadership of Mr. E. Sudhir Reddy with whose rich experiential background, the Company remains reinforced to strive through the challenging times and bounce back on the growth chart.

Mr. Ch. Subrahmanya Gopal

Mr. Ch. Subrahmanya Gopal has over 30 years of experience in the areas of identification, tendering and procurement of infrastructure projects and other related areas of operations. In IVRCL Limited he is heading Transportation, Power, Water, Mining, Central Tendering, Mechanical, Contracts/ Claims/Arbitrations & Legal Divisions with complete responsibility pertaining to business growth, administrative, execution, BD, pre & post completion issues in projects, contracts/claims, vendor selection/management and P&L.

(5) Remuneration proposed

Mr. E. Sudhir Reddy and Mr. Ch. Subrahmanya Gopal

Details of total remuneration which is proposed to be paid to Mr. E. Sudhir Reddy and Mr. Ch. Subrahmanya Gopal have been fully set out in the resolution at item no. 4 and 6 of the Notice to Shareholders.

(6) Comparative Remuneration Profile with respect to Industry, Size of the Company, Profile of the Position and person

The Nomination & Remuneration Committee of the Board and the Board of Directors considering the size of the Industry in which the Company operates, the challenging and competitive business environment, the size of the Company, the business acumen and dynamism expected in discharge of the respective role and also considering the competence and invigorating leadership of Mr. E. Sudhir Reddy and Mr. Ch. Subrahmanya Gopal, had approved that the payment of remuneration stated at item No. 4 and 6 which is commensurate with prevailing levels in the industry and therefore it is fit and justified for payment of the said remuneration to them.

(7) Pecuniary relationship directly or indirectly with the Company, or relationship with the managerial personnel, if any.

Mr. E. Sudhir Reddy

Mr. E. Sudhir Reddy is promoter of the Company and he not related with to any other Managerial personnel of the Company.

Mr. Ch. Subrahmanya Gopal

Apart from receiving remuneration Mr. Ch. Subrahmanya Gopal does not have any pecuniary relationship directly or indirectly with the Company. He is not related to any other director or managerial personnel.

III. OTHER INFORMATION.

(1) Reasons of loss or inadequate profits.

Currently the construction industry is witnessing sluggish growth temporarily due to economic and policy concerns. At the same time, the economy has been witnessing high inflation cycle resulting into high interest costs, commodity prices, execution delays and delays in payment from clients. The key economic and policy concerns being faced by the Industry include Delays in land acquisition, significant rise in commodity prices, low realization of revenues and execution delays. The cumulative impact of the above factors coupled with an industry and economic downturn with a combination of tightened liquidity conditions and an inflationary environment has caused a liquidity stress on IVRCL which in turn causing loss to the Company.

(2) Steps taken or proposed to be taken for Improvement.

IVRCL has taken view of all these factors seriously and to overcome the above challenges IVRCL has proactively undertaken the following steps directed at improving its operational efficiencies:

- Claims Realisation: Persistent efforts are being made by IVRCL to collect claims
- Cost optimisation: IVRCL has implemented cost optimisation measures such as cutting overheads and rationalisation of human resources. These internal cost cutting measures are expected to improve profitability going forward.
- Reduction in Working Capital: Better credit terms with suppliers have been negotiated.
- Monetisation of assets: IVRCL is proactively exploring monetisation of assets and step down subsidiaries.

(3) Expected increase in productivity and profits in measurable terms.

Joint landers forum (JLF) of the Company invoked Strategic Debt Restructuring (SDR). As per RBI circular on SDR the landers of the Company have to identify new investor/promoter for the Company. Upon arrival of new investor it is expected that productivity and profits of the Company would be increased barring any unforeseen circumstances.

IV. DISCLOSURES.

- (i) All elements of remuneration package: The details have been made in the Corporate Governance Report for the period ending 31st March 2017 and also in the accompanying notice of 30th AGM of the Company.
- (ii) Details of fixed component and performance linked incentives along with performance criteria: The details have been made in the Corporate Governance Report for the period ending 31st March 2017.
- (iii) Service contracts, Notice period, Severance fees: NIL
- (iv) Stock Option details: NIL

DIRECTORS' REPORT



To
The Members,

Your Directors are pleased to present the 30th Annual Report of IVRCL Limited ("Company") with Audited Financial Statements of the Company for the Financial year 2016-17.

1. FINANCIAL HIGHLIGHTS

(Rupees in millions)

Particulars	Standalone	
	FY 2016-17	FY 2015-16
Total Revenue	20,152.60	23,616.78
Gross Profit before Interest, Depreciation, Exceptional Item & Tax	(3,334.53)	(3,754.41)
Less: Interest	6,847.76	6,776.00
Depreciation	720.01	801.97
Exceptional Item	-	(252.97)
Provision for Tax / Reversal of Tax in Current Year	9,606.94	400.35
(Loss)/Profit after Tax	(1,295.36)	(10,679.06)
Balance Brought forward from the previous year	(20,434.58)	(9,755.52)
Balance carried to Balance Sheet	(21,729.94)	(20,434.58)
Paid-up Capital	1,565.80	1,457.37
Reserves and Surplus	2,304.47	2,899.47
EBIDTA	(3,334.53)	(3,754.41)

2. DIVIDEND

Your directors expressed their inability to recommend any dividend for financial year 2016-17.

3. PERFORMANCE REVIEW

Your company achieved a gross turnover of ₹ 20,152.60 million for the financial year 2016-17 as against ₹ 23,616.78 million in the previous financial year. Profit/(Loss) after Tax (PAT) stood at ₹ (1,295.36) million as compared to ₹ (10,679.06) million for the previous financial year.

The Earnings before Interest, Depreciation, Exceptional Item & Taxes (EBIDTA) at ₹ (3,334.53) million are 16.55% of the turnover for the period under review as against ₹ (3,754.41) million for the previous financial year.

During the year under review, there is no change in nature of business of the company and no material changes and commitments have occurred after the close of the year till the date of this Report, which affect the financial position of the Company.

4. Transfer to General Reserves

No amount has been transferred to general reserve during year under review.

5. BUSINESS REVIEW

The Management Discussion and Analysis Section of the Annual Report present a detailed business review of the company.

6. CHANGE IN SHARE CAPITAL :

During the year under review, the Company has allotted 5,42,14,322 equity shares of face value of ₹ 2/- each, to the lenders pursuant to CDR and invocation of SDR by the JLF. As a result of aforesaid allotment of shares, the issued, subscribed and paid up share capital of the company has been increased from ₹ 145.74 cr to ₹ 156.58 cr, during the year under review.

7. SUBSIDIARY COMPANIES.

The Company has 29 direct subsidiaries and 2 associate companies within the meaning of Section 2(87) and 2(6) of the Companies Act, 2013 respectively (hereinafter referred as "Act). There has been no material change in nature of business of the subsidiaries. Pursuant to Proviso to Section 129(3) of the Act, a statement containing the salient features, brief details of performance and financials of the Subsidiaries, Associates and Joint Venture Companies, for the financial year ended March 31, 2017 is attached to Financial Statements of the Company.

Pursuant to Section 136 of the Act, the financial statements including consolidated financial statements, other relevant documents and audited accounts of subsidiaries of the company are available at website of the company www.ivrcl.com under Financials section and will be available for inspection by any member of the Company, at the registered office of the Company on all working days during business hours.

During the year under review, IVRCL EPC Ltd has become subsidiary of the Company. Except as stated above, none of the Companies has become nor ceased to be Subsidiary or Associate or Joint Venture of the Company.

Two subsidiaries by name IVRCL Goa Tollways Limited and IVRCL multilevel Car Parking Private Limited have been applied for closure. However they are under process of strike off from Register of Companies.

The Board has adopted a policy for determining material subsidiaries of the Company, as per SEBI (Listing Obligations and Disclosures Requirements) Regulations 2015. The said policy is hosted at the Company's website at the link http://ivrcl.com/downloads/PolicyonMaterialSubsidiaries_New.pdf

8. CONSOLIDATED FINANCIALS STATEMENTS

In terms of Section 129(3) of the Companies Act, 2013 and Regulation 34 of the SEBI (Listing Obligations and Disclosures Requirements) Regulations 2015, and applicable Accounting Standards, Consolidated Financial Statements of the Company for FY 2016-17, have been attached and forms part of this report.

9. EMPLOYEE STOCK OPTION SCHEME.

The shareholders of the Company at the meeting held on September 26, 2013 approved to grant 1,00,00,000 options to employees of the Company, on such terms and conditions as specified by the Board of Directors of the Company. The Company is yet to grant the said options.

10. FIXED DEPOSITS

During year under review, your company has neither invited nor accepted any Fixed Deposits from the public.

11. CORPORATE GOVERNANCE

Your Company is committed to adhere to the standards of Corporate Governance as set out by the SEBI (Listing Obligations and Disclosures Requirements) Regulations 2015 (SEBI LODR Regulations). Detailed Report on Corporate Governance as stipulated under Schedule V of SEBI LODR Regulations is provided under separate section and forms part of this Report.

The requisite certificate from Practicing Company Secretaries, confirming the compliance of the conditions stipulated under SEBI LODR Regulations is attached to the Report on Corporate Governance.

12. MANAGEMENT DISCUSSION AND ANALYSIS REPORT

As stipulated under SEBI (Listing Obligations and Disclosures Requirements) Regulations 2015 the Report on Management Discussion and Analysis is annexed to this report and forms part of the Annual Report.

13. POLICY ON CODE OF CONDUCT.

The Company has laid down a "Code of Conduct" for all Board members and Senior Management Personnel.

Pursuant to SEBI (Listing Obligations and Disclosures Requirements) Regulations 2015, the Declaration by the Chairman and Managing Director affirming the compliance with the Code of Conduct is attached to the Report on Corporate Governance.

14. DIRECTORS AND KEY MANAGERIAL PERSONNEL.

Pursuant to provisions of Section 152 of the Companies Act, 2013, Mr. R.Balarami Reddy, Director retires by

rotation at the ensuing Annual General Meeting and being eligible offers himself for re-appointment.

During the year under review, Mr. R.Balarami Reddy was reappointed as Joint Managing Director for a term of five years w.e.f 01.06.2016.

All the Independent Directors of the company have given declarations to the Company that they meet the criteria of independence as specified under Section 149(6) of the Act and Regulation 16(1)(b) of SEBI (Listing Obligations and Disclosures Requirements) Regulations 2015. During the year under review, the Non-Executive Directors of the Company had no pecuniary relationship or transaction with the Company other than sitting fee for attending the Board and Committee meetings.

Mr. Rajeev N Mehra was appointed as Nominee Director on the Board of the Company at the board meeting held on 14.12.2016.

Mr. K. Ashok Reddy resigned as Joint Managing director of the Company w.e.f 30.05.2017 and Mr. Ch. Subrahmanya Gopal was appointed as Executive Director on the Board of the Company w.e.f 01.06.2017.

The Policy on appointment and remuneration for Directors, Key Managerial Personnel and other employees, as specified under Section 178(3) of the Act, and SEBI LODR Regulations, has been disclosed in Corporate Governance Report.

Except as stated above, there has been no changes in Key Managerial Personnel of the Company.

15. MEETINGS OF THE BOARD.

Five meetings of the Board of Directors were held on May 30, 2016, September 14, 2016, December 14, 2016, February 14, 2017 and February 27, 2017, during the year under review. The details with respect to attendance of the Directors has been specified in Corporate Governance Report.

The details of the familiarisation programmes for Independent Directors are hosted on Company's website at the link on <http://ivrcL.com/downloads/familiarisationprogrammeforindependentdirectors.pdf>

16. BOARD COMMITTEES

The Board has constituted various committees viz Audit Committee, Nomination and Remuneration Committee, Stakeholders Relationship Committee, Share Allotment committee, Executive Committee and Corporate Social Responsibility Committee etc., to enable better

management of the affairs of the Company, with terms of reference in line with provisions of Companies Act, 2013 and SEBI LODR Regulations. The details of composition and attendance of the committees are disclosed in Corporate Governance Report, which forms part of this report.

17. BOARD EVALUATION.

Pursuant to provisions of Companies Act, 2013 and SEBI (Listing Obligations and Disclosures Requirements) Regulations 2015, the Nomination and Remuneration Committee laid down the criteria for performance evaluation of the Individual Directors, the Board and its Committees. Accordingly, the Board of Directors has carried out an annual evaluation of its own performance, its committees and individual directors.

The performance of the Board was evaluated through a structured questionnaire which provides a powerful and valuable feedback for improving the board effectiveness, maximizing strengths and highlighting areas for further development.

The performance of the Committees was evaluated by the Board through a structured questionnaire, by considering the effective recommendations made by the Committees, from time to time, to the Board of the Directors of the Company and effectiveness of Committee meetings etc.

The Board evaluated the performance of the individual directors by considering the contribution of the individual directors to the Board and Committee meetings, preparedness on the issues to be discussed, meaningful and constructive contribution and inputs in meetings, relationship with fellow board members, willing to devote time and effort to understand the Company and its business etc through a structured questionnaire.

Independent Directors of the Company at a separate meeting, evaluated the performance of non-independent directors, the Board as a whole and the Chairman of the company taking into account the views of executive and non-executive directors. Independent Directors also reviewed the quality, quantity and timeliness of flow of information between management of the Company and the Board, for the effective performance of the board. Evaluation of performance of Independent Directors was done by the entire board, excluding the independent director being evaluated.

18. AUDITORS AND THEIR REPORTS.

Statutory Auditors

M/s. Chaturvedi & Partners., Chartered Accountants were appointed as Statutory Auditors of the company at the Annual General Meeting held on 26th September 2014, to hold the office from the conclusion of that meeting till the conclusion of the 30th Annual General Meeting to be held in the year 2017.

Pursuant to provisions of the Companies Act, 2013, the existing auditors cannot be re-appointed. In this regard the Board at its meeting held on May 30, 2017 recommended the appointment of M/s. Chaturvedi & Co, Chartered Accountants as Statutory Auditors of the Company for a period of 5 years. Company received a confirmation from M/s. Chaturvedi & Co. that their appointment, if made, will be within the limits as specified in the Act.

During the year under review, no fraud has been reported by auditors under sub-section(12) of Section 143 of the Act.

The Comments of the Board for the qualifications in the Auditor's Report on the financial statements of the Company for financial year 2016-17 are as provided in the "Statement on Impact of Audit Qualifications" which is annexed hereafter and forms part of this report.

Secretarial Auditor.

As per the provisions of Section 204 of the Act, the Board of Directors of the company appointed M/s. D. Hanumanta Raju & Co, Practicing Company Secretaries as Secretarial Auditor for the purpose of auditing the Secretarial activities of the Company for the financial year 2016-17.

The Secretarial audit report issued by the said auditor has been annexed to this report as Annexure A

The Comments of the Board for the observations in the Secretarial Auditor's Report which is annexed hereafter, are provided here under:

- 1 During the quarter ended June 30, 2016, the Company has delayed in submitting the financial results for the year and quarter ended March 31, 2016 to the Stock Exchanges due to delay in finalizing "Statement of Impact of Audit Qualifications". The NSE has imposed fine for delay in submission of Results which the Company has paid within the due date.
- 2 The Company disclosed books of accounts were not maintained in electronic form. Hence, the details of disclosures are not applicable.

Cost Auditor.

As per the provisions of Section 148 of the Act read with Rules made thereunder, the Board of Directors of the company appointed M/s. Sagar & Associates, Practicing Cost Accountants as Cost Auditor for the purpose of auditing the Cost accounting records maintained by the company for the financial year 2016-17.

19. PARTICULARS OF LOANS, INVESTMENTS AND GUARANTEES.

The particulars of loans, investments made and guarantees issued under Section 186 of the Act, during year under review, are provided in notes to financial statements, which forms part of this report.

20. RELATED PARTY TRANSACTIONS.

As per requirements of the provisions of the Act and SEBI (Listing Obligations and Disclosures Requirements) Regulations 2015, the Company has formulated a policy on Related Party Transactions (RPT) to ensure the transparency in transactions between the company and related parties. The said RPT Policy is also available at Company's website at the link <http://ivrcl.com/downloads/RelatedPartyTransactionPolicy.pdf>.

All Related Party Transactions entered by the Company during the year under review were in ordinary course of business and on Arm's length basis. There were no materially significant related party transactions entered by the company during the year under review.

Since all the related party transactions entered into by the Company, were in ordinary course of business and were on Arm's length basis, disclosure in form AOC- 2 as required under Section 134(3)(h) of the Act is not applicable.

The details of related party transactions pursuant to Accounting Standards are provided in notes to financial statements.

21. INTERNAL FINANCIAL CONTROLS.

The Company has in place adequate internal financial controls commensurate with the size, scale and complexity of operations. The details relating to internal financial controls and their adequacy are included in the Management Discussion and Analysis Report, which forms part of this Report.

22. RISK MANAGEMENT.

The company has established Risk Management process to manage risks with the objective of maximizing

shareholders value. The details of various risks that are being faced by the Company are provided in Management Discussion and analysis Report, which forms part of this Report.

23. WHISTLE BLOWER POLICY.

The Board has adopted a Whistle Blower Policy as stipulated under Section 177(9) of the Act and SEBI (Listing Obligations and Disclosures Requirements) Regulations 2015 to report the genuine concerns of the employees and Directors.

The Whistle Blower Policy adopted by the Board is hosted on Company's website at the link <http://ivrcl.com/downloads/WhistleBlowerPolicy.pdf>

24. EXTRACT OF ANNUAL RETURN.

Extract of Annual Return of the company as provided under section 92(3) of the Act is annexed as Annexure B to this Report.

25. SIGNIFICANT AND MATERIAL ORDERS.

There are no significant and material orders passed by the regulators or tribunals impacting the going concern status and Company's operations in future.

26. CASES FILED UNDER SEXUAL HARASSMENT ACT.

No cases were filed pursuant to the Sexual Harassment of Women at work Place (Prevention, Prohibition and Redressal) Act, 2013, during the year under review.

27. PARTICULARS OF EMPLOYEES

The statement containing the information pertaining to employees as required under Section 197(12) of the Act read with Rule 5(2) of Companies (Appointment and Remuneration of Managerial Personnel) Rules 2014, is annexed to this report. Having regard to provisions of Section 136 of the Act, the Annual Report excluding the aforesaid information is being sent to the members of the company. The said information is available for inspection at the registered office of the Company during working hours and any member interested in obtaining the said information may write to Company Secretary and the same will be furnished on request.

Disclosures pertaining to remuneration and other details as required under Section 197(12) of the Act read with Rule 5(1) of the Companies (Appointment and Remuneration of Managerial Personnel) Rules, 2014 are annexed as Annexure C to this Report.

28. Conservation of Energy, Technology Absorption and Foreign Exchange Earnings & Outgo:

Conservation of Energy an ongoing process in the Company's activities. The core activity of the company is civil construction which is not an energy intensive activity.

There is no information to be furnished regarding Technology Absorption as your Company has not undertaken any research and development activity in any manufacturing activity nor any specific technology is obtained from any external sources which needs to be absorbed or adapted.

Innovation is a culture in the Company to achieve cost efficiency in the construction activity to be more and more competitive in the prevailing environment and the effect of the same cannot be quantified.

The particulars of expenditure and earnings in Foreign currency are provided in notes to financial statements.

29. CORPORATE SOCIAL RESPONSIBILITY.

As per the provisions of Section 135 of the Act, the Company has constituted the CSR committee to formulate, implement and monitor the CSR Policy of the Company. However as the Company does not have average net profits for the three immediately preceding financial years, the Company was not required to make any expenditure on CSR activities during financial year 2016-17 as specified under Section 135(5) of the Act.

Hence the information on CSR activities as required under Section 135(5) of the Act and Rule 8 of Companies (Corporate Social Responsibility Policy) Rules, 2014, has not been provided by the Company, for the financial year 2016-17.

30. INDUSTRIAL RELATIONS

The Company enjoyed cordial relations with the employees during the year under review and the Management appreciates the employees of all cadres for their dedicated services to the Company, and expects continued support, higher level of productivity for achieving the targets set for the future.

31. DIRECTORS' RESPONSIBILITY STATEMENT

Pursuant to the provisions of Section 134(5) of the Companies Act, 2013, the Board of Directors hereby state that:

- (a) in preparation of annual accounts, the applicable accounting standards have been followed along with proper explanation relating to material departures.
- (b) the directors had selected such accounting policies and applied them consistently and made judgments and estimates that are reasonable and prudent so as to give a true and fair view of the state of affairs of the company at the end of the financial year and of the profit and loss of the company for that period;
- (c) the directors had taken proper and sufficient care for the maintenance of adequate accounting records in accordance with the provisions of this Act for safeguarding the assets of the company and for preventing and detecting fraud and other irregularities;
- (d) the directors had prepared the annual accounts on a going concern basis; and
- (e) the directors, in the case of a listed company, had laid down internal financial controls to be followed by the Company and that such internal financial controls are adequate and were operating effectively.
- (f) the directors had devised proper systems to ensure compliance with the provisions of all applicable laws and that such systems were adequate and operating effectively.

32. ACKNOWLEDGEMENTS AND APPRECIATIONS

The Directors wish to express their appreciation of the support and co-operation of the Central and the State Governments, bankers, financial institutions, suppliers, employees, associates and subcontractors, and expects the same in future as well for regaining the growth rates as achieved in the past.

For and on behalf of the Board of Directors
IVRCL Limited

E. Sudhir Reddy
Chairman & Managing Director
(DIN: 00023518)

Place: M-22/3RT, Vijaynagar Colony,
Hyderabad - 500 057
Date: 30.05.2017

Form No. MR-3

SECRETARIAL AUDIT REPORT

FOR THE FINANCIAL YEAR ENDED 31.03.2017

[Pursuant to section 204(1) of the Companies Act, 2013 and rule No.9 of the Companies (Appointment and Remuneration of Managerial Personnel) Rules, 2014]

To,

The Members,

IVRCL LIMITED

M-22 /3RT,

VIJAYANAGAR COLONY,

HYDERABAD – 500057

We have conducted the secretarial audit of the compliance of applicable statutory provisions and the adherence to good corporate practices by **IVRCL LIMITED** (hereinafter called the company). Secretarial Audit was conducted in accordance with the guidance note issued by the Institute of Company Secretaries of India, 1980 and in a manner that provided us a reasonable basis for evaluating the corporate conducts/statutory compliances and expressing our opinion thereon.

Based on our verification of the company's books, papers, minute books, forms and returns filed and other records maintained by the company and also the information provided by the Company, its officers, agents and authorized representatives during the conduct of secretarial audit, we hereby report that in our opinion, the company has, during the audit period covering the financial year ended on March 31, 2017, complied with the statutory provisions listed hereunder and also that the Company has proper Board-processes and compliance-mechanism in place to the extent, in the manner and subject to the reporting made hereinafter:

We have examined the books, papers, minute books, forms and returns filed and other records maintained by the Company for the financial year ended on March 31, 2017, according to the provisions of:

- (i) The Companies Act, 2013 (the Act) and the rules made thereunder;
- (ii) The Securities Contracts (Regulation) Act, 1956 ('SCRA') and the rules made thereunder;
- (iii) The Depositories Act, 1996 and the Regulations and Bye-laws framed thereunder;
- (iv) Foreign Exchange Management Act, 1999 and the rules and regulations made thereunder to the extent of Foreign Direct Investment, Overseas Direct Investment and External Commercial Borrowings;
- (v) The following Regulations and Guidelines prescribed under the Securities and Exchange Board of India Act, 1992 ('SEBI Act'):-
 - a) The Securities and Exchange Board of India (Substantial Acquisition of Shares and Takeovers) Regulations, 2011;
 - b) The Securities and Exchange Board of India (Prohibition of Insider Trading) Regulations, 2015 ;
 - c) The Securities and Exchange Board of India (Issue of Capital and Disclosure Requirements) Regulations, 2009;
 - d) The Securities and Exchange Board of India (Employee Stock Option Scheme and Employee Stock Purchase Scheme) Guidelines, 1999; (Not applicable to the Company during the period of audit);
 - e) The Securities and Exchange Board of India (Issue and Listing of Debt Securities) Regulations, 2008; (Not applicable to the Company during the period of audit);
 - f) The Securities and Exchange Board of India (Registrars to an Issue and Share Transfer Agents) Regulations, 1993 regarding the Companies Act and dealing with client;
 - g) The Securities and Exchange Board of India (Delisting of Equity Shares) Regulations, 2009; (Not applicable to the Company during the period of audit); and
 - h) The Securities and Exchange Board of India (Buyback of Securities) Regulations, 1998; (Not applicable to the Company during the period of audit)
 - i) The Securities and Exchange Board of India (Listing Obligations and Disclosure Requirements) Regulations, 2015

- (vi) Other laws specifically applicable to the company include:
- A. Building and other Constructions Workers (Regulation of Employment and Conditions of Service) Act, 1996.
 - B. Building and other Constructions Workers (Welfare Cess) Act, 1996.
 - C. Contract Labour (Regulation and Abolition) Act, 1970.
 - D. Inter State Migrant Workmen (Regulation of Employment and Conditions of Service) Act, 1979.

We have also examined compliance with the applicable clauses of the following:

- (i) Secretarial Standards issued by The Institute of Company Secretaries of India.
- (ii) The Listing Agreements entered into by the Company with BSE Limited and National Stock Exchange of India Limited;

During the period under review the Company has complied with the provisions of the Act, Rules, Regulations, Guidelines, Standards, etc. mentioned above except the following:

- There is a delay in filing of financial results with stock exchanges for the quarter and year ended on 31.03.2016.
- The company has not given disclosure as per Rule 3(6) of Companies (Accounts) Rules, 2014 with regard to maintenance of Books of Accounts in electronic mode in XBRL filed for the year 2015-16.

We further report that

The Board of Directors of the Company is duly constituted with proper balance of Executive Directors, Non-Executive Directors and Independent Directors. The changes in the composition of the Board of Directors that took place during the period under review were carried out in compliance with the provisions of the Act.

Adequate notice is given to all directors at least seven days in advance to schedule the Board Meetings, agenda and detailed notes on agenda were sent in advance, and a system exists for seeking and obtaining further information and clarifications on the agenda items before the meeting and for meaningful participation at the meeting.

Majority decision is carried through while the dissenting Board members' views, if any, are captured and recorded as part of the minutes.

We further report that there are adequate systems and processes in the company to commensurate with the size and operations of the company to monitor and ensure compliance with applicable laws, rules, regulations and guidelines.

We further report that during the audit period company has no specific events or actions having a major bearing on company's affairs in pursuance of above referred laws, rules, regulations, guidelines, standards etc. referred to above.

**For D. HANUMANTA RAJU & CO
COMPANY SECRETARIES**

**CS DATLA HANUMANTA RAJU
PARTNER**

Place: Hyderabad
Date : 30.05.2017

FCS: 4044, CP NO: 1709

This report is to be read with our letter of even date which is annexed as **Annexure A** and forms an integral part of this report.

'ANNEXURE A'

To,
The Members,
IVRCL LIMITED
M-22 /3RT,
VIJAYANAGAR COLONY,
HYDERABAD – 500057

Our report of even Date is to be read along with this letter

1. Maintenance of secretarial records is the responsibility of the management of the company. Our responsibility is to express an opinion on these secretarial records based on our audit.
2. We have followed the audit practices and processes as were appropriate to obtain reasonable assurance about the correctness of the contents of the secretarial records. The verification was done on test basis to ensure that correct facts are reflected in secretarial records. We believe that the processes and practices, we followed provide a reasonable basis for our opinion.
3. We have not verified the correctness and appropriateness of financial records and Books of Accounts of the Company.
4. Where ever required, we have obtained the Management Representation about the compliance of laws, rules and regulations and happening of events etc.
5. The compliance of the provisions of Corporate and other applicable laws, rules, regulations, standards is the responsibility of management. Our examination was limited to the verification of procedures on test basis.
6. The Secretarial Audit report is neither an assurance as to the future viability of the company nor of the efficacy or effectiveness and with which the management has conducted the affairs of the company.

For D. HANUMANTA RAJU & CO
COMPANY SECRETARIES

CS DATLA HANUMANTA RAJU
PARTNER
FCS: 4044, CP NO: 1709

Place: Hyderabad
Date : 30.05.2017

FORM NO. MGT 9
EXTRACT OF ANNUAL RETURN

As on financial year ended on 31.03.2017

Pursuant to Section 92 (3) of the Companies Act, 2013 and rule 12(1) of the Company
(Management & Administration) Rules, 2014.

I. REGISTRATION & OTHER DETAILS:

CIN	L45201AP1987PLC007959
Registration Date	16.11.1987
Name of the Company	IVRCL Limited
Category/Sub-category of the Company	India Non government company
Address of the Registered office & contact details	M-22/3RT, Vijaya Nagar colony, Hyderabad-500057 040 -23343550, 23343678, Fax: 040-23345004 www.ivrcl.com
Whether listed company	YES
Name, Address & contact details of the Registrar & Transfer Agent, if any.	Karvy Computershare Pvt. Ltd. Karvy Selenium Tower B, Plot 31-32, Gachibowli, Financial District, Nanakramguda, Hyderabad – 500 008 Phone: +91 040 67161500 Fax : +91 040 23420814 Email Id : einward.ris@karvy.com

II. PRINCIPAL BUSINESS ACTIVITIES OF THE COMPANY

(All the business activities contributing 10 % or more of the total turnover of the company shall be stated)

S. No.	Name and Description of main products / services	NIC Code of the Product/service	% to total turnover of the company
1	Construction & Civil Engineering	41001, 41002, 41003, 42101,42204	100%

III. PARTICULARS OF HOLDING, SUBSIDIARY AND ASSOCIATE COMPANIES

S. No.	Name and Address of the Company	CIN/GLN	Holding/ Subsidiary / Associate	% of shares held	Applicable Section
1	Hindustan Dorr-Oliver Limited	L74210MH1974PLC017644	Subsidiary Company	55.28%	Section 2(87)
2	Chennai Water Desalination Ltd	U41000TN2005PLC057212	Subsidiary Company	75%	Section 2(87)
3	IVR Hotels and Resorts Limited	U55101AP1995PLC022534	Subsidiary Company	66.88%	Section 2(87)
4	RIHIM Developers Private Ltd	U45200AP2008PTC059509	Subsidiary Company	100%	Section 2(87)
5	IVRCL PSC Pipes Pvt Ltd	U52341TG1999PTC031125	Subsidiary Company	66.43%	Section 2(87)
6	IVRCL Building Products Ltd	U45400TG2007PLC055367	Subsidiary Company	60%	Section 2(87)
7	IVR Enviro Projects Private Ltd	U74210AP1997PTC027921	Subsidiary Company	97.49%	Section 2(87)
8	Alkor Petroo Ltd	U23209TG2002PLC039393	Subsidiary Company	64.03%	Section 2(87)

S. No.	Name and Address of the Company	CIN/GLN	Holding/ Subsidiary / Associate	% of shares held	Applicable Section
9	IVRCL Cadagua Hogenakkal Water Treatment Co Pvt Ltd	U41000TG2010PTC067081	Subsidiary Company	60%	Section 2(87)
10	IVRCL Steel Construction & Services Ltd	U27109TG2005PLC046635	Subsidiary Company	100%	Section 2(87)
11	IVRCL Patalganga Truck Terminals P Ltd	U45209TG2010PTC068388	Subsidiary Company	100%	Section 2(87)
12	IVR Prime Developers (Tambaram) Private Ltd	U45200TG2008PTC057479	Subsidiary Company	100%	Section 2(87)
13	IVRCL TLT Private Limited	U40300TG2008PTC059517	Subsidiary Company	100%	Section 2(87)
14	Salem Tollways Limited	U45200TG2005PLC047961	Subsidiary Company	100%	Section 2(87)
15	Kumarapalayam Tollways Limited	U45200TG2005PLC047960	Subsidiary Company	100%	Section 2(87)
16	Jalandhar Amritsar Tollways Limited	U00501DL2005PLC139732	Subsidiary Company	100%	Section 2(87)
17	IVRCL Chengapalli Tollways Limited	U45203TG2010PLC066886	Subsidiary Company	100%	Section 2(87)
18	IVRCL Indore Gujarat Tollways Limited	U45209TG2010PLC066747	Subsidiary Company	56.76%	Section 2(87)
19	SPB Developers Private Limited	U45202PN2009PTC134617	Subsidiary Company	100%	Section 2(87)
20	IVRCL Gundugolanu Rajahmundry Tollways Limited	U45209TG2012PLC080334	Subsidiary Company	100%	Section 2(87)
21	IVRCL Patiala Bathinda Tollways Limited	U45203TG2012PLC080434	Subsidiary Company	100%	Section 2(87)
22	IVRCL Narnaul Bhiwani Tollways Limited	U45209TG2012PLC078841	Subsidiary Company	100%	Section 2(87)
23	IVRCL Raipur-Bilaspur Tollways Limited	U45203TG2011PLC077919	Subsidiary Company	100%	Section 2(87)
24	Chengapalli Road Infra Private Limited	U45209TC2012PTC084158	Subsidiary Company	100%	Section 2(87)
25	First STP Private Limited	U90002TN2000PTC046067	Subsidiary Company	95%	Section 2(87)
26	IVRCL Chandrapur Tollways Limited	U45203TG2010PLC070923	Subsidiary Company	100%	Section 2(87)
27	Saptashva Solar Limited	U40106TG2007PLC054824	Subsidiary Company	51%	Section 2(87)
28	IVRCL EPC Ltd	U45400TG2016PLC103223	Subsidiary Company	100%	Section 2(87)
29	IVRCL Lanka Private Ltd	Not Applicable	Subsidiary Company	100%	Section 2(87)
30	IVRCL International Infrastructures & Projects LLC	Not Applicable	Associate Company	49%	Section 2(6)
31	Sushee IVRCL Arunchal Highways Limited	U45209TG2011PLC076753	Associate Company	26%	Section 2(6)

IV. SHARE HOLDING PATTERN (Equity Share Capital Breakup as percentage of Total Equity) Category-wise Share Holding

Category of Shareholders	No. of Shares held at the beginning of the year i.e. 01.04.2016				No. of Shares held at the end of the year i.e. 31.03.2017				% Change during the year
	Demat	Physical	Total	% of Total Shares	Demat	Physical	Total	% of Total Shares	
A. Promoters									
(1) Indian									
a) Individual/ HUF	22245976	--	22245976	3.05	22245976	--	22245976	2.84	-0.21
b) Central Govt	--	--	--	--	--	--	--	--	--
c) State Govt(s)	--	--	--	--	--	--	--	--	--
d) Bodies Corp.	19786190	--	19786190	2.72	19786190	--	19786190	2.53	-0.19
e) Banks / FI	--	--	--	--	--	--	--	--	--
f) Any other	--	--	--	--	--	--	--	--	--
Sub Total (A)(1)	42032166	--	42032166	5.77	42032166	--	42032166	5.37	-0.40
(2) Foreign									
a. NRIs-Individuals	--	--	--	--	--	--	--	--	--
b. Other Individuals	--	--	--	--	--	--	--	--	--
c. Body Corporates	--	--	--	--	--	--	--	--	--
d. Banks/FIs	--	--	--	--	--	--	--	--	--
e. Any other	--	--	--	--	--	--	--	--	--
Sub Total (A)(2)	--	--	--	--	--	--	--	--	--
Total shareholding of Promoters (A)=(A)(1)+(A)(2)	42032166	--	42032166	5.77	42032166	--	42032166	5.37	-0.40
B. Public Shareholding									
1. Institutions									
a) Mutual Funds	3983	3000	6983	0.00	0	3000	3000	0.00	--
b) Banks / FI	388788535	--	388788535	53.36	441813109	--	441813109	56.43	3.07
c) Central Govt	--	--	--	--	--	--	--	--	--
d) State Govt(s)	--	--	--	--	--	--	--	--	--
e) Venture Capital Funds	--	--	--	--	--	--	--	--	--
f) Insurance Companies	578642	--	578642	0.08	578642	--	578642	0.07	-0.01
g) FIs	208850	--	208850	0.03	461873	0	461873	0.06	0.03
h) Foreign Venture Capital Funds	--	--	--	--	--	--	--	--	--
i) Others (specify)	--	--	--	--	--	--	--	--	--
Sub-total (B)(1):-	389580010	3000	389583010	53.47	442853624	3000	442856624	56.56	3.09
2. Non-Institutions									
a) Bodies Corp.									
i) Indian	105199541	40125	105239666	14.44	84756333	40125	84796458	10.84	-3.60
ii) Overseas	--	--	--	--	--	--	--	--	--
b) Individuals									
i) Individual shareholders holding nominal share capital upto ₹ 2 lakh	162724196	346628	163070824	22.38	172741773	344260	173086033	22.11	-0.27
ii) Individual shareholders holding nominal share capital in excess of ₹ 2 lakh	18443937	--	18443937	2.53	29291619	--	29291619	3.74	1.21
c) Others (specify)									
Non Resident Indians	9026685	--	9026685	1.24	9572304	--	9572304	1.22	-0.02
Overseas Corporate Bodies	--	--	--	--	--	--	--	--	--
Foreign Nationals	15966	--	15966	0.00	25966	--	25966	0.003	0.00
Clearing Members	1267036	--	1267036	0.17	962442	--	962442	0.12	-0.05
Trusts	1080	--	1080	0.00	271080	--	271080	0.03	0.03
Foreign Bodies Corporates	3000	--	3000	0.00	3000	--	3000	0.00	--
Sub-total (B)(2):-	296681441	386753	297068194	40.76	297624517	384385	298008902	38.07	-2.69
Total Public Shareholding (B)=(B)(1)+(B)(2)	686261451	389753	686651204	94.23	740478141	387385	740865526	94.63	0.40
C. Shares held by Custodian for GDRs & ADRs	--	--	--	--	--	--	--	--	--
Grand Total (A+B+C)	728293617	389753	728683370	100.00%	782510307	387385	782897692	100.00%	

B) Shareholding of Promoter-

S. No.	Shareholder's Name	Shareholding at the beginning of the year i.e 01.04.2016			Shareholding at the end of the year i.e 31.03.2017			% change in shareholding during the year
		No. of Shares	% of total Shares of the company	% of Shares Pledged / encumbered to total shares	No. of Shares	% of total Shares of the company	% of Shares Pledged / encumbered to total shares	
1	E. Sudhir Reddy	15120906	2.08	100.00	15120906	1.93	100.00	NIL
2	E. Siddhanth Reddy	30000	0.004	100.00	30000	0.004	100.00	NIL
3	E. Sanjeeth Reddy	30000	0.004	100.00	30000	0.004	100.00	NIL
4	E. Sujatha Reddy	18000	0.002	100.00	18000	0.002	100.00	NIL
5	E. Sunil Reddy	2511010	0.34	100.00	2511010	0.32	100.00	NIL
6	E. Indira Reddy	290360	0.04	100.00	290360	0.04	100.00	NIL
7	E. Sudhir Reddy (HUF)	3147000	0.43	100.00	3147000	0.40	100.00	NIL
8	E. Sunil Reddy (HUF)	1078700	0.15	100.00	1078700	0.14	100.00	NIL
9	E. Soma Reddy	10000	0.001	100.00	10000	0.001	100.00	NIL
10	E. Suha Reddy	10000	0.001	100.00	10000	0.001	100.00	NIL
11	M/s. Eragam Finlease Limited	5185884	0.71	100.00	5185884	0.66	100.00	NIL
12	M/s. S. V. Equities Limited	2621390	0.36	100.00	2621390	0.33	100.00	NIL
13	M/s. Indus Palms Hotels & Resorts Ltd	203750	0.03	100.00	203750	0.03	100.00	NIL
14	M/s.Palladium Infrastructures & Projects Limited	46416	0.01	100.00	46416	0.01	100.00	NIL
15	M/s. Soma Hotels & Resorts Ltd	11728750	1.61	100.00	11728750	1.50	100.00	NIL
	TOTAL	42032166	5.77		42032166	5.37	100.00	

C) Change in Promoters' Shareholding (please specify, if there is no change)

S. No.	Particulars	Shareholding at the beginning of the year 01.04.2016		Cumulative Shareholding during the year 31.03.2017	
		No. of shares	% of total shares of the company	No. of shares	% of total shares of the company
	At the beginning of the year	There is no change in Promoter's Shareholding during the Financial year 2016-17.			
	Date wise Increase / Decrease in Promoters Shareholding during the year specifying the reasons for increase / decrease (e.g. allotment /transfer / bonus/ sweat equity etc.):				
	At the end of the year				

D) Shareholding Pattern of top ten Shareholders: (Other than Directors, Promoters and Holders of GDRs and ADRs):

Sl. No.	Name of the Shareholder	Shareholding at the beginning of the year		Change in Shareholding (No. of Shares)		Shareholding at the end of the year	
		No of Shares	% of total shares of the Company	Increase	Decrease	No of shares	% of total shares of the Company
1	ICICI BANK LTD	62486020	8.58%	244754	--	62730774	8.01
2	INDIAN OVERSEAS BANK	62547429	8.58%	--	--	62547429	7.99
3	CANARA BANK-MUMBAI	55433959	7.61%	87000	---	55520959	7.09
4	IDBI BANK LTD.	30950522	4.25%	21859669	---	52810191	6.75
5	STATE BANK OF INDIA	49409934	6.78%	---	---	49409934	6.31
6	ANDHRA BANK	37204623	5.11%	---	---	37204623	4.75
7	ICICI PRUDENTIAL LIFE INSURANCE COMPANY LTD	11165571	1.53%	---	1116557	0	0
8	PREMIER EDU- INFRA SOLUTIONS PRIVATE LIMITED	11714000	1.61%	---	11714000	0	0
9	TAMILNAD MERCANTILE BANK LIMITED	24221351	3.32%	187	---	24221538	3.09
10	CORPORATION BANK	33279084	4.57%	---	---	33279084	4.25

E) Shareholding of Directors and Key Managerial Personnel:

Sl. No.	Name of the Director and KMP	Shareholding at the beginning of the year		Change in Shareholding (No. of Shares)		Shareholding at the end of the year	
		No of Shares	% of total shares of the Company	Increase	Decrease	No of shares	% of total shares of the Company
1	Sri.E. Sudhir Reddy	15120906	2.08	--	--	15120906	1.93
2	Sri. R. Balarami Reddy	254304	0.03	200000	--	454304	0.06
3	Sri. K. Ashok Reddy*	102500	0.01	--	--	102500	0.01
4	Sri. P.R. Tripathi	--	--	--	--	--	--
5	Sri. T.R.C. Bose	--	--	--	--	--	--
6	Sri. V. Murahari Reddy	--	--	--	--	--	--
7	Smt. M. Hima Bindu	--	--	--	--	--	--
8	Sri. Rajeev N. Mehra	--	--	--	--	--	--
9	Sri Ch. Subrahmanya Gopal**	--	--	--	--	--	--
10	Sri. B. Subrahmanyam	--	--	--	--	--	--

*Mr. K. Ashok Reddy resigned w.e.f. 31.05.2017

**Mr. Ch. Subrahmanya Gopal was appointed as Executive director w.e.f 01.06.2017

F) INDEBTEDNESS -Indebtedness of the Company including interest outstanding/accrued but not due for payment.

(₹ in million)

	Secured Loans excluding deposits	Unsecured Loans	Deposits	Total Indebtedness
Indebtedness at the beginning of the financial year				
i) Principal Amount	47,088.10	2,519.78	-	49,607.88
ii) Interest due but not paid	3,122.30	-	-	3,122.30
iii) Interest accrued but not due	-	-	-	-
Total (i+ii+iii)	50,210.41	2,519.78	-	52,730.18
Change in Indebtedness during the financial year				
Net Change	(9,671.07)	18,187.85	-	8,516.78
Indebtedness at the end of the financial year				
i) Principal Amount	33,439.16	20,707.63	-	54,146.78
ii) Interest due but not paid	7,100.18	-	-	7,100.18
iii) Interest accrued but not due	-	-	-	-
Total (i+ii+iii)	40,539.31	20,707.63	-	61,246.96

V. REMUNERATION OF DIRECTORS AND KEY MANAGERIAL PERSONNEL-
A. Remuneration to Managing Director, Whole-time Directors and/or Manager:

(₹ in lakhs)

S. No.	Particulars of Remuneration	Name of MD/WTD/ Manager			Total Amount
		Mr. E. Sudhir Reddy, CMD	Mr. R. Balarami Reddy, JMD	Mr. K. Ashok Reddy, JMD*	
1	Gross salary				
	(a) Salary as per provisions contained in section 17(1) of the Income-tax Act, 1961	124.57	54.28	53.72	232.57
	(b) Value of perquisites u/s 17(2) Income-tax Act, 1961	6.25	2.87	2.84	11.96
	(c) Profits in lieu of salary under section 17(3) Income-tax Act, 1961	-	-	-	-
2	Stock Option	-	-	-	-
3	Sweat Equity	-	-	-	-
4	Commission				
	- as % of profit	-	-	-	-
	- others, specify...	-	-	-	-
5	Others, please specify	-	-	-	-
	Total (A)	130.82	57.15	56.56	244.53
	Ceiling as per the Act	The Company is not in profits. The Remuneration is subject to approval of Central Government.			

* Resigned as JMD w.e.f. 30.05.2017

B. Remuneration to other directors

(In ₹)

S. No.	Particulars of Remuneration	Name of Directors					Total Amount
		P.R. Tripathi	T.R.C. Bose	V. Murahari Reddy	M. Hima Bindu	Rajeev N Mehra*	
1	Independent Directors						
	Fee for attending board / committee meetings	340000	260000	200000	200000	---	1000000
	Commission	---	---	---	---	---	---
	Others, please specify	---	---	---	---	---	---
	Total (1)	340000	260000	200000	200000	---	1000000
2	Other Non-Executive Directors						
	Fee for attending board committee meetings	---	---	---	---	60000	60000
	Commission	---	---	---	---	---	---
	Others, please specify	---	---	---	---	---	---
	Total (2)	---	---	---	---	60000	60000
	Total (B)=(1+2) Total Managerial Remuneration	340000	260000	200000	200000	60000	1060000
	Overall Ceiling as per the Act	The sitting fee paid is within the limits as prescribed in the Act.					

Note : The Independent Directors have been paid only Sitting Fee during the F.Y. ended 31st March, 2017.

* Appointed as Nominee Director w.e.f. 14.12.2016

C. REMUNERATION TO KEY MANAGERIAL PERSONNEL OTHER THAN MD/MANAGER/WTD

S. No.	Particulars of Remuneration	Key Managerial Personnel		
		Mr. R. Balarami Reddy, CFO	Mr. B. Subrahmanyam, CS	TOTAL
1	Gross salary			
	(a) Salary as per provisions contained in section 17(1) of the Income-tax Act, 1961	54.28	19.43	73.71
	(b) Value of perquisites u/s 17(2) Income-tax Act, 1961	2.87	1.17	4.04
	(c) Profits in lieu of salary under section 17(3) Income-tax Act, 1961	-	-	-
2	Stock Option	-	-	-
3	Sweat Equity	-	-	-
4	Commission			
	- as % of profit	-	-	-
	others, specify...	-	-	-
5	Others, please specify	-	-	-
	Total (A)	57.15	20.60	81.79

VI. PENALTIES / PUNISHMENT/ COMPOUNDING OF OFFENCES

There were no punishment or compounding of offences during the year ended March 31, 2017.

During the quarter ended June 30, 2016, the Company has delayed in submitting the financial results for the year and quarter ended March 31, 2016 to the Stock Exchanges due to delay in finalizing "Statement of Impact of Audit Qualifications". The NSE has imposed fine for delay in submission of Results which the Company has paid within the due date. There were no major non-compliances except as stated above relating to the Capital Markets. There are no other penalty / strictures imposed on the Company by SEBI or any other statutory authority on such matters during the last three years.

For and on behalf of the Board of Directors
IVRCL Limited

E. Sudhir Reddy
Chairman & Managing Director
(DIN: 00023518)

Place: Hyderabad
Date: 30.05.2017

Annexure C



Statement of particulars as per Rule 5 of Companies (Appointment and Remuneration of Managerial personnel) Rules, 2014.

- (i) The ratio of the remuneration of each director to the median remuneration of the employees of the company for the financial year 2016-17:

S. No.	Name of the Director	Ratio to median remuneration
1	Mr. E Sudhir Reddy	1:0.027
2	Mr. R. Balarami Reddy	1:0.062
3	Mr. K Ashok Reddy*	1:0.062
4	Mr. P. R. Tripathi	Not Applicable
5	Mr. T. Ramesh Chandra Bose	Not Applicable
6	Mr. V. Murahari Reddy	Not Applicable
7	Ms. M. Hima Bindu	Not Applicable
8	Mr. Rajeev N Mehra	Not Applicable

- (ii) The percentage increase in remuneration of each Director, Chief Financial Officer, Chief Executive Officer, Company Secretary or Manager in the financial year.

S. No.	Name of the Directors, CEO, CFO, CS	% increase in remuneration in the financial year
1	Mr. E Sudhir Reddy, Chairman & Managing Director	0
2	Mr. R. Balarami Reddy, Joint Managing Director cum CFO	0
3	Mr. K Ashok Reddy, Joint Managing Director*	0
4	Mr. P. R. Tripathi, Independent Director	0
5	Mr. T. Ramesh Chandra Bose, Independent Director	0
6	Mr. V. Murahari Reddy, Independent Director	0
7	Ms. M. Hima Bindu, Independent Director	0
8	Mr. Rajeev N Mehra, Nominee Director	0
9	Mr. B. Subrahmanyam, Company Secretary	17

*Mr. K. Ashok Reddy resigned from the Board w.e.f 30.05.2017

- (iii) The percentage increase in the median remuneration of the employees in the financial year : 9%
- (iv) The number of permanent employees on the rolls of Company: 1708 employees
- (v) Average percentile increase already made in the salaries of employees other than the managerial personnel in the last financial year and its comparison with the percentile increase in the managerial remuneration and justification thereof and point out if there are any exceptional circumstances for increase in the managerial remuneration:
- Average percentile increase in the salaries of the employees (other than the managerial personnel) in the last financial year was 11.91% and there has been no increase in the managerial remuneration during the last financial year.
- (vi) The Remuneration paid to Key Managerial Personnel is as per the Remuneration Policy of the Company.

For and on behalf of the Board of Directors
IVRCL Limited

E Sudhir Reddy
Chairman & Managing Director
(DIN:00023518)

Place: Hyderabad
Date: 30.05.2017

Statement on Impact of Audit Qualifications (for audit report with modified opinion) submitted along-with Annual Audited Financial Results - Standalone

I. Statement on Impact of Audit Qualifications for the Financial Year ended March 31, 2017 {See Regulation 33 of the SEBI (LODR) (Amendment) Regulations, 2016}

Sl. No.	Particulars	Audited Figures (as reported before adjusting for qualifications) (₹ in Lakhs)	Adjusted Figures (audited figures after adjusting for qualifications) (₹ in lakhs)
1.	Turnover / Total income	2,05,419.88	2,05,419.88
2.	Total Expenditure	3,14,442.89	4,44,026.37
3.	Net Profit/(Loss)	(12,953.62)	(142537.10)
4.	Earnings Per Share (after exceptional item)	(1.65)	(18.21)
5.	Total Assets	8,95,507.50	799801.62
6.	Total Liabilities	8,95,507.50	799801.62
7.	Net Worth	12,936	(1,16,648)
8.	Any other financial item(s) (as felt appropriate by the management)	Nil	Nil

II. Audit Qualification:

a. Details of Audit Qualification:

- Note 5(a) to the statement, in respect of preparation of financial statements of the Company on going concern basis for the reasons stated therein and expiry of timeline to complete the process of CDR/ SDR. During the year the Company has incurred a Net Loss of ₹ 13,137.12 lakhs resulting into accumulated losses of ₹ 21,72,99.42 lakhs and substantial erosion of its Net worth as at March 31, 2017. The company's current liabilities exceed current assets. The Company has obligations towards borrowings and pertaining to operations including unpaid creditors and other dues as at March 31, 2017. These matters require the Company to generate additional cash flows to fund the operations as well as other obligations notwithstanding the current level of low operating activities and difficulties with respect to realisation of its current assets including litigation in various projects. These conditions along with other matters as set forth in note 5(b), indicate the existence of a material uncertainty that may cast significant doubt on the Company's ability to continue as going concern and therefore the Company may be unable to realize its assets and discharge its liabilities in the normal course of business. The ultimate outcome of these matters is at present not ascertainable. Accordingly we are unable to comment on the consequential impact, if any, on the accompanying standalone financial results.
- Note 5(c) to the statement with regard to recognition of deferred tax assets on account of carried forward unused tax losses and other taxable temporary differences aggregating to ₹ 95,705.88 lakhs. Based on unexecuted orders on hand, the Management of the Company is confident that sufficient future taxable income will be available against which such deferred tax assets will be realised. However, in our opinion, in absence of convincing evidence that sufficient future taxable income will be available against which such deferred tax assets can be realized, such recognition is not in accordance with Indian Accounting Standard 12 "Income Taxes" (Ind AS 12). Had the aforesaid deferred tax assets not been recognised, loss after tax for the year ended on March 31, 2017 would have been higher by ₹ 95,705.88 lakhs and other equity would have been lower by ₹ 95,705.88 lakhs.
- Note 5(d) to the statement in connection with the existence of material uncertainties over the realisability of bank guarantees encashed by customers, unbilled revenue, trade receivables retention and withheld amount aggregating to ₹ 1,86,821.30 lakhs, included in financial and other assets which are past due/subject matters of various disputes / arbitration proceedings/ negotiations with the customers and contractors due to termination / foreclosure of contracts and other disputes. The management is yet to assess the change in risk of default and resultant expected credit loss allowance on such assets. In absence of the reasonable and supportable rebuttable information to corroborate management's assertion of recoverability, we are unable to comment on the extent to which these financial assets are recoverable and the consequential impact, if any, on the accompanying standalone financial results.
- Note 5(e) to the statement in respect of financial guarantees aggregating to ₹ 1,30,428.81 lakhs, to the lenders of its two subsidiary Companies who have defaulted in their loan obligations and a lender has invoked corporate guarantees and initiated recovery actions against the Company for ₹ 7,9568.00 lakhs in respect of guarantees extended / executed

by the Company in favour of such lender. The Company is yet to assess the changes in risk / expected cash shortfall to determine expected credit loss allowance/ impairment to be recognized in respect of these financial guarantees. The loss allowance in respect of these corporate guarantees is indeterminable; accordingly, we are unable to comment on the consequential impact, if any, on the accompanying standalone financial statements.

5. Note 5(f) to the statement in respect of MOU/definitive agreement entered in to by the Company for divestment of subsidiary companies. The sale consideration agreed for such divestment is lower than the carrying value of investments and outstanding advances. This will result into losses on divestment/diminution aggregating to ₹ 33,877.58 lakhs as on March 31, 2017. Had the provision for the loss on sale of investment s been made by the Company, loss for the year would have been higher and other equity would have been lower by ₹ 33,877.58 lakhs.
6. Note 5(g) to the statement in respect of investment of ₹ 67,618.53 lakhs and loans and advances of ₹ 43,223.28 lakhs given to subsidiaries engaged in BOT and other projects, which are under disputes with the concessionaire, and other subsidiaries that have significant accumulated losses as at March 31, 2017. In absence of fair valuation of these Investments, we are unable to comment upon the carrying value these investments, recoverability of aforesaid loans and advances and the consequential impact, if any, on the accompanying standalone financial results.

b. Type of Audit Qualification : Qualified Opinion

c. Frequency of qualification: Repetitive

d. For Audit Qualification(s) where the impact is quantified by the auditor, Management's Views:

In respect of qualification 2 above, the Management of the Company is confident that sufficient future taxable income will be available against which such deferred tax assets will be realized.

In respect of qualification 5 above, it shall be accounted on conclusion of the transaction.

e. For Audit Qualification(s) where the impact is not quantified by the auditor:

(i) Management's estimation on the impact of audit qualification: indeterminable

(ii) If management is unable to estimate the impact, reasons for the same:

In respect of qualification 1 above, The management of the Company believes to complete the divestment plan and meeting its obligations in due course of time with the help of new investor. Accordingly, financial statements have been prepared on the basis that the Company is a Going Concern.

In respect of qualification 3, above, the management of the Company is confident of positive outcome of litigations/ resolutions of disputes and recovering the aforesaid dues.

In respect of qualification 4 above, The Company is yet to assess the changes in risk / expected cash shortfall to determine expected credit loss allowance/ impairment to be recognized in respect of these financial guarantees, carrying value of investment and loans and advances.

In respect of qualification 6 above, The management of the Company is at various stages of negotiation/ communication/arbitration with respective contractee/clients of such subsidiaries engaged in BOT and other projects to recover the dues and cost incurred by the Company and taking necessary steps to turnaround the loss making subsidiary Companies. Considering the long-term nature of investments and in view of ongoing discussion, no provision has been considered necessary by the management in respect of impairment in the value of investment and loans and advances.

(iii) Auditors' Comments on above: Nil

III. Signatories:

Statutory Auditor
CHATURVEDI & PARTNERS
 Chartered Accountants
 FRN 307068E

R. Balrami Reddy
 Joint Managing Director & CFO

P. R. Tripathi
 Audit Committee Chairman

RAVINDRA NATH CHATURVEDI
 Partner
 Membership No. 092087

Place: Hyderabad
 Date: 30-05-2017

REPORT ON CORPORATE GOVERNANCE



1. IVRCL PHILOSOPHY ON CORPORATE GOVERNANCE

The Company believes in transparency, empowerment, accountability and integrity in its operations having duly delegated authority to the various functional heads who are responsible for attaining the corporate plans with the ultimate purpose of enhancement of "stake holder value".

This philosophy has guided the operations and the functioning of the Company. In the process of achieving corporate goals, the Company has always been taking the spirit of various legislations as guiding principles and has gone well beyond simple statutory compliance by instituting such systems and procedures as are required to make the management completely transparent and institutionally sound. This is a continuous process in the Company to improve upon the past experience.

The Company has professionals on its Board of Directors who are actively involved in the deliberations of the Board on all the important policy matters.

2. BOARD OF DIRECTORS

- i. As on March 31, 2017, the Company has eight directors on the Board, of which four are Independent Directors. The Company has an Executive Chairman during the financial year and the number of Independent Directors is 50% of the total number of Directors. Thus, the composition of the Board is in conformity with Regulation 17 of the SEBI (Listing Obligations and Disclosure Requirements) Regulations, 2015 (LODR).
- ii. None of the Directors on the Board is a Member of more than 10 Committees or Chairman of more than 5 Committees as specified in Regulation 26 of LODR, across all the companies in which he is a Director. Necessary disclosures regarding Committee positions in other public companies as at March 31, 2017 have been made by the Directors. None of the Directors are related to each other.
- iii. The names and categories of the Directors on the Board, their attendance at Board Meetings held during the year and the number of Directorships and Committee Chairmanships / Memberships held by them in other companies is given below. Chairmanship / Membership of Board Committees include only Audit and Stakeholders' Relationship Committees.

a. The Board of Directors of the Company as on March 31, 2017 consists:

A. Non – Executive Directors

Independent Directors

Mr. P. R. Tripathi

Mr. T. R. C. Bose

Mr. V. Murahari Reddy

Ms. M. Hima Bindu

Nominee Director

Mr. Rajeev N. Mehra (Appointed w.e.f. 14.12.2016)

B. Executive Directors

Chairman & Managing Director Mr. E. Sudhir Reddy (Promoter)

Joint Managing Directors Mr. R. Balarami Reddy

Mr. K. Ashok Reddy (Resigned w.e.f. 30.05.2017)

Executive Director Mr. Ch. Subrahmanya Gopal (Appointed w.e.f. 01.06.2017)

b. Attendance at Board Meetings and last A.G.M and details of memberships of Directors in other Boards and Board Committees.

Five meetings of the Board of Directors were held on:

30th May, 2016, 14th September, 2016, 14th December, 2016, 14th February, 2017 and 27th February, 2017.

The last Annual General Meeting was held on Monday, the 26th September, 2016.

Name of the Director	Categories of Directorship	No. of Board Meetings attended	Attendance at last AGM	Directorship in other companies	No. of Committees held in other Public Limited Companies	
					Chairman	Member
Mr. E. Sudhir Reddy	CMD	4	YES	7	NIL	1
Mr. R. Balarami Reddy	J M.D	5	YES	10	NIL	1
Mr. K. Ashok Reddy*	J M.D	5	NO	9	1	NIL
Mr. T.R.C. Bose	I & NED	5	YES	7	NIL	6
Mr. P.R. Tripathi	I & NED	5	NO	7	3	1
Mr. V. Murahari Reddy	I & NED	4	NO	3	NIL	1
Ms. M. Hima Bindu	I & NED	5	YES	9	NIL	8
Mr. Rajeev N. Mehra**	ND	3	NO	NIL	NIL	NIL
Mr. Ch. Subrahmanya Gopal***	ED	NA	NA	NA	NA	NA

I & NED Independent & Non-Executive Director

ND Nominee Director

Joint M.D Joint Managing Director

CMD Chairman & Managing Director

ED Executive Director

* Resigned w.e.f. 30.05.2017

** Appointed w.e.f. 14.12.2016

*** Appointed w.e.f. 01.06.2017

c. Shares held by Non-Executive Directors as on March 31, 2017.

Name of the Director	Numbers of Shares held	% of the Paid-up Capital of the Company
Mr. P. R. Tripathi	NIL	NIL
Mr. T. R. C. Bose	NIL	NIL
Mr. V. Murahari Reddy	NIL	NIL
Ms. M. Hima Bindu	NIL	NIL
Mr. Rajeev N. Mehra	NIL	NIL

Familiarisation Programme

The Company, on a regular basis, makes detailed presentations to the entire Board including Independent Directors on the Company's operations and business plans, the nature of industries in which the Company operates and the model of its respective businesses. Such presentations are made by the senior management/leadership team/function heads so that the Independent Directors can have direct interaction with them. The familiarisation programme has also been put up on the website of the Company at the following link: <http://www.ivrcl.com/downloads/familiarisationprogramme.pdf>

3. AUDIT COMMITTEE

The Audit Committee has been constituted by the Board of Directors in accordance with the requirement of Section 177 of the Companies Act, 2013 and Regulation 18 of SEBI (Listing Obligations and Disclosure Requirements) Regulations, 2015.

The terms of reference of the Audit Committee are broadly as under:

The role and the Information reviewed by the Audit Committee are as envisaged in the Companies Act and Part C of Schedule II of SEBI (Listing Obligations and Disclosure Requirements) Regulations, 2015, as amended from time to time.

The Statutory Auditors and Internal Auditors of the Company will be invited to join the Audit Committee Meetings for discussions on issues relevant to them. The Company Secretary acts as the Secretary to the Committee.

The Previous Annual General Meeting (AGM) of the Company was held on 26th September 2016. Mr. P.R. Tripathi, Chairman of the Audit Committee who could not attend the meeting had authorised Ms. M. Hima Bindu to attend the meeting on his behalf, in terms of Secretarial Standards on General Meetings and Companies Act, 2013.

The Composition of the Audit Committee and the details of meetings attended by its members are given below:

Name	Category	Number of meetings held during the financial year 2016-2017	
		Held	Attended
Mr. P. R. Tripathi	Chairman – Independent	4	4
Mr. T.R.C. Bose	Member – Independent	4	4
Mr. V. Murahari Reddy	Member - Independent	4	3
Ms. M. Hima Bindu	Member - Independent	4	4

Four meetings of the Audit Committee were held during the year and the gap between two meetings did not exceed 120 days. The dates on which the said meetings were held are as follows:

30th May 2016, 14th September, 2016, 14th December, 2016, 14th February, 2017.

The necessary quorum was present for all the meetings.

4. NOMINATION AND REMUNERATION COMMITTEE:

The Nomination and Remuneration Committee has been constituted by the Board of Directors in accordance with the requirement of Section 178 of the Companies Act, 2013 and Regulation 19 of SEBI (Listing Obligations and Disclosure Requirements) Regulations, 2015.

The Role of the Nomination and Remuneration Committee.

The Role of the Nomination and Remuneration Committee is as envisaged in the Companies Act and Part D of Schedule II of SEBI (Listing Obligations and Disclosure Requirements) Regulations, 2015 as amended from time to time.

The Composition of the Nomination and Remuneration Committee and the details of meetings attended by its members are given below:

Name	Category	Number of meetings held during the financial year 2016-2017	
		Held	Attended
Mr. P. R. Tripathi	Chairman – Independent	3	3
Mr. T.R.C. Bose	Member – Independent	3	3
Mr. V. Murahari Reddy	Member - Independent	3	2

Three meetings of the Nomination and Remuneration Committee were held during the year. The dates on which the said meetings were held are as follows:

30th May 2016, 14th December, 2016, 14th February, 2017.

The necessary quorum was present for all the meetings.

Performance evaluation criteria for Independent Directors

- Does he/she understand and support the mission of the company?
- Is he/she knowledgeable about the company's products and services?
- Does he/she read and understand the company's financial statements?
- Attendance and participations in the meetings and timely inputs on the minutes of the meetings.
- Adherence to ethical standards & code of conduct of Company and disclosure of non-independence, as and when it exists and disclosure of interest.
- Raising of valid concerns to the Board and constructive contribution to resolution of issues at meetings.
- Interpersonal relations with other directors and management.
- Objective evaluation of Board's performance, rendering independent, unbiased opinion.
- Understanding of the Company and the external environment in which it operates and contribution to strategic direction.
- Safeguarding interest of whistle-blowers under vigil mechanism and Safeguard of confidential information.

5. REMUNERATION OF DIRECTORS:

- i) The Pecuniary relationship or transactions with the Non-executive Directors have been disclosed as part of transactions with Key Managerial Personnel / relatives within the annual report.
- ii) The Company's remuneration policy is driven by the success and performance of the individual employee and the Company. Through its compensation programme, the Company endeavors to attract, retain, develop and motivate a high performance workforce. The Company follows a compensation mix of fixed pay, benefits and perquisites besides Employee Stock Options. Individual performance pay including Key Managerial Personnel's pay is determined by business performance and the performance of the individuals is measured through annual appraisal policy of the Company.
- iii) The Company pays remuneration by way of salary, benefits, perquisites and allowances (fixed component) and commission (variable component) to its Managing Director. The other Executive Directors are compensated by way of salary, benefits, perquisites and allowances (fixed component) as decided by the Nomination & Remuneration Committee and approved by the members from time-to-time.
- iv) Criteria of making payments to Non-Executive Directors
The Company follows the below criteria for making payment to Non - Executive Directors ;
 1. Numbers of Board / Committee meetings attended
 2. Sitting fees at the rate of ₹ 20,000/- per meeting for attendance at the meetings of the Board or any committee thereof for non-executive directors is paid. Further, reimbursement of actual travel and out of pocket expenses incurred for attending such meetings is also made.
- v) At present no other component of remuneration to non-executive directors is being paid.

The details of remuneration to all the Directors for the period is as follows:

- i) Non Executive Directors (sitting fee only)

	(in Rupees)
Mr. P. R. Tripathi	3,40,000
Mr. T. R. C. Bose	2,60,000
Mr. V. Murahari Reddy	2,00,000
Ms. M. Hima Bindu	2,00,000
Mr. Rajeev N.Mehra	60,000
TOTAL	10,60,000

- ii) Managing / Whole-time Director(s)

	(In Rupees)		
Name and Designation	Fixed Component Salary	Variable Component	Total
Mr. E. Sudhir Reddy Chairman & Managing Director	1,24,56,996	NIL	1,24,56,996
Mr. R. Balarami Reddy Jt. Managing Director	49,24,296	NIL	49,24,296
Mr. K. Ashok Reddy Jt. Managing Director	48,73,176	NIL	48,73,176
TOTAL	2,22,54,468		2,22,54,468

(Excluding LTA and Annual Benefits).

6. STAKEHOLDERS RELATIONSHIP COMMITTEE

The Stakeholders Relationship Committee has been constituted by the Board of Directors in accordance with the requirement of Section 178 of the Companies Act, 2013 and Regulation 20 of SEBI (Listing Obligations and Disclosure Requirements) Regulations, 2015.

The Role of the Stakeholders Relationship Committee.

The Role of the Stakeholders Relationship Committee is as envisaged in Part D of Schedule II of SEBI (Listing Obligations and Disclosure Requirements) Regulations, 2015 as amended from time to time.

The Composition of the Stakeholders Relationship Committee and the details of meetings attended by its members are given below:

Four meetings of the Stakeholders Relationship Committee were held on 30th May 2016, 14th September, 2016, 14th December, 2016 and 14th February, 2017.

Name	Category	Number of meetings held during the financial year 2016-2017	
		Held	Attended
Mr. P. R. Tripathi	Chairman	4	4
Mr. E. Sudhir Reddy	Member	4	3
Mr. R. Balarami Reddy	Member	4	4

Mr. B. Subrahmanyam, Company Secretary is the Compliance Officer.

During the year, the Company received 48 complaints and all the complaints were resolved to the satisfaction of the Investors and there are no pending complaints.

OTHER COMMITTEES

Corporate Social Responsibility (CSR) Committee.

CSR Committee of directors as required under Section 135 of the Act was constituted on 30th May 2014, comprising of Mr. P.R. Tripathi, (independent non- executive), Mr. K. Ashok Reddy, (non-independent executive), Mr. R. Balarami Reddy (non-independent executive).

Regulatory Committee under Code of Conduct for Prevention of Insider Trading.

The Committee consists of Mr. P.R. Tripathi, Mr. E. Sudhir Reddy and Mr. R. Balarami Reddy who look into all the aspects relating to Code of conduct including enforcement, imposition of penalties for any violation of the provisions of the Code and to amend or modify the provisions of the Code from time to time.

Executive Committee.

The Board reconstituted the Executive Committee with the following directors on 31.01.2005 with the following powers to consider and approve borrowings up to certain limits, as delegated from time to time; to approve joint ventures, to delegate authority to the functionaries as the business of the Company warrants; besides exercising such other power as are delegated from time to time.

Members:

- i) Mr. E. Sudhir Reddy
- ii) Mr. K. Ashok Reddy
- iii) Mr. R. Balarami Reddy

The Powers of the Executive Committee were amended by the Board of Directors on February 14, 2013. The following are the new powers:

1. To execute agreements on behalf of the Company, from time to time.
2. To sub-delegate authority in writing by way of Power of Attorney or otherwise, executed by one of the Members of the Committee, for the purposes of day-to-day operations, tendering, business development and project executions of the Company, duly authorised by the Committee.
3. Opening and Closing of Bank Accounts and authorising the Directors and Officers of the Company for operating the accounts with authority to issue Cheques.
4. To make necessary applications or petitions to the Court, Company Law Board or Regional Director or other judicial or quasi judicial body, as and when required.
5. To authorize any person as Corporate Representative under Section 113 of the Companies Act 2013 to attend the general meetings of any Company.
6. To authorize any person with regard to incorporation of Companies and closure or winding up of Companies.
7. Authorisation to affix the Common Seal of the Company on such documents as may be required, from time to time, as per Articles of Association of the Company.

8. To make investments and disinvestments, from time to time, for the purposes of subscribing to the equity/preference share capital of Subsidiaries/Joint Ventures/SPVs/any other entity, upto an amount of ₹.200 Cr, pursuant to proviso to Section 179 (3) of the Companies Act, 2013.
9. To Exercise borrowing powers, as may be decided by the Board, from time to time, pursuant to proviso to Section 179(3) of the Companies Act, 2013.

7. GENERAL BODY MEETINGS

Details of location and time of holding the last three AGMs.

Year	Location	Date & Time
27 th AGM – 2014	The Federation of Andhra Pradesh chambers of Commerce & Industry, Redhills, Hyderabad	At 3.30 PM on September 26, 2014
28 th AGM – 2015	The Federation of Telangana and Andhra Pradesh chambers of Commerce & Industry, Redhills, Hyderabad	At 3.30 PM on September 26, 2015
29 th AGM – 2016	The Federation of Telangana and Andhra Pradesh chambers of Commerce & Industry, Redhills, Hyderabad	At 3.30 PM on September 26, 2016

The following special resolutions were passed at the 27th Annual General Meeting of the Members of the Company held on 26th September, 2014:

1. To re appoint Mr. E. Sudhir Reddy as Chairman & Managing Director
2. To appoint Mr. R. Balarami Reddy as Joint Managing Director.
3. To appoint Mr. K. Ashok Reddy as Joint Managing Director
4. To consider Qualified Institutional Placement
5. To consider Preferential issue of warrants
6. To consider Borrowing Powers of the Company
7. To amend the Articles of Association of the Company
8. Option to CDR Lenders for conversion of Debt into equity shares and issue of equity shares to CDR lenders on preferential basis on conversion of funded interest term Loan.

The following special resolutions were passed at the 28th Annual General Meeting of the Members of the Company held on 26th September, 2015:

1. To re-appoint Mr. K. Ashok Reddy as Joint Managing Director
2. Raising of Funds.

The following special resolutions were passed at the 29th Annual General Meeting of the Members of the Company held on 26th September, 2016:

1. To re-appoint Mr. R. Balarami Reddy as Joint Managing Director
2. Remuneration payable to Mr. K. Ashok Reddy, Joint Managing Director.
3. To adopt new Articles of Association of the Company.

Details of Special Resolutions passed through postal ballots during the year:

No Resolution was passed by Postal ballot during the year.

There is no proposal to transact any resolution through Postal Ballot.

8. MEANS OF COMMUNICATION

The quarterly results are being published in English Newspapers like Economic Times, Business Standard and/or Financial Express having all India circulation and one in Vernacular language i.e. in Telugu. The quarterly results and official press releases are also displayed on the Company's website www.ivrcl.com.

The gist of presentations made to the institutional investors or to analysts are also published on the Company's website. The Management Discussion and Analysis report is made part of this annual report.

In compliance with the listing Regulations the Company created a separate email id viz., in_grievances@ivrinfra.com for speedy redressal of investor grievances.

9. GENERAL SHAREHOLDER INFORMATION

- a. 30th Annual General Meeting**
- Date and Time September 29, 2017, at 10.30 am
 - Venue K.L.N. Prasad Auditorium, FAPCCI, 11-6-841, Red Hills, Hyderabad – 500 004
- b. Financial Year**
- Year ending March 31
 - Un-audited financial results for the quarter ending June 30, 2017 Will be published in August 2017
 - Un-audited/audited results for the quarter / half-year ending September 30, 2017 Will be published in November 2017
 - Un-audited results for the quarter ending December 31, 2017 Will be published in February 2018
 - Audited results for the year ending March 31, 2018 Will be published in May 2018
- c. Book Closure:** From : September 26, 2017 to September 29, 2017
(Both days inclusive)
- d. Dividend payment date** No dividend has been recommended
- e. The equity shares of the Company are listed on**
- (i) BSE Limited (BSE), P. J. Towers, Dalal Street, Mumbai
 - (ii) National Stock Exchange of India Limited (NSE), Exchange Plaza, C-1, Block G, Bandra Kurla Complex, Bandra (E), Mumbai
- f. Stock Code :**
- i) trading Symbol at Bombay Stock Exchange, Scrip Code : 530773
National Stock Exchange, IVRCLINFRA EQ
 - ii) ISIN Numbers in CDSL & NSDL Equity INE875A01025

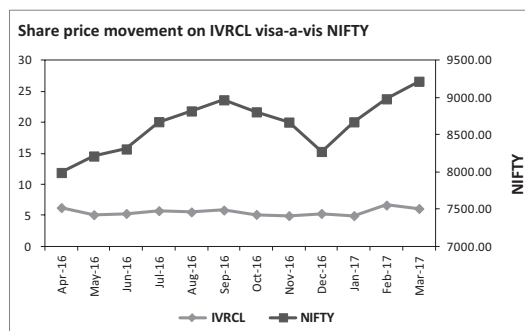
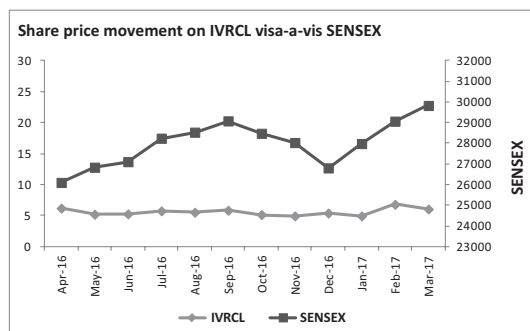
Listing fees as prescribed has been paid fully to all the stock exchanges where the shares of the Company are listed and Company's shares have not been suspended from trading on stock exchanges during the year.

Stock Market Data:

Month	BSE Limited				National Stock Exchange of India Limited			
	Share Price		Sensex		Share Price		S&P CNX Nifty	
	High (₹)	Low (₹)	High	Low	High (₹)	Low (₹)	High	Low
Apr- 2016	6.20	4.49	26100.54	24523.20	6.25	4.40	7992.00	7516.85
May-2016	5.20	3.75	26837.20	25057.93	5.10	3.70	8213.60	7678.35
Jun-2016	5.27	3.88	27105.41	25911.33	5.30	3.85	8308.15	7927.05
July-2016	5.75	4.59	28240.20	27034.14	5.75	4.60	8674.70	8287.55
Aug-2016	5.53	4.50	28532.25	27627.97	5.55	4.50	8819.20	8518.15
Sep-2016	5.85	4.55	29077.28	27716.78	5.85	4.50	8968.70	8555.20
Oct-2016	5.15	4.74	28477.65	27488.30	5.15	4.70	8806.95	8506.15
Nov-2016	4.94	3.77	28029.80	25717.93	4.95	3.70	8669.60	7916.40
Dec-2016	5.40	4.08	26803.76	25753.74	5.30	4.10	8274.95	7893.80
Jan-2017	4.94	4.30	27980.39	26447.06	4.95	4.30	8672.70	8133.80
Feb-2017	6.80	4.65	29065.31	27590.10	6.65	4.65	8982.15	8537.50
Mar-2017	6.05	4.77	29824.62	28716.21	6.10	4.80	9218.40	8860.10

Source: BSE Website

Source: NSE website



h. Registrar and Transfer Agents;

Karvy Computershare Pvt. Ltd.
 Karvy Selenium Tower B, Plot 31-32, Gachibowli,
 Financial District, Nanakramguda, Hyderabad – 500 008
 Phone: +91 040 67161500
 Fax : +91 040 23420814
 Email Id : einward.ris@karvy.com

Share Transfer System:

Application for transfer of shares held on physical form is received at the office of the Registrars & Share Transfer Agents of the Company. Share Transfer Committee approves valid transfers of shares and share certificates duly endorsed are dispatched within the time prescribed under the Listing Agreement / SEBI Guidelines.

Shares held in dematerialized form are electronically traded in the Depository and the Registrars & Share Transfer Agents of the Company periodically receive from the Depository the beneficiary holdings so as to enable them to update the records and to send all corporate communications, dividend warrants etc.,

i. a. Distribution of Shareholding as on March 31, 2017

Category (Amount)	Share Holders		Equity	
	Number	% to Total	No. of Shares	% to Total
Upto – 5000	171901	92.68	60111093	7.68
5001 - 10000	6721	3.62	25208254	3.22
10001 – 20000	3627	1.96	27385715	3.50
20001 – 30000	1093	0.59	13815298	1.76
30001 – 40000	623	0.33	11254541	1.44
40001 – 50000	314	0.17	7245057	0.92
50001 – 100000	672	0.36	24246630	3.10
100001 and above	537	0.29	613631104	78.38
TOTAL	185488	100.00	782897692	100.00

b) Dematerialization of shares and liquidity:

Shares of the Company can be held and traded only in Electronic form on Stock Exchanges. SEBI has stipulated the shares of the Company for compulsory delivery in dematerialized form only, by all investors from 26th June 2000.

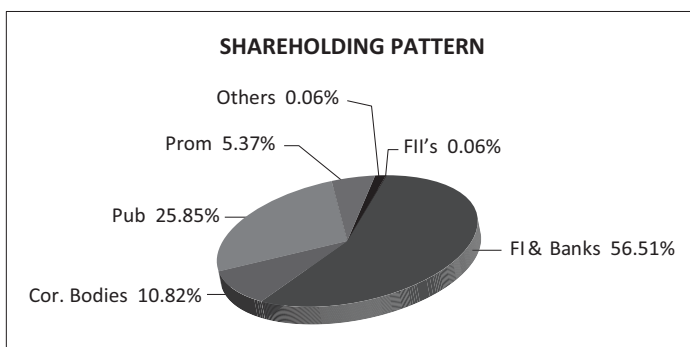
99.95 percent of the shareholdings have been dematerialized as on 31.03.2017. Shares of the Company are actively traded in BSE Limited, Mumbai and National Stock Exchange of India Limited, and hence have good liquidity.

c) Capital Build Up during the Period:

Particulars	Nature of Allotment	No. of shares of the face value of ₹ 2/- each	Aggregating to ₹
Capital at the beginning of the year		72,86,83,370	1,45,73,66,740
Allotments made during the year:			
01.04.2016	FITL CONVERSION	2,29,52,029	4,59,04,058
01.04.2016	SDR ALLOTMENT	3,06,15,483	6,12,30,966
13.06.2016	SDR ALLOTMENT	6,46,810	12,93,620
Capital at the end of the year		78,28,97,692	1,56,57,95,384

d) Shareholding Pattern as on 31.03.2017:

Category	Total No. of Shares	Percentage
Promoter's Holding		
Indian Promoters	4,20,32,166	5.37
Non Promoter Holding		
Institutional Investors		
Mutual Funds	3,000	0.000
Financial Institutions / Banks / Insurance Companies	44,23,91,751	56.51
Foreign Institutional Investors	4,61,873	0.06
Sub Total	44,28,56,624	56.57
Others		
Corporate Bodies	8,47,31,280	10.82
Indian Public	20,23,77,652	25.85
Non Resident Indian	95,72,304	1.22
Others	13,27,666	0.17
Sub Total	29,80,08,902	38.06
Grand Total	78,28,97,692	100.00



j. Instruments outstanding as on March 31, 2017 and are liable for conversion into shares :

IVRCL ESOP 2013

The shareholders of the company, in the 26th Annual General Meeting held on 26th September 2013 approved to issue upto 1,00,00,000 options convertible into 1,00,00,000 equity shares of nominal value of ₹ 2/- each at one option liable to be converted into one share of ₹ 2/- each at a price which is 50% of the closing price recorded on National Stock Exchange of India Limited on the date of the such grant on such terms as may be specified by the Board of Directors of the company. The Company has not granted any options out of IVRCL ESOP 2013 scheme to any employee as on date.

k. Commodity price risk or foreign exchange risk and hedging activities.

The Companies activities do not require any transactions involving commodities and hence there are no Commodity price risks and Commodity hedging activities. The details of Foreign Exchange risk and hedging activities has been disclosed elsewhere in the Annual Report.

l. Plant Location:

In view of the nature of the Company's business the Company is operating from various work sites spread throughout the country and the operations are controlled by the Corporate Office at "MIHIR" 8-2-350/5/A/24/1-B & 2, Panchavati Colony, Banjarahills, Hyderabad-500 034 and through various Regional Offices.

Address for Correspondence:

Investor's Correspondence :

Physical / Electronic Mode :
M/s. Karvy Computershare (P) Ltd.
Karvy Selenium, Tower B, Plot number 31 & 32, Financial District, Gachibowli,
Hyderabad 500 032

Shareholders General Correspondence

"IVRCL Limited"
"MIHIR" 8-2-350/5/A/24/1-B & 2
Road No.2, Panchavati Colony
Banjara Hills HYDERABAD – 500 034

10. DISCLOSURES:

- i. Materially significant related party transaction with the Company Promoters, Directors, the Management, the Subsidiaries or relatives of the Directors which may have potential conflict with the interests of the Company at large have been disclosed in the accounts along with the financial impact of the same elsewhere in the Annual Report.
 - ii. During the quarter ended June 30, 2016, the Company has delayed in submitting the financial results for the year and quarter ended March 31, 2016 to the Stock Exchanges due to delay in finalizing “Statement of Impact of Audit Qualifications”. The NSE has imposed fine for delay in submission of Results which the Company has paid within the due date. There were no major non-compliances except as stated above relating to the Capital Markets. There are no other penalty / strictures imposed on the Company by SEBI or any other statutory authority on such matters during the last three years.
 - iii. The Company has adopted a Whistle blower policy and established the necessary vigil mechanism for all the employees to report concerns about unethical behaviour, actual or suspected fraud, or violation of our code of conduct or ethics policy. The mechanism under the said policy also provides for adequate safeguards against victimization of employees who avail of the mechanism. No person has been denied access to the chairman of the audit committee. The said policy has been also put up on the website of the Company at the following link:
<http://www.ivrcl.com/downloads/WhistleBlowerPolicy.pdf>
 - iv. The Company Complied with all the applicable mandatory requirements of SEBI (Listing Obligations and Disclosure Requirements) Regulations, 2015. The Company did not adopt any Non-mandatory requirements.
 - v. The board has approved a policy for determining “material” subsidiaries which has been uploaded on the Company’s website at the following link:
<http://www.ivrcl.com/downloads/MaterialSubsidiaryPolicy.pdf>
 - vi. The board has approved a policy for related party transactions which has been uploaded on the Company’s website at the following link:
<http://www.ivrcl.com/downloads/RelatedPartyTransactionPolicy.pdf>
 - vii. The Companies activities do not require any transactions involving commodities and hence there are no Commodity price risks and Commodity hedging activities.
- 11.** The Company Complied with the requirements of sub-paras (2) to (10) of Corporate Governance Report as specified in schedule V of SEBI (Listing Obligations and Disclosure Requirements) Regulations, 2015.
- 12.** The Company did not adopt the discretionary requirements as specified in Part E of Schedule II of SEBI (Listing Obligations and Disclosure Requirements) Regulations, 2015.
- 13.** The Company Complied with the Corporate governance requirements specified in regulation 17 to 27 and clauses (b) to (i) of sub-regulation (2) of regulation 46 of SEBI (Listing Obligations and Disclosure Requirements) Regulations, 2015.

Code of Conduct for Directors and Senior Management:

A copy of the Code has been put on the Company’s website www.ivrcl.com.

The Code has been circulated to all the members of the Board and Senior Management and the compliance of the same has been affirmed by them. A declaration signed by the Chairman and Managing Director is given below:

DECLARATION

I hereby confirm that :

The Company has obtained from all the members of the Board and Senior Management affirmation that they have complied with the Code of Business Conduct and Ethics for Directors and Senior Management in respect of the period ended 31st March 2017:

Place: Hyderabad

Date : May 30, 2017

E. Sudhir Reddy
Chairman & Managing Director
(DIN:00023518)

CERTIFICATE

To the Members of IVRCL Limited

We have examined the compliance of conditions of Corporate Governance by **IVRCL LIMITED** (“the Company”), for the year ended on March 31, 2017, as per Regulation 15(2) of Securities and Exchange Board of India (Listing Obligations and Disclosure Requirements) Regulations, 2015 (“Listing Regulations”) for the period April 01, 2016 to March 31, 2017.

The compliance of conditions of Corporate Governance is the responsibility of the Management. Our examination was limited to review the procedures and implementation thereof, adopted by the Company for ensuring the compliance of the conditions of Corporate Governance. It is neither an audit nor an expression of opinion on the financial statements of the Company.

In our opinion and to the best of our information and according to the explanations given to us and the representations made by the Directors, Officers and the Management, we certify that the Company has complied with the conditions of Corporate Governance as stipulated in the above mentioned clause of the Listing Regulations.

We further state that such compliance is neither an assurance as to the future viability of the Company nor the efficiency or effectiveness with which the Management has conducted the affairs of the Company.

For D. HANUMANTA RAJU & CO
COMPANY SECRETARIES

CS D. HANUMANTA RAJU
PARTNER

FCS: 4044, CP NO: 1709

Place: Hyderabad

Date : May 30, 2017

Industry Overview

Indian growth often receives global attention because of its economy, which is not only huge but also reasonably stable. While the global average growth rate of economies is about 2.7 percent, India clocked an impressive 7 per cent last year. Now, while China is slowing down, India continues to march ahead as one of the fastest growing economies of the world. IMF predicts that it will crack eight percent GDP growth in 2021.

The World Bank forecast Indian economy to grow at 7.0 per cent in 2016 and at 7.6 per cent in 2017 respectively according to its January 2017 reports. The numbers released by the India Central Statistics Office (CSO) seem to flock around these predictions though a corrective picture post demonetization in Nov 2016 is awaited in the subsequent revisions of the GDP statistics. As per the last reports, our annual gross domestic product (GDP) growth for the October-December period came in at 7.0 per cent, a bit slower than 7.4 per cent in the previous quarter but also much faster than the 6.4 per cent growth forecast by economists in a Reuters poll. We expect India to continue being one of the fastest growing big global economies in the world.

The Infrastructure Industry is a key sector in a developing economy. It gives very large employment running into crores of people and also has a multiplier effect on other economic sectors. In the last few years, the Infrastructure industry has slowed down due to a variety of reasons. The Government's reduced pace of awarding new projects; delays in execution of projects, lack of environmental clearances and delays in land acquisition have been significant contributors.

The problems of the sector as highlighted earlier have been addressed by the Central Government. New funding mechanisms under Smart City and NMCG have started being implemented. In the Roads BOOT as a method of awarding jobs has been stopped and new orders are based on the cash contract system / EPC system or Hybrid – Annuity.

The Central Governments AMRUT (Atal Bihari Mission for Rejuvenation and Urban Transformation) scheme to finance infrastructure in the areas of water, sewerage, roads, waste management and smart cities in most of the towns in India has started taking off in select states. In addition, the Smart Cities scheme has been launched for a second round after the initial twenty cities. The Government is also proposing some big-ticket investments in new areas like long-distance high-speed trains, metro train networks in cities and inland waterways development.

In our country, nearly 226 million people do not have access to safe drinking water and more than 100 million people live in places where water is severely polluted. About 54% of India

faces high to extremely high water stress. When the annual per capita of renewable freshwater in a country or a region falls below 1700 cubic metre, it is held to be a situation of water stress. According to recent studies, per capita availability of water is likely to fall down to 1140 cum. in 2050 suggesting that we're heading towards serious water crisis, if timely steps are not taken to tackle it. Once surface water is exhausted, people dig to find more water. Groundwater levels across 4,000 wells have receded by 54% in the last seven years.

Falling groundwater levels shows that water is moving further away from the surface and becoming less accessible.

Over the years, increasing population, growing industrialization, expanding agriculture and rising standards of living have pushed up the demand for water. Efforts have been made to collect water by building dams and reservoirs and creating ground water structures such as wells. Recycling and desalination of water are other options but the cost involved is very high.

With all this, it is expected that outlook in this sector will continue to improve in the next two or three years. Order Books of key players have started to burgeon.

VERTICAL-WISE PERFORMANCE

WATER

The water sector has seen a significant downturn in the last three to four years. The many projects required to make water available to all, have not yet been ordered. One instrument of change, the JNNURM scheme, which had created many water projects, stopped in 2012.

In the Water segment, your company has completed 25,000 km of pipeline installation, 1300 MLD of WTP and 100 MLD of Desalination Water Supply (the first and largest of its kind in India) and continues to march as a leader in this sector.

A selective list of projects completed in Water Sector during the year includes:

1. **MCGM, Underground Water Tunnel:** This is a one-of-a-kind project involving the construction of a water supply Tunnel between Kapurbawdi and Bhandup. The tunnel is India's deepest and longest water tunnel – 8.3 km long, 6.3m diameter and 128m deep tunnel, carrying drinking water from Thane to Mumbai. Innovative cutting-edge technology using Tunnel Boring Machine (TBM) and GPS Tunnel Alignment System were used for the project. Despite challenging ground conditions, the TBM bored through the basalt rock to deliver production rates of 870m a month. Both the daily and monthly progress made are records for TBM tunnelling in India – Value ₹ 521 Cr

2. **Krishna Phase –III:** The project involves manufacturing, supplying, lowering, laying, jointing, testing and commissioning of 2375mm dia MS pumping main with cement mortar inlining and outcoating from CWR at Nasarlapally to CWR at Godakondla (along Nagarjunasagar - Hyderabad road from Km.82/2 to 59/6 Km) including Manning, Operation & Maintenance for a period of 2 years - Package-II – **Value ₹ 164 Cr.**

A selective list of ongoing projects in Water Sector during the year includes:

1. **Narmada FR Project:** Execution of Works related to Narmada FR Project based Cluster Water Supply Project of 267 villages of District Jalore viz 33/11/0.415 KV Switch Yard, P, L&J of DI/BWSC/uPVC pipeline, Construction of RCC Clear Water and Overhead Reservoirs Pumping Stations Complete Job as per Scope & Specifications on Single point Responsibility basis Turnkey Job contract including necessary design and Operation & Maintenance for 10 years followed by 1 year of defect liability period – **Value ₹ 526 Cr.**
2. **RWSS RGLC Panchala-Ghewra Cherai Project:** Works related to RWSS RGLC Panchala-Ghewra Cherai of Tehsil Osian, District Jodhpur on Single Point Responsibility Basis Turnkey Job Contract including Operation & Maintenance for 10 years after one year of defect liability period. **Value – ₹ 408 Cr.**
3. **Purandar Lift Irrigation Scheme:** Construction of Project on Turn Key basis which includes construction of Lift Irrigation scheme and appurtenant works (Dist. Pune), Constructing Pump Houses at 6 stages, M.S Raining mains, Pumping machinery at different stages, storage weir and closed canal – **Value ₹ 321 Cr.**
4. **JALORE District construction of RWR Water treatment plant:** Execution of Works related to Supply of Water from Narmada Canal (Jalore District) for Jalore Town and 281 villages through various off-take on Single point Responsibility basis turnkey job contract including necessary Design, Operation & Maintenance for 5 years. **Value – ₹ 310 Cr.**
5. **Bhubaneswar sewerage district VI:** The complete sewerage project of Bhubaneswar aiming at creating an integrated sanitation improvement is divided into six Sewerage Districts and the Sewerage District-VI is covered under the JICA-assisted Odisha Integrated Sanitation Improvement Project. The work requires design and establishment of a full build-out sewerage network for about 150-km long sewer pipeline. **Value: ₹ 300 Cr.**
6. **OWSSB- Additional Construction of sewer:** The scope of work involves for the project involves Earth work excavation in ordinary soil, Soft Rock & Hard Rock of around 3,60,000 cum; Supplying, laying, Testing & commissioning of different dia. RCC Pipes of 1,50,000 Rmt; Supplying, laying, Testing & commissioning of different dia. Of DI rising main of around 5,000 Rmt; Construction of RCC & Brick Manholes of around 5550 nos.; Construction of Sewer connection chamber of 8,323 nos.; Inspection chambers of 33,000 nos.; House sewer of around 99,000 Rmt; Road Restoration works. **Value – ₹ 280 Cr.**
7. **Chambal – Dholpur - Bharatpur Water Project:** Work of Regional water supply schemes of 283 villages and their NRVs & dhanies, of Deeg & Nagar Tehsils of Distt. Bharatpur, under CDBP WS project and Augmentation of UWSS of Deeg & Nagar towns on Single responsibility turnkey basis i.e. Design, Build and Operation & Maintenance during defect liability period up to 1 year after completion of work & thereafter for 10 years. **Value – ₹ 263 Cr.**
8. **NC 28:** Bulk water Transmission main 2000 mm dia (FID) - Navda to Budhel- Swarnim Gujarat Surastra-Kutch Water Grid- NC-28. EPC Contract for Providing, Supplying, Lowering, Laying, Jointing & Commissioning of Bulk Water Transmission main 2000 mm dia (FID) M.S.pipeline from Navda - Budhel including Civil, Electro-Mech work for Navda-Budhel & Navda-Botad scheme along with 10 years O & M (NC-28). **Value: ₹ 261 Cr.**
9. **Sanchole Water Supply:** Execution of works related to Narmada DR Project based Cluster Water Supply Project of 138 Villages and Sanchole Town of District Jalore on Single point Responsibility basis Turnkey Job contract including necessary design and operation & Maintenance for 10 years followed by 1 year of defect liability period. - **Value ₹ 255 Cr.**
10. **Chambal - Bhilwara Water Supply Project Phase-II:** Work of Cluster Scheme of 205 Villages of Asind Tehsil along with Augmentation of UWSS of Asind Town from Haripura Chouraha Headworks under Chambal-Bhilwara Water Supply Project Phase-II, Operation & Maintenance for 10 years on single responsibility turnkey basis. **Value ₹ 249 Cr.**
11. **SSNNL - KBC Pumping Station - 1:** Kutch Branch Canal (KBC), a man-made 360-km long river, the longest one among all the 96 rivers running through Kutch will irrigate more than 2.78 lakh acres of land in 182 villages of seven talukas of Kutch district. The project will ensure the gravity-based flow of Narmada water in the entire district. For this, three pumping stations will lift water to a height of 60 meters, equivalent to a 20-storeyed building. **Value – 183 Cr.**

The new government has unveiled a plan to provide water for all. Signs of water industry order revival are coming in from some of the recently elected state governments. The central government proposes to treat polluted water (sewage) for cities on Ganga basin through schemes like Clean Ganga. AMRUT (Atal Mission for Rejuvenation and Urban Transformation) Scheme aims at doing the same for the other cities of India not on the Ganga or Yamuna basin. With these plans getting implemented, the sector will see better years.

Irrigation

The agriculture sector gives livelihood to 45% of our population but contributes only 16% to our GDP. One way to increase the incomes of the agrarian population is to convert poor precipitation rain-fed areas to one where an assured supply of water is available, through irrigation schemes.

Of the 140 million hectares (mh) of net cultivated area in India, only around 60mh are irrigated. For Indian agriculture to grow around 4% per year, it needs to increase the area irrigated, introduce new high-yield technology and expand cultivable land. The twelfth five-year plan (2012–17) has focused attention on all of these issues putting great emphasis on aquifer mapping, watershed development, involvement of NGOs, and efficiency in developing irrigation capacity.

Your company has completed several large lift irrigation projects - 2300 km of Canals, 2.5 million cum/hr of pumping, 476.8 MW total pump capability and 104 km of tunnels (4-18 m dia.) as of March 2015. Your company continues to forge ahead with these strong pre-qualifications.

A selective list of projects completed in Irrigation Sector during the year includes:

1. **Punasa Lift Irrigation Scheme:** Distribution network by pipelines, reservoirs – **Value ₹ 419 Cr.**
2. **Mid Manair Reservoir Project:** Construction of balance work of formation of Mid Manair Reservoir near Manwada (V), Boinpally (m), Karimnagar (dist.) with all associated components such as: Formation of Earth bund from 2.00 to 10.4 km and its allied works – **Value ₹ 268 Cr.**
3. **Narsapur Canal, Pkg-1:** Pkg No. 19 Modernization of Godavari Delta System Narsapur Canal and its distributory system – **Value ₹ 132 Cr.**
4. **Honnavalli - Tumkur branch canal under Hemavathy Project – Turnkey:** design, supply, installation, testing & commissioning of pumping machineries Value – ₹ 76 Cr.

A selective list of ongoing projects in Irrigation Sector during the year includes:

1. **Pranahita Chevella LIS Package-20:** Pranahita-Chevella Lift Irrigation Scheme - Link-VII - Package No.20 - Investigation, Designs and execution of Lift Irrigation Scheme for drawing and lifting of 25.00 TMC of water

from foreshore of SRSP Reservoir to Balancing Reservoir near Masani (V), Nizamabad Mandal & District by water conveyor system with all associated components such as approach channel, Gravity lined canal, lifts, pressure main, CM & CD works, distributory system and all other allied works. **Value – ₹ 893 Cr.**

2. **Pranahita Chevella LIS Package-9:** Pranahita-Chevella Lift Irrigation Scheme - Link-III - Package No.9 - Investigation, Designs and execution of Lift Irrigation Scheme for drawal and lifting of 6.00 TMC of water in 120 days from Mid Manair Reservoir at Siricilla Village to Ypper Manair Reservoir at Narmal Village, Karimnagar District by water conveyor system. Formation of new reservoirs, Improvements and enhancement the capacities of existing tanks en route and their distributory system, Distributory network with lining for a new ayacut of 60000 Acres with minors and sub-minors and stabilization of 20,000 Acres under Upper Manair Reservoir. **Value – ₹ 715 Cr.**
3. **Sripada Sagar Project Stage – II, Phase – I:** Lifting of 12.00 TMC of water from Sripada Sagar Project to Madaram and to Gangadhara, Vemulavada, Potharam, Kodimyal, Bavusaipet tanks, which includes construction of pump houses, erection and supply of pipelines, pumps, motors and allied electro-mechanical and hydro-mechanical works on engineering, procurement and construction (EPC) turnkey contract basis and Operation and Maintenance of the project for 2 years after successful testing and commissioning of the project. Canals 20.0 km; pipeline MS 3000mm dia to 1200mm dia-60kms; Tanks- 7nos pump houses- 2 nos. **Value – 603 Cr.**
4. **HNSS -Stage-1, Phase-1- Main Canal:** Investigation, Design, Estimation & Construction of Pumping Stations – **Value – ₹ 558 Cr.**
5. **KNNL - Tubachi – LIS:** Package - 5 for Survey, Investigation, Design, Supply, Installation, Testing and Commissioning of Head works including all appurtenant structures, Pipe lines, motors with pumps and Electro mechanical works including providing power supply with 5 years Operation and maintenance under "Tubchi-Bableswar LIS" on Turnkey basis. (Including desilting of intake canal every year). **Value – ₹ 522 Cr.**
6. **Canal system of Indira Sagar Project main canal:** Execution of Canal system of Indira Sagar Project Main Canal from RD 155.000 Km to 206.000 Km including distribution network up to 40ha chalk for irrigation command area of about 20700 ha on turnkey basis. Main canal: 46.00kms; structures on main canal: 95 nos; tunnel-5.1km; Distributory system- 325 kms. – **Value – ₹ 478 Cr.**

7. **Yetinahole Package-5: Package-5:** construction of weir no 3, 4, 5 and lift head works - intermediate pumping station (dc-3)-Yetinahole. **Value – 435 Cr.**
8. **Thotapally Reservoir to Gouravelly Reservoir including Tunnel – Karimnagar:** Flood Flow Canal from SRSP Phase II - Investigation, Design & Execution of Lift irrigation Scheme from Thotapally Reservoir to Gouravelly Reservoir including Tunnel and other Allied works near Regonda (V), Husnabad (M) of Karimnagar District. Scope: approach canal excavation including lining-4 km; tunnel excavation & lining- 11.98 km – **Value ₹ 360 Cr.**
9. **Lower Goi Project:** Execution of Lower Goi Project including construction of Earthen Dam, composite dam. **Value – ₹ 283 Cr.**
10. **Birpur Project:** All works including (Canal Systems & Buildings) under ERM (Extension, Renovation and Modernization) of Eastern Kosi Canal System including settling basis, repairing and construction of building, Airport under Chief Engineer, Water Resources Department, Birpur, Bihar. involving building and irrigation canal modernization works. – **Value – ₹ 267 Cr.**
11. **Kaleswaram Lift Irrigation Scheme:** Execution of Kaleswaram Lift Irrigation Scheme with allied works Lifting of 4.5 TMC of water - **Value ₹ 250 Cr.**

With several state governments, especially the recently elected ones, having made ambitious plans for lift and canal projects, the irrigation sector shows good prospects. This sector should be a steady performer with business from central India, which is primarily catered to by rain-fed rivers having substantial sea run off.

BUILDINGS & INDUSTRIAL STRUCTURES

Rapid urbanization has emerged as an undeniable global trend which India too is now following. It demands today's city leaders to make tough decisions about infrastructure that will impact generations to come. With 410 million city dwellers, India has the world's second largest urban population. It is estimated that by 2030, about 600 million people will reside in cities in India and account for 70% of Indian GDP, according to a McKinsey report. As more and more people migrate from rural to urban areas, the existing urban cities would soon be crunched on resources and infrastructure.

The central government has announced various mega schemes aimed at transforming urban India - 100 Smart Cities, the Atal Mission for Rejuvenation and Urban Transformation (AMRUT) for 500 cities, and Housing-for-All by 2022. These projects envision smart cities as part of a sustainable society in which people live, work and play in safety and comfort while also coexisting in harmony with the environment.

The last few years did not see any significant downturn as Buildings are a key requirement for economic growth. The market, however, has been very competitive. Demands on material availability have also become a major concern, for instance, sand is now very difficult to get.

Your company continued its trend and market presence. As of Mar 31, 2005, about 51.6 million sft have been constructed using 1.8 million cum of concrete, 30,600 MT of structural steel, and 3.43 lac mtrs of piling (500-1600 mm dia). There would be a well-known building complex by IVRCL in most of the cities in India.

A selective list of major completed works in Buildings & Industrial Structures (B&IS) during the year includes:

1. **Secretariat Building at Naya Raipur (NRDA):** Construction of state SECRETARIAT Building at Naya Raipur (NRDA) – **Value ₹ 179 Cr.**
2. **Telcon Factory at Kharagpur - Phase II, III:** Construction of Factory Buildings in TELCON Factory-KHARAGPUR-PH-II (WEST BENGAL) – **Value ₹ 85 Cr.**
3. **ONGC Mangalore Petrochemical Ltd:** Construction of internal roads, stormwater drains, fire Water & raw water reservoirs, pump houses, hose station and allied civil works in ONGC Area in Maglore – **Value ₹ 45 Cr.**
4. **Satsang hall at Bandra:** Construction of Meditation Hall at Bandra, Mumbai. **Value – ₹ 29 Cr.**

A selective list of ongoing projects in the Sector during the year includes:

1. **Chitrapuri Colony, Hyderabad:** Construction Group Housing Project for Cine Workers at Chitrapuri colony-Hyderabad. - **Value ₹ 580 Cr.**
2. **Mouda Super Thermal Power Project stage -II (6x660 MW):** Main Plant, CW, Offsite, AHP Civil Works Chimney & Chimney Elevator package for Mouda Super Thermal Power Project, Stage-II (2X660 MW) located at Mouda, District Nagpur, State of Maharashtra, India. – **Value ₹ 299 Cr.**
3. **Solapur Super Thermal Power Project stage -II (2x660 MW):** Main Plant, CW, Offsite Civil Works & Chimney & Chimney Elevator Package for Solapur Super Thermal Power Project(2X660 MW) – **Value ₹ 290 Cr.**
4. **DSIIDCL – Rehabilitation:** DSIIDC / Delhi Govt. constructed cost-effective houses with essential services like electricity, water and sewage disposal, besides other infrastructural facilities required to make them habitable to be allotted to economically weaker groups. The project is to be implemented using eco-friendly materials and conservation of natural resources (i.e. Fly Ash Brick) and

the houses are also to be compatible with earthquake.
Value – ₹ 243 Cr.

5. **New Civil Hospital building at Valsad:** The Entire project includes construction of Seven storied Building of approx 8,65,000 sq ft area. The Hospital is fully equipped with all necessary Electrifications, Fire Alarm Systems, Medical gas pipeline system, Lifts & Elevators, Nurse Call System, CCTV System and Digital Video Recorder system. The New Hospital Building will have a capacity of 512 Beds, whereas the total capacity of the New and Existing Hospital combined would be 750 bedded Hospital with state of art facilities. **Value – ₹ 182 Cr.**
6. **DAE Township at Anupuram:** Construction of 120 type -111-c, 165 numbers of type IV-D and 135 numbers of V-E residential quarters. **Value ₹ 163 Cr.**
7. **Old MLA Quarters, Hyderabad:** Construction of 120 Flats for the Hon'ble MLAs in Phased manner at Old MLA Quarters, Hyderguda, Hyderabad. – **Value ₹ 131 Cr.**
8. **Bihar Vidhan Sabha and Secretariat Complex Extension, Patna:** Extension of Bihar Vidhan Sabha and Secretariat Complex (additional buildings) at Patna includes civil work like Earthwork, Pile work, Prestressed Concrete work, Water Proofing work, Finishing works & Misc works, water supply & sanitation works, Internal Electrification & Firefighting works. – **Value ₹ 131 Cr.**
9. **CIDCO Exhibition Centre:** CIDCO Exhibition Centre including CIVIL, Interior & Site Development work – **Value ₹ 114 Cr.**
10. **Construction of National Institute of Securities Markets at Patalganga:** Construction of National Institute of Securities Markets at Patalganga, Maharashtra. Construction of 3 blocks of students Hostel, 1 block of MDP & Executive Hostel, 42 Nos. Staff Quarters including Internal Services like Sanitary Installation, Water supply and Internal EI – **Value ₹ 75 Cr.**
11. **International Cricket Stadium - Vijayawada:** Construction of International cricket stadium including water supply, Sewage lines, Internal Electrification, internal roads etc. - **Value ₹ 64 Cr.**

With increasing needs for urbanization and all-round development, this sector will see sustained investment. The new building complexes will also be well integrated with climate control, recyclable building materials, CCTVs and smart controls. Given its pre-qualification, your company is well poised to capitalize these opportunities.

POWER

Your company concentrates on Power Transmission Lines and Rural Electrification. The central government is planning to

award transmission projects worth ₹ 1 lakh crore in a year's time, thus giving a good push to the expanding electricity transmission across the country.

Your company has got 7 lac BPL connections provided, 11000 villages electrified, 1460 km of transmission line (132, 220, 400 & 765 KV) erected, and 60 track kms of traction and OHE works done as of March 31, 2015. These match the industry best.

A selective list of completed works by the Power Division during the year includes:

- **CIDCO Kharghar Power Supply:** Development of power supply infrastructure distribution network including construction of 33/11kV & 11/0.4kV HT Substations & allied electrical works in sector-25 to 45, Kharghar Node, Navi Mumbai (Phase-I) – **Value – 61 Cr.**

A selective list of ongoing projects in the Sector during the year includes:

- **HVPNL:** 132 kV S/C line on D/C towers from 220 kV S/ Stn. Batta to 132 kV S/Stn. Rajound, 132 kV D/C line from 400 kV S/Stn. Deepalpur to 132 kV S/Stn. Tajpur, 132kV S/C Line from 220 kV S/Stn., Batta to Dhanouri, 132kV S/C Line from 220 kV S/Stn., Batta to Padla, 132 kV S/C line on D/C towers from Dhudianwali to Kariwala Transmission Line (Total length = 89.78 kms. **Value – ₹ 29 Crores**).

TRANSPORTATION

It is no secret that big economies poised for rapid growth need robust infrastructure, with roads forming a major part of it. India has the second highest road network in the world, spanning over 4.7 million km carrying over 60% of the country's total freight traffic and about 85% of the passenger traffic. However, only half of the country is paved, and less than a quarter of the national highways meet required standards. While road freight volume and the number of road vehicles have been growing at a compounded annual growth rate of 9.1% and 10.8% respectively, the growth rate of length of roads lags behind at 4%.

Indian rail network is the 4th longest and the most heavily used system in the world. The present suburban railway services in India are limited and are operational only in the metros. The sector needs speedy investments which have not been forthcoming in the last ten years.

On the Transportation front, your company has completed 3402 lane km of Highways, 75 km of railway track, and 1963 lane km of highway concession projects under operation and development as of March, 2015.

A selective list of completed works by the Transportation Division during the year includes:

- **Karanji - Wani - Ghuggus - Chandrapur Road:** Development of Four-laning and Improvement of Karanji - Wani - Ghuggus - Chandrapur Road under MSH 6&7 in Yavatmal & Chandrapur dist. – Value ₹ 692 Cr.

A selective list of ongoing projects in the Sector during the year includes:

- **Indore - Jhabua - Gujarat/MP BOT:** 4-laning of Indore - Jhabua - Gujarat/MP border section of NH 59 from KM 9.50 to KM 171.0 on BOT (Toll) basis under NHDP phase III in the State of Madhya Pradesh. Value – ₹ 1314 Cr.
- **TN-08:** Design, Construction, Development, Finance, Operation and Maintenance of Km 102/020 (Chengapalli) to 183/010 (Walayar) excluding Coimbatore Bypass on NH-47, in the State of Tamil Nadu on Design, Finance, Build, Operate and Transfer (DFBOT). Value – ₹ 921 Cr.
- **CMC Karwar:** Execution of road and drain improvement works. ₹ 110 Cr.
- **Byappanahalli Station - phase-1 – BMRCL:** Construction of two metro stations - CMH Road, Byappanahalli Station - phase-1 - BMRCL includes Piles / Piers / RCC frame / Structural dome roof / HVAC/ Lighting/ track bed – Value ₹ 102 Cr.

The government has announced the National Highway Development Programme, aiming to upgrade 54,000 kilometres of highways. On the rail network front, the government aims to build 25,000 kilometres of new lines by 2020, as against about 2500 kilometres added between 2006 and 2014. Recent announcements by the government showing a quantum rise in transportation infrastructure do provide us good hope of the sector getting improved in the coming years.

Your company continues to leverage its strong pre-qualification for bagging and executing the upcoming projects in the transportation sector.

MINING

The Mining industry in India is a major economic activity which contributes significantly to the economy of India. In recent years, it has been facing issues of large-scale displacements, resistance of locals, human rights issues like indentured labour and environmental issues like pollution, deforestation and dangers to animal habitats.

Your company has been treading carefully in the mining sector and has a sophisticated and prestigious project.

- **Malanjkhand Underground Project, Madhya Pradesh:** The project aims to develop an underground mine and

is planned to extract 5 Million TPA of copper ore in Malanjkhand, Balaghat, Madhya Pradesh. It involves sinking 4 vertical shafts to depths ranging from 665m to 695m, for lifting ore, carrying men & material and for ventilation. A total of 2 Declines at 1 in 7 gradients, reaching up to a depth of 660m have to be constructed.

The excavation of declines, drives, crosscuts, passes, raises etc. would go to a total length of 55.40 km. The project would use sophisticated mining machinery - two Friction Winders of capacity 4500 kW & one Service Winder of capacity 2300 kW for hoisting of 100 workers as a part of the job.

India has vast minerals potential with mining leases granted for longer durations of 20 to 30 years. The demand for various metals and minerals will grow substantially over the next 15 years. The power and cement industries also aid growth in the metals and mining sector. The economy growth of more than 7% in the years to come will provide a major thrust to the demand of minerals like coal and iron ore.

Transmission line Tower (TLT) Factory, Nagpur, Maharashtra

Your company's TLT factory at Butibori, Nagpur, Maharashtra manufactures and supplies Transmission Towers. With a manufacturing capacity area of 23 acres and an installed capacity of 36,000 MT per annum, it is a vital support for the EPC Transmission Line business. It is certified by International Standards Certifications Pty. Ltd (ISC) for Integrated Management System (IMS). Of late, the factory caters to other EPC players in the transmission sector as a quality vendor.

OVERSEAS

Kingdom of Saudi Arabia (KSA)

For a Residential Housing Project, your company has received a large order from Kingdom of Saudi Arabia (KSA). The EPC project includes construction of 513 apartment buildings and villas, administrative buildings, kinders, schools, masjid, recreation buildings, fire-fighting buildings, clinic buildings, shopping centres, playgrounds, operation and maintenance buildings, warehouses, water treatment buildings, fuel stations and sewage treatment buildings in three locations in KSA.

Kenya

Bura Irrigation and Settlement Scheme Rehabilitation Project: The objective of the project is to augment water from Tana river through Gravity process by covering 5500-hectare irrigable land.

Tanzania

Lindi Drinking Water Supply Project: The project aims to supply drinking water to Lindi and nearby Villages.

Rwanda

Lake Victoria Water Supply and Sanitation Program, Phase-II: The project is envisaged to supply Drinking water to Nyagatare, Nyanza and Kayonza Towns.

IVRCL TECHNICAL SERVICES & SOLUTIONS

The industry customers are now trying to find newer ways for efficient and effective use of their assets constructed under EPC orders. As a policy, government customers are now combining capex (EPC) orders with O&M (Operations & Maintenance). The O&M could typically be for five years. This is being felt in all the company's business sectors of Water, Irrigation, Power, Transportation and Mining.

Your company has noticed this trend and decided to enter into value added services, including O&M. An O&M Division has been set up in FY14-15. In the initial phase, the O&M business will focus on the existing EPC lines of business, and leverage the company's pre-qualification and technical manpower talent.

India has a severe shortage of trained technical talent. This service division will provide gainful employment and meaningful work to thousands of qualified youngsters across the country. The company's training capabilities will be deployed to bring raw recruits quickly to the desired competence level. The first set of services relate to the Water sector.

The offerings of IVRCL Technical Services and Solutions include:

- Comprehensive O&M
- Retrofit & Revamp
- Analysis Reports
- Plant Performance Audits

Asset performance & efficiency in a cost-effective manner is instrumental in running a business profitably over time. Every aspect of Assets undertaken by IVRCL Technical Services and Solutions is handled by highly trained and seasoned industry professionals.

The advantages of IVRCL Technical Services & Solutions mainly include:

- Reduced operational cost and improved systems and processes
- Access to a large team of experienced engineers and technicians spread across the country
- Increased Assets Turnover
- Increased Asset life
- One point of contact

RISKS AND CONCERNS

In view of the current environment and the CDR package, IVRCL has enhanced its focus on risk management. Project execution overview has been significantly strengthened by adding more experienced and senior persons to the PMC (Project Monitoring Cell). Reviews are conducted regularly to understand the cost profile of the original bid and the effect of time on costs.

Risks are also faced in the new jobs which have to be bid for and the market is very price competitive. IVRCL has put in place much stronger cost review mechanisms for jobs to be bid and has increased the benchmark rate at which the job will be bid for.

The concerns for the company are the delay in sorting out the cases pending for extra claims, delays with some of the jobs relating to the land acquisition and environmental clearances, and very slow progress on arbitration. The concern is also that customers who delay from their side have no decision-making powers at the Executive levels to pass on the compensation for this.

INTERNAL CONTROL SYSTEMS AND THEIR ADEQUACY

IVRCL continues to maintain an effective system of internal control for facilitating accurate, reliable and speedy compilation of financial information, safeguarding the assets and interests of the company and ensuring compliance with all laws and regulations.

The company's internal control systems are commensurate with the nature of its business and the size and complexity of its operations, which provide, among other things, reasonable assurance of authorization, recording and reporting of the transactions of its operations in all material respects and of providing protection against significant misuse or loss of the assets of the company.

The internal control system is managed through a continuous internal audit by outside professionals, duly supported by our in-house internal audit team, which is empowered to examine the adequacy and compliance of our systems and processes with the policies, plans and statutory requirements. The internal audit team also conducts regular audits across the company's operations in all key business areas as per the pre-drawn audit plan.

All significant audit observations and follow-up actions are reported to the Audit Committee along with Internal Audit Reports and Management responses/replies thereon. The minutes of the Audit Committee are reviewed by the Board for its suggestions / recommendations to further improve the internal control system. The Audit Committee periodically reviews audit plans, observations and recommendations of

the Internal Auditors with reference to significant risk areas and adequacy of internal controls.

OPPORTUNITIES & THREATS

IVRCL has assiduously built an enviable list of pre-qualifications across several areas of competence in the EPC domain over the past two decades. The infrastructure sector with its low growth in the last few years has been in a conservation mode and has focused more on its survival and not so much on growth. The opportunities that will arise relate to fresh investments being proposed all over the country. All of these will ask for new technologies like new methods of sewage treatment, urban transportation and long-distance rail transport. It will also require new methods of project execution and techniques such as the use of prefabricated elements.

The much greater concern being there for the environment, opportunities would arise in remediation works such as treating lakes, dredging rivers and restoring water bodies. In urban solid waste management, there will be many opportunities to collect and segregate waste, process waste and generate energy from waste. With the rising pressure of population in cities and the shortage of public space, software and IT hardware with sensors will be used to improve public asset use such as in parking management, delivery of citizen services, traffic management and so on.

The threats that would prevail relate more to the individual company and its ability to handle the municipality and the Government customer expectations. At the outset, the financial and bidding capability norms could get tougher. The large opportunities and the active government interest combined together is likely to bring in global players to India and they would probably be allowed to use their foreign pre-qualifications. The customers would also expect timely execution and would not be considerate for time extensions. In general, these customers might also be reducing the planned execution time for various tenders.

The Government proposes to use new techniques like Swiss Challenge, which allows a company with new capabilities and technologies to offer a solution and this will enable new parties and competitors to enter the fray and set a benchmark.

Last but not the least, the market is expected to continue being price competitive. Design for frugal material usage, strong cost skills for procurement and good contracting skills are required to ensure the promised profits.

HUMAN RESOURCE MANAGEMENT

IVRCL has a proud record of people retention and its brand equity with the customers has risen because of this. Almost 50% of the employees, out of a total headcount of 1708 (as of Mar 31, 2017), are Engineers. The current focus of the company is to improve productivity at each project site and in each central function, to that effect; the manpower deployment has been carried out based on competency rating programmes, transfers, re-skilling and re-training. The more frequent and dynamic reviews are carried out to see the competence deployed in a given situation and when the human resource becomes surplus in a given project. As a result of this, the company has retained and kept the faith of a good number of long-serving employees, who are the vital connection to the customers.

FUTURE OUTLOOK

The company has had a prolonged period of Debt Restructuring under CDR followed by SDR. During this period, the company has tightened its financial control systems and cash flows and costs are prudently controlled.

The recent passage of the IBC (Insolvency & Bankruptcy Code) has been a major change in the environment for the company. The banks have been empowered to negotiate the best possible avenues for revival and restructuring of the company. The possibility of getting an investor has been made attractive by the Gol's positive attitude to the same.

The company is actively looking at divestment of its BOOT assets and to get Strategic Investment for itself. The environment for Civil & Contracting companies has become more clear and positive.

The NHAI, Metro Construction and Electrical Transmission to name three sectors are progressing well. There is a cautious upturn in all other areas of Contracting. With all these changes, we see a better future emerging.

Financial Review

The following table sets forth the income statement for the financial year ended March 31, 2017 and March 31, 2016. The components of expenses have been expressed as a percentage of total income for the period indicated.

(₹ in million)

	March 31, 2017	March 31, 2016
Net Income from operations	20,153	23,617
Other income	389	235
Total income	20,542	23,852
Construction expenses	17,932	24,317
Construction expenses as a percentage to total income	87.30%	101.90%
Employee Benefit expenses	1,324	1,526
Employee Benefit expenses as a percentage to total income	6.44%	6.40%
Other Expenses	4,620	1,764
Other expenses as a percentage to total income	22.49%	7.40%
EBITDA	(3,335)	(3,755)
EBITDA - percentage to total income	(16.23%)	(15.70%)
Finance cost	6,848	6,776
Finance cost as a percentage to total income	33.34%	28.40%
Depreciation	720	802
Depreciation as a percentage to total income	3.50%	3.40%
Profit/(loss) before tax (PBT)	(10,902)	(11,333)
PBT - percentage to total income	(53.07%)	(47.50%)
Profit/(loss) after tax (PAT)	(1,295)	(10,679)
PAT - percentage to total income	(6.30%)	(44.80%)

The order book position of the Company stood at ₹ 74,600 million as on March 31, 2017.

Revenue from operations:

The Company achieved a net turnover of ₹ 20,153 million for the financial year ended March 31, 2017, which is 14.7% lower than the turnover for the previous financial year. The major factor contributing to reduction in turnover is liquidity crunch in the system and unavailability of additional banking facilities. The Company's operations, execution of projects got adversely affected due to unavailability of liquid fund and resulted in lower turnover.

Profitability:

The Company maintained gross margin of 12.6% in spite of lower income from operations. However, EBITDA level was negative due to higher percentage of administrative cost primarily by way of provision for doubtful debts. The negative net margin (PAT) is reduced to ₹ 1,295 million as compared to ₹ 10,679 million in the previous year primarily because the Company accounted for deferred tax asset in the current financial year.

The Company is in continuous engagement with its clients to realize the claims filed to the extent of around ₹ 46,200 million towards deviation in design, idle time charges etc. out of which claims to the extent of ₹ 30,400 million are already under arbitration. The claims would be accounted for as and when certainty as regards acceptance of claims are established.

Independent Auditors' Report

To the Members of

IVRCL LIMITED

1. Report on the Standalone Financial Statements

We have audited the accompanying standalone financial statements of **IVRCL Limited** ("the Company"), which comprise the Balance Sheet as at March 31, 2017, the Statement of Profit and Loss (including other comprehensive income), the Statement of Cash Flows and the Statement of Changes in Equity for the year then ended, and a summary of significant accounting policies and other explanatory information for the year then ended in which are incorporated the unaudited branch returns for the year ended on that date of the Company's branch at Kingdom of Saudi Arabia ('the branch').

2. Management's Responsibility for the Standalone Financial Statements

The Company's Board of Directors is responsible for the matters stated in Section 134(5) of the Companies Act, 2013 ("the Act") with respect to the preparation and presentation of these standalone financial statements that give a true and fair view of the financial position, financial performance (including other comprehensive income), cash flows and changes in equity of the Company in accordance with the accounting principles generally accepted in India, including the Indian Accounting Standards specified under Section 133 of the Act, read with relevant Rules issued thereunder. This responsibility also includes maintenance of adequate accounting records in accordance with the provisions of the Act for safeguarding the assets of the Company and for preventing and detecting frauds and other irregularities; selection and application of appropriate accounting policies; making judgments and estimates that are reasonable and prudent; and design, implementation and maintenance of adequate internal financial controls, that were operating effectively for ensuring the accuracy and completeness of the accounting records, relevant to the preparation and presentation of the financial statements that give a true and fair view and are free from material misstatement, whether due to fraud or error.

3. Auditors' Responsibility

Our responsibility is to express an opinion on these standalone financial statements based on our audit. We have taken into account the provisions of the Act, the accounting and auditing standards and matters which are required to be included in the audit report under the provisions of the Act and the Rules made there under.

We conducted our audit of the Standalone Financial Statements in accordance with the Standards on Auditing specified under Section 143(10) of the Act. Those Standards require that we comply with ethical requirements and plan and perform the audit to obtain reasonable assurance about whether the standalone financial statements are free from material misstatement.

An audit involves performing procedures to obtain audit evidence about the amounts and the disclosures in the standalone financial statements. The procedures selected depend on the auditor's judgment, including the assessment of the risks of material misstatement of the standalone financial statements, whether due to fraud or error. In making those risk assessments, the auditor considers internal financial control relevant to the Company's preparation of the standalone financial statements that give a true and fair view in order to design audit procedures that are appropriate in the circumstances. An audit also includes evaluating the appropriateness of the accounting policies used and the reasonableness of the accounting estimates made by the Company's Directors, as well as evaluating the overall presentation of the standalone financial statements.

We believe that the audit evidence we have obtained is sufficient and appropriate to provide a basis for our qualified audit opinion on the standalone financial statements.

4. Basis for Qualified Opinion

We refer to:

- a. Note 37 to the standalone financial statements, in respect of preparation of financial statements of the Company on going concern basis for the reasons stated therein and expiry of timeline to complete the process of CDR/ SDR. During the year, the Company has incurred a Net Loss of ₹ 1,313.71 million resulting into accumulated losses of ₹ 21,729.94 million and substantial erosion of its Net worth as at March 31, 2017. The company's current liabilities exceed current assets. The Company has obligations towards borrowings and pertaining to operations including unpaid creditors and other dues as at March 31, 2017. These matters require the Company to generate additional cash flows to fund the operations as well as other obligations notwithstanding the current level of low operating activities and difficulties with respect to realisation of its current assets including litigation in various projects. These conditions along with other matters as set forth in note 38, indicate the existence of a material uncertainty that may cast significant doubt on the Company's ability to continue as going concern and therefore the Company may be unable to realize its assets and discharge its liabilities in the normal course of business. The ultimate outcome of these matters is at present not ascertainable. Accordingly, we are unable to comment on the consequential impact, if any, on the standalone financial statements.
- b. Note 39 to the standalone financial statements with regard to recognition of deferred tax assets on account of carried forward unused tax losses and other taxable temporary differences aggregating

to ₹ 9,570.59 million. Based on unexecuted orders on hand, the Management of the Company is confident that sufficient future taxable income will be available against which such deferred tax assets will be realised. However, in our opinion, in absence of convincing evidence that sufficient future taxable income will be available against which such deferred tax assets can be realized, such recognition is not in accordance with Indian Accounting Standard 12 “Income Taxes” (Ind AS 12). Had the aforesaid deferred tax assets not been recognised, loss after tax for the year ended on March 31, 2017 would have been higher by ₹ 9,570.59 million and other equity would have been lower by ₹ 9,570.59 million.

- c. Note 40 to the standalone financial statements in connection with the existence of material uncertainties over the realisability of bank guarantees encashed by customers, unbilled revenue, trade receivables and withheld amount aggregating to ₹ 18,682.13 million, included in financial and other assets which are past due/subject matters of various disputes /arbitration proceedings/ negotiations with the customers and contractors due to termination / foreclosure of contracts and other disputes. The management is yet to assess the change in risk of default and resultant expected credit loss allowance on such assets. In absence of the reasonable and supportable rebuttable information to corroborate management’s assertion of recoverability, we are unable to comment on the extent to which these financial assets are recoverable and the consequential impact, if any, on the standalone financial statements.
- d. Note 41 to the standalone financial statements in respect of financial guarantees aggregating to ₹ 13,042.88 million, to the lenders of its two subsidiary Companies who have defaulted in their loan obligations and a lender has invoked corporate guarantees and initiated recovery actions against the Company for ₹ 7,956.80 million in respect of guarantees extended / executed by the Company in favour of such lender. The Company is yet to assess the changes in risk / expected cash shortfall to determine expected credit loss allowance/ impairment to be recognized in respect of these financial guarantees. The loss allowance in respect of these corporate guarantees is indeterminable; accordingly, we are unable to comment on the consequential impact, if any, on the standalone financial statements.
- e. Note 42 to the standalone financial statements in respect of MOU/definitive agreement entered in to by the Company for divestment of subsidiary

companies. The sale consideration agreed for such divestment is lower than the carrying value of investments and outstanding advances. This will result into losses on divestment/diminution aggregating to ₹ 3,387.76 million as on March 31, 2017. Had the provision for the loss on sale of investments been made by the Company, loss for the year would have been higher and other equity would have been lower by ₹ 3,387.76 million.

- f. Note 43 to the standalone financial statements in respect of investment of ₹ 6,761.85 million and loans and advances of ₹ 4,322.33 million given to subsidiaries engaged in BOT and other projects, which are under disputes with the concessionaire, and other subsidiaries that have significant accumulated losses as at March 31, 2017. In absence of fair valuation of these Investments, we are unable to comment upon the carrying value of these investments, recoverability of aforesaid loans and advances and the consequential impact, if any, on the standalone financial statements.

5. Qualified Opinion

In our opinion and to the best of our information and according to the explanations given to us, except for the effects of the matters described under paragraph 4(b) & 4(e) and possible effects of the matters described under paragraph 4(a), 4(c), 4(d) & 4(f) in the basis for qualified opinion, the aforesaid standalone financial statements give the information required by the Act in the manner so required and give a true and fair view in conformity with the accounting principles generally accepted in India, of the state of affairs of the Company as at March 31, 2017, and its losses (including other comprehensive income), its cash flows and the changes in equity for the year ended on that date.

6. Emphasis of matters

Attention is invited to:

- a. Note 44 to the standalone financial statements wherein one lender has initiated recovery proceedings against the Company under the Securitization and Reconstruction of Financial Assets and enforcement of Security Interest Act, 2002 in respect of outstanding loan aggregating to ₹ 1,308.30 million. Pending the ultimate outcome of the matter, which is presently not ascertainable, no adjustment has been made in the standalone financial statements.
- b. Note 45 to the standalone financial statements in respect of the indicative recompense of ₹ 3,478.10 million, payment of which is contingent on various factors including improved performance of the Company and many other conditions, the outcome of which is currently uncertain and hence the

proportion of amount payable as recompense has been treated as contingent liability.

- c. Note 46 to the standalone financial statements in respect of certain projects wherein the Management of the Company has considered unbilled revenue amounting to ₹ 821.51 million, as good and fully recoverable for the reasons stated therein.
- d. Note 47 to the standalone financial statements in respect of advances to various parties aggregating to ₹ 849.54 million which are outstanding for long period of time and considered good by the management.
- e. Note 48 to the standalone financial statements in respect of pending winding up petitions against the company and the matters being subjudice, the company is taking necessary steps for settlement.
- f. Note 49 to the standalone financial statements regarding pending confirmation of balances for various trade receivables, trade payables and borrowings aggregating to ₹ 9,304.57 million from the lender banks and pending confirmation of banks balances aggregating to ₹ 9.29 million.
- g. Note 50 to the standalone financial statements in respect of managerial remuneration where the Company is awaiting Central Government approval and/or in the process of making application to the Central Government.
- h. Note 51 to the standalone financial statements in respect of collapse of an under construction structure at project site and pending assessment of damages/loss and related insurance claim for such loss. Pending outcome of the matter, which is presently not ascertainable, no adjustment has been made in the standalone financial statements.

Our opinion is not qualified in respect of these matters.

7. Other Matters

- a. Standalone financial statements include the financial statements of 32 joint arrangements whose financial statements reflect the Company's Share in loss (net) ₹ 13.05 million for the year ended March 31, 2017. These financial statements/information have been audited by other auditor in accordance with generally accepted auditing principles in India. Our opinion so far as it relates the amounts and disclosures in respect of these joint ventures is solely based on reports of the other auditor. Our opinion is not qualified in respect of this matter.

- b. We did not audit the financial statements/information of a branch at Kingdom of Saudi Arabia included in the standalone financial statements of the Company whose financial statements / financial information reflect total assets of ₹ 0.01 million as at March 31, 2017 and total revenue is Nil for the year ended on that date, as considered in the standalone financial statements.
- c. The financial information of the Company for the year ended March 31, 2016 and the transition date opening balance sheet as at April 1, 2015 included in the standalone financial statements, are based on the previously issued audited financial statements for the years ended March 31, 2016 and March 31, 2015 prepared in accordance with the Companies (Accounting Standards) Rules, 2006 (as amended) which were audited by us, on which we have expressed modified opinion dated May 30, 2016 and unmodified opinion dated May 30, 2015 respectively. The adjustments to those financial statements for the differences in accounting principles adopted by the Company on transition have been audited by us.

Our opinion is not qualified in respect of these matters.

8. Report on Other Legal and Regulatory Requirements

1. As required by the Companies (Auditor's Report) Order, 2016 ("the Order"), as amended, issued by the Central Government of India in terms of section 143 (11) of the Act, we give in the "Annexure A" a statement on the matters specified in paragraphs 3 and 4 of the Order.
2. As required by section 143 (3) of the Act, we report that:
 - a) We have sought and except for the effects/possible effects of the matters described under "Basis for qualified opinion" paragraph and paragraph (i)(iv) below, have obtained all the information and explanations which to the best of our knowledge and belief were necessary for the purpose of our audit;
 - b) Except for the effects/possible effects of matters described in the "Basis for qualified opinion" paragraph, in our opinion proper books of account as required by law have been kept by the Company so far as it appears from our examination of those books and unaudited accounts/returns adequate for the purpose of our audit have been received from the branches not visited by us.

- c) The Balance Sheet, the Statement of Profit and Loss (including other comprehensive income), the Statement of Cash Flows and the Statement of Changes in Equity dealt with by this report are in agreement with the books of account and the unaudited accounts/returns of the branches not visited by us.
- d) In our opinion, except for the effects/possible effects of the matters described in the “Basis for qualified opinion“ paragraph, the aforesaid standalone financial statements comply with the Indian Accounting Standards specified under section 133 of the Act.
- e) The matters described under “Basis for Qualified Opinion” and “Emphasis of Matters” paragraph, in our opinion, may have an adverse effect on the functioning of the Company;
- f) On the basis of the written representations received from the directors as on March 31, 2017 and taken on record by the Board of Directors, none of the directors is disqualified as on March 31, 2017 from being appointed as a director in terms of Section 164 (2) of the Act.
- g) The qualification relating to the maintenance of accounts and other matters connected there with are as stated in the Basis for Qualified Opinion paragraph;
- h) With respect to the adequacy of the internal financial controls over financial reporting of the Company and the operating effectiveness of such controls, refer to our separate Report in “Annexure B”. Our report expresses a qualified opinion on the adequacy and operating effectiveness of the Company’s internal financial control over financial reporting.
- i) With respect to the other matters to be included in the Auditor’s Report in accordance with Rule 11 of the Companies (Audit and Auditors) Rules, 2014, in our opinion and to the best of our information and according to the information and explanations given to us:
- i. The Company has disclosed the impact of pending litigations on its financial position to the extent ascertained in its standalone financial statements (Refer note 36);
 - ii. Except for the effects/possible effects of matters described under basis of qualified opinion paragraph, the Company has made provision, as required under the applicable law or accounting standards, for material foreseeable losses, if any, on long-term contracts. The Company did not have any derivative contracts;
 - iii. There has been a delay of four days in transferring amounts, that were due to be transferred, to the Investor Education and Protection Fund by the Company during the year ended March 31, 2017;
 - iv. The Company has provided requisite disclosures in the financial statements as to holdings as well as dealings in Specified Bank Notes during the period from November 8, 2016 to December 30, 2016. However, we are unable to obtain sufficient and appropriate audit evidence with respect to the denomination of the amounts deposited with the bank to report whether the disclosures are in accordance with books of account maintained by the Company and as produced to us by the Management. (Refer note 59).

For CHATURVEDI & PARTNERS

Chartered Accountants
Firm Registration No. 307068E

RAVINDRA NATH CHATURVEDI

Partner
Membership No. 092087

Date: May 30, 2017
Place: Hyderabad

“Annexure A” to the Independent Auditors’ Report



Referred to in paragraph 1 under the heading ‘Report on Other Legal & Regulatory Requirements’ of our report of even date to the standalone financial statements of the Company for the year ended March 31, 2017:

- i (a) The Company has maintained proper records showing full particulars, including quantitative details and situation of fixed assets;
- (b) The Fixed Assets were physically verified during the year by the Management in accordance with a regular program of verification which, in our opinion, is reasonable having regard to the size of the company and nature of its assets. According to the information and explanations given to us, discrepancies noticed on such verification were not material and have been properly dealt with in the books of account;
- (c) According to the information and explanation given to us, title deeds of the immovable properties have been mortgaged as security with lenders i.e. banks, financial institutions and others for security of the borrowings raised by the Company. On the basis of our examination of the records of the Company and the copies of the title deeds available with the Company, the title deeds of immovable properties are held in the name of the Company except for the details given in **Appendix - 1**.
- ii According to the information and explanations given to us, the management has conducted physical verification of inventory at reasonable intervals during the year. The discrepancies noticed on verification between physical stocks and book records were not material and have been properly dealt with in the books of account.
- iii The company has granted interest free unsecured loans to Companies covered in the register maintained under Section 189 of the Act, in respect of such loans;
 - (a) In our opinion, the terms and conditions of the loans granted by the Company to 8 subsidiaries, aggregating to ₹ 6,216.27 million as at March 31, 2017, having regard to the cost of funds to the company, are prejudicial to the interest of the company.
 - (b) In respect of one company, the schedule of repayment of the principal amount aggregating to ₹ 624.78 million has been stipulated and the repayment commences in the year 2026-27. In case of interest free unsecured loan to 7 companies aggregating to ₹ 5,591.49 million, the schedule of repayment is not stipulated and considered by the Company as repayable on demand, hence, we are unable to comment as to whether repayments are regular.
- (c) In case of interest free unsecured loan to one company aggregating to ₹ 624.78 million, no amount is overdue. In case of interest free unsecured loan to 7 companies aggregating to ₹ 5,591.49 million, the schedule of repayment is not stipulated and considered by the Company as repayable on demand, we are unable to comment whether any amount is overdue and whether reasonable steps have been taken by the company for recovery of the principal.
- iv According to information and explanations given to us and having regard to the legal opinion obtained by the company that the company being a company engaged in the business of providing infrastructure facilities in terms of Section 186, the company has complied with the provisions of Section 185 and 186 of the Companies Act, 2013, in respect of grant of loans, making investments and providing guarantees and security as applicable.
- v According to the information and explanations given to us, the Company has not accepted any deposits during the year within the meaning of Sections 73 to 76 of the Companies Act, 2013, and the rules framed there under to the extent notified.
- vi We have broadly reviewed the cost records maintained by the Company pursuant to the Rules made by the Central Government under sub-section (1) of Section 148 of the Companies Act, 2013 and are of the opinion that prima facie, the prescribed accounts and records have been made and maintained. We have, however, not made a detailed examination of these records with a view to determining whether they are accurate or complete.
- vii (a) According to information and explanations given to us and records of the Company examined by us, the Company has not been regular in depositing undisputed statutory dues in respect of provident fund, employee’s state insurance, income-tax, sales tax, service tax, duty of excise, value added tax, cess and any other statutory dues with the appropriate authorities. There have been significant delays in a large number of cases in depositing these dues with the appropriate authorities. Further, no undisputed amounts payable in respect of these statutory dues were outstanding as on March 31, 2017 for a period of more than six months from the date they became payable except as given in **Appendix - 2** to this report.
- (b) According to the information and explanations given to us and records of the Company examined by us, particulars of dues outstanding in respect of income tax, sales tax, service tax, duty of excise and

- value added tax which have not been deposited on account of any dispute are given in **Appendix - 3** to this report.
- viii According to the information and explanations given to us, there are no loans or borrowings payable to the Government. The Company has defaulted in repayment of loans or borrowings to a financial institutions, banks, and dues to debenture holders. The details of such defaults are given in **Appendix-4**.
- ix According to the information and explanations given to us, the Company has not raised moneys by way of initial public offer or further public offer (including debt instruments) and term loans have been applied by the Company during the year for the purposes for which they were obtained.
- x According to the information and explanations given to us, no fraud by the Company or on the Company by its officers or employees have been noticed or reported during the year.
- xi According to the information and explanations given to us and based on the audit procedures conducted by us, managerial remuneration paid or provided was in accordance with the requisite approvals mandated by the provisions of Section 197 read with Schedule V to the Companies Act, 2013. However, managerial remuneration paid to directors in the earlier years was in excess of the allowable managerial remuneration as per the Section 197 read with Schedule V to the Companies Act, 2013. Accordingly an amount of ₹ 6.88 million has been outstanding as due from director as at March 31, 2017.
- xii In our opinion and according to the information and explanations given to us, the Company is not a Nidhi Company. Therefore, the provisions of Para 3 (xii) of the Order are not applicable to the Company.
- xiii In our opinion and according to the information and explanations given to us, we are unable to obtain sufficient and appropriate audit evidence to comment whether all transactions with the related parties as disclosed in note 67 to the financial statements are in compliance with Section 177 and 188 of Companies Act, 2013. Further, where applicable the details have been disclosed in the Financial Statements as required by the applicable accounting standards.
- xiv According to the information and explanations given to us, the Company has, during the year, made preferential allotment to the lenders by way of conversion of debt into equity in accordance with the scheme of Corporate Debt Restructuring (CDR) and Strategic Debt Restructuring (SDR). The requirements of section 42 of the Companies Act, 2013 have been complied with to the extent applicable on above.
- xv According to the information and explanations given to us, the company has not entered into any non-cash transactions with directors or persons connected with them. The provisions of clause 3 (XV) of the Order are not applicable to the company.
- xvi In our opinion, the Company is not required to be registered under section 45 IA of the Reserve Bank of India Act, 1934.

For CHATURVEDI & PARTNERS

Chartered Accountants
Firm Registration No. 307068E

RAVINDRA NATH CHATURVEDI

Partner
Membership No. 092087

Date: May 30, 2017

Place: Hyderabad

ANNEXURE “B” TO THE INDEPENDENT AUDITORS' REPORT OF EVEN DATE ON THE STANDALONE FINANCIAL STATEMENTS OF IVRCL LIMITED

Report on the Internal Financial Controls under Clause (i) of Sub-section 3 of Section 143 of the Companies Act, 2013 (“the Act”)

We have audited the internal financial controls over financial reporting of IVRCL Limited (“the Company”) as at March 31, 2017 in conjunction with our audit of the financial statements of the Company for the year ended on that date.

Management’s Responsibility for Internal Financial Controls

The Company’s management is responsible for establishing and maintaining internal financial controls based on the internal control over financial reporting criteria established by the Company considering the essential components of internal control stated in the Guidance Note on Audit of Internal Financial Controls Over Financial Reporting issued by the Institute of Chartered Accountants of India. These responsibilities include the design, implementation and maintenance of adequate internal financial controls that were operating effectively for ensuring the orderly and efficient conduct of its business, including adherence to company’s policies, the safeguarding of its assets, the prevention and detection of frauds and errors, the accuracy and completeness of the accounting records, and the timely preparation of reliable financial information, as required under the Companies Act, 2013.

Auditors’ Responsibility

Our responsibility is to express an opinion on the Company’s internal financial controls over financial reporting based on our audit. We conducted our audit in accordance with the Guidance Note on Audit of Internal Financial Controls Over Financial Reporting (the “Guidance Note”) and the Standards on Auditing, to the extent applicable to an audit of internal financial controls, both issued by the Institute of Chartered Accountants of India. Those Standards and the Guidance Note require that we comply with ethical requirements and plan and perform the audit to obtain reasonable assurance about whether adequate internal financial controls over financial reporting was established and maintained and if such controls operated effectively in all material respects.

Our audit involves performing procedures to obtain audit evidence about the adequacy of the internal financial control system over financial reporting and their operating effectiveness.

Our audit of internal financial controls over financial reporting included obtaining an understanding of internal financial controls over financial reporting, assessing the risk that a

material weakness exists, and testing and evaluating the design and operating effectiveness of internal control based on the assessed risk. The procedures selected depend on the auditor’s judgment, including the assessment of the risks of material misstatement of the financial statements, whether due to fraud or error.

We believe that the audit evidence we have obtained is sufficient and appropriate to provide a basis for our qualified audit opinion on the Company’s internal financial controls system over financial reporting.

Meaning of Internal Financial Controls Over Financial Reporting

A company’s internal financial control over financial reporting is a process designed to provide reasonable assurance regarding the reliability of financial reporting and the preparation of financial statements for external purposes in accordance with generally accepted accounting principles. A company’s internal financial control over financial reporting includes those policies and procedures that (1) pertain to the maintenance of records that, in reasonable detail, accurately and fairly reflect the transactions and dispositions of the assets of the company; (2) provide reasonable assurance that transactions are recorded as necessary to permit preparation of financial statements in accordance with generally accepted accounting principles, and that receipts and expenditures of the company are being made only in accordance with authorisations of management and directors of the company; and (3) provide reasonable assurance regarding prevention or timely detection of unauthorised acquisition, use, or disposition of the company’s assets that could have a material effect on the financial statements.

Inherent Limitations of Internal Financial Controls Over Financial Reporting

Because of the inherent limitations of internal financial controls over financial reporting, including the possibility of collusion or improper management override of controls, material misstatements due to error or fraud may occur and not be detected. Also, projections of any evaluation of the internal financial controls over financial reporting to future periods are subject to the risk that the internal financial control over financial reporting may become inadequate because of changes in conditions, or that the degree of compliance with the policies or procedures may deteriorate.

Basis for Qualified Opinion

In our opinion, according to the information and explanations given to us and based on our audit, the following material weaknesses have been identified as at March 31, 2017:

The Company did not have appropriate internal financial controls over (a) Assessment of recoverability of deferred tax

assets (b) Assessment of expected credit loss/loss allowance of bank guarantees encashed by customers, unbilled revenue, trade receivables and withheld amounts which are subject matters of various disputes /arbitration proceedings/ negotiations with the customers and contractors due to termination / foreclosure of contracts and other disputes. (c) Assessment of expected cash shortfall and resultant loss allowance that may be required in respect of invocation of corporate guarantees and initiation of recovery actions against the Company in respect of such guarantees extended / executed for its two subsidiaries in favour of the lenders. (d) Assessment of impairment in value of long term equity investment and assessment of impairment in value of loans and advances to various subsidiary companies whose net worth has eroded and continues to incur losses as on March 31, 2017. (e) Control over reconciliation of subcontractors work bills with the work bills submitted to the clients and physical progress of works completed, which could potentially result into inaccurate estimation of percentage of work completed and consequently delay in the realization of unbilled revenue/ receivables. (e) Controls over projects costs estimation and review of balance costs to complete in respect of work projects, which could potentially result into inaccurate estimation of foreseeable losses on works contracts. (f) maintenance of records and implementation of procedures for identification of deposits in specified bank notes.

The inadequate supervisory and review control over Company's process in respect of its aforesaid assessment in accordance with the accounting principles generally accepted in India could potentially result in a material misstatement in preparation and presentation of financial statements including the profit/loss after tax.

A 'material weakness' is a deficiency, or a combination of deficiencies, in internal financial control over financial reporting, such that there is a reasonable possibility that a

material misstatement of the company's annual or interim financial statements will not be prevented or detected on a timely basis.

Qualified opinion

In our opinion, except for the possible effects of material weaknesses described in "basis of qualified opinion" paragraph above, the Company has, in all material respects, an adequate internal financial controls system over financial reporting and such internal financial controls over financial reporting were operating effectively as at March 31, 2017, based on the internal control over financial reporting criteria established by the Company considering the essential components of internal control stated in the Guidance Note on Audit of Internal Financial Controls Over Financial Reporting issued by the Institute of Chartered Accountants of India.

We have considered the material weaknesses identified and reported above in determining the nature, timing and extent of audit tests applied in our audit of the standalone financial statements of the Company for the year ended March 31, 2017 and these material weaknesses have affected our opinion on the standalone financial statements of the Company and we have issued a qualified opinion on the standalone financial statements.

For CHATURVEDI & PARTNERS

Chartered Accountants
Firm Registration No. 307068E

RAVINDRA NATH CHATURVEDI

Partner
Membership No. 092087

Date: May 30, 2017
Place: Hyderabad

Appendix-1 : As referred to in para i(c) of the Annexure - A to the Independent Auditors Report.

(₹ in million)

S. No.	Description	Total No. of Cases	Gross Block	Net Block
1	Land Freehold*	10	67.72	67.72
2	Land Freehold^	9	7.96	7.96
3	Building^	21	110.01	106.00
4	Building#	3	36.22	34.80
5	Building\$	2	1.18	1.13
		45	223.09	217.61

* Title deeds not in the name of Company.

^ neither title deeds nor confirmation from the lender is available.

copies of title deed is available, however, lender confirmation for mortgage of title deed is not available.

\$ copies of title deed is not available, however lender confirmation for mortgage of title deed is available.

Appendix-2 : As referred to in para vii(a) of the Annexure - A to the Independent Auditors Report.

(₹ in million)

Name of the Statute	Nature of Due	Period to which amount relates					
		Up to 2015-16	April'16	May'16	June'16	July'16	August'16
Sales Tax & VAT Laws: Tamilnadu Uttar Pradesh	Works contract tax Due Date	26.38 20 th of the Next month	0.09 20/05/2016	0.56 20/06/2016	0.33 20/07/2016	0.99 20/08/2016	1.65 20/09/2016
Sales Tax & VAT Laws: Gujrat	Works contract tax	13.61 22nd of the Next month	0.01 22/05/2016	2.02 22/06/2016	0.15 22/07/2016	0.01 22/08/2016	-
Sales Tax & VAT Laws: Orissa	Works contract tax	11.69 21st of the Next month	0.04 21/05/2016	0.20 21/06/2016	0.88 21/07/2016	1.07 21/08/2016	1.59 21/09/2016
Sales Tax & VAT Laws: Bihar	Works contract tax	35.94 25th of the Next month	0.34 25/05/2016	1.11 25/06/2017	0.51 25/07/2016	1.63 25/08/2016	0.87 25/09/2016
Sales Tax & VAT Laws: Madhya Pradesh	Works contract tax	6.19 10th of the Next month	-	0.77 10/06/2017	1.68 10/07/2016	0.98 10/08/2016	1.42 10/09/2016

Service tax interest:

(₹ in million)

Month	Principal	Interest	No. of days default
April'16	19.88	3.22	329
May'16	14.68	2.15	298
June'16	18.95	2.50	268
July'16	1.16	0.14	237
August'16	24.73	2.51	206

Appendix-3 : As referred to in para vii(b) of the Annexure - A to the Independent Auditors Report.

Name of Statute	Nature of dues	Forum where dispute is pending	Period to which the amount relates	Amount (₹ in million)
Sales tax and VAT Laws	Sales tax and VAT	Appellete Authority upto Commissioner's Level	2004-05 to 2013-14	325.63
		Appellete Authority - Tribunal Level	2003-04 to 2006-07	74.57
		Appellete Authority - High Court Level	2004-05 to 2011-12	927.05
Andhra Pradesh Tax on Entry of Motor Vehicles Act, 1996	Entry Tax	Appellete Authority - Tribunal Level	2001-02 to 2007-08	1.11
Odisha Tax on Entry of Goods into Local Areas act, 1999	Entry Tax	Appellete Authority - Tribunal Level	2007-08 to 2013-14	60.93
The Finance Act 1994	Service Tax		2007-08 to 2011-12	8,814.54

Appendix-4 : As referred to in para viii of the Annexure - A to the Independent Auditors Report.
Non-Convertible Debentures –

(₹ in million)

Particulars	Amount of Default		Period of Default	
	Principal	Interest	Principal	Interest
Name of lenders				
LIC of India	2000	254.03	> 3 Years	3-4 years
		250.86		3-4 years
		256.36		2-3 years
		260.63		1-275 days

Principal & Interest Delay Days: Working Capital Term Loan –I (WCTL-I)

Particulars	Amount & Period of Default			
	Principal Amount (₹ in million)	Principal delayed days	Interest Amount Due (₹ in million)	Interest - delayed days
Andhra Bank	206.36	1-91	48.83	1 - 91
	206.36	183-275	70.17	122-275
	58.96	366	56.61	305-426
Canara Bank	293.14	1-91	71.27	1 - 91
	293.14	183-275	102.12	122-275
	83.76	366	124.37	305-456
Indian Overseas Bank	412.25	1-91	95.43	1 - 91
	412.25	183-275	141.05	122-275
	117.78	366	214.00	305-456
ICICI Bank	222.53	1-91	58.35	1 - 91
	222.53	183-275	83.15	122-275
	63.58	366	64.54	305-426
Karur Vysya Bank	7.00	1-91	1.89	1 - 91
	7.00	183-275	2.74	122-275
	2.00	366	3.40	305-456
Lakshmi Vilas Bank	24.76	1-91	6.05	1 - 91
	24.76	183-275	8.51	122-275
	7.07	366	11.03	305-456
State Bank of India	217.05	1-91	49.92	1 - 91
	217.05	183-275	71.99	122-275
	62.01	366	62.74	305-366
Tamilnadu Mercantile Bank	128.68	1-91	30.81	1 - 91
	128.68	183-275	43.56	122-275
	36.77	366	14.04	305-336
IDBI Bank	307.04	1-91	75.57	1 - 91
	307.04	183-275	106.40	122-275
	87.73	366	180.24	305-456
EXIM Bank	21.14	1-91	5.48	1 - 91
	21.14	183-275	9.84	122-275
	6.04	366	7.23	366-379
IndusInd Bank	18.48	1-91	4.28	1 - 91
	18.48	183-275	6.12	122-275
	5.28	366	1.94	305-336
Corporation Bank	330.70	1-91	78.25	1 - 91
	330.70	183-275	111.51	122-275
	94.49	366	35.51	305-336

Particulars	Amount & Period of Default			
	Principal Amount (₹ in million)	Principal delayed days	Interest Amount Due (₹ in million)	Interest - delayed days
International Asset Reconstruction Company Pvt. Ltd.	181.04	1-91	41.55	1 - 91
	181.04	183-275	62.73	122-275
	51.73	366	75.46	305-456
DBS Bank Limited	300.10	1-91	68.43	1 - 91
	300.10	183-275	90.16	122-275
	85.74	366	126.14	305-366

Principal & Interest Delay Days: Working Capital Term Loan-II (WCTL-II)

Particulars	Amount & Period of Default			
	Principal Amount (₹ in million)	Principal delayed days	Interest Amount Due (₹ in million)	Interest delayed days
Andhra Bank	1.44	1-91	0.34	1 - 91
	1.44	183-275	0.49	122-275
	0.41	366	0.42	305-426
Canara Bank	18.30	1-91	4.45	1 - 91
	18.30	183-275	6.38	122-275
	5.23	366	7.76	305-456
Indian Overseas Bank	166.69	1-91	39.98	1 - 91
	166.69	183-275	55.75	122-275
	47.63	366	44.27	305-366
ICICI Bank	49.91	1-91	13.09	1 - 91
	49.91	183-275	18.65	122-275
	14.26	366	14.47	305-426
IDBI Bank	245.72	1-91	60.37	1 - 91
	245.72	183-275	85.09	122-275
	70.21	366	65.24	305-426
Corporation Bank	23.42	1-91	5.54	1 - 91
	23.42	183-275	7.90	122-275
	6.69	366	2.51	305-336
Axis Bank Limited	30.04	1-91	6.93	1 - 91
	30.04	183-275	10.81	122-275
	8.58	366	5.06	305-366

Principal & Interest Delay Days- Priority Debt(PD)

Particulars	Amount & Period of Default			
	Principal Amount (₹ in million)	Principal delayed days	Interest Amount Due (₹ in million)	Interest delayed days
Andhra Bank	3.87	1-91	2.30	1 - 91
	3.87	183-275	3.20	122-275
	7.73	366	4.78	305-457
Canara Bank	13.61	1-91	8.32	1 - 91
	13.61	183-275	11.94	122-275
	27.21	366	18.65	305-456
Indian Overseas Bank	5.79	1-91	3.43	1 - 91
	5.79	183-275	4.93	122-275
	11.57	366	6.05	305-366

Particulars	Amount & Period of Default			
	Principal Amount (₹ in million)	Principal delayed days	Interest Amount Due (₹ in million)	Interest delayed days
ICICI Bank	33.22	1-91	21.79	1 – 91
	33.22	183-275	31.13	122-275
	66.44	366	38.05	305-456
Karur Vysys Bank	0.21	1-91	0.12	1 – 91
	0.21	183-275	0.17	122-275
	0.42	366	0.16	305-456
Lakshmi Vilas Bank	0.62	1-91	0.38	1 – 91
	0.62	183-275	0.55	122-275
	1.24	366	0.68	305-456
State Bank of India	11.35	1-91	6.46	1 – 91
	11.35	183-275	9.35	122-275
	22.70	366	9.96	305-456
Axis Bank Limited	0.65	1-91	0.38	1 – 91
	0.65	183-275	0.59	122-275
	1.31	366	0.45	305-426
Tamilnadu Mercantile Bank Limited	5.51	1-91	3.28	1 – 91
	5.51	183-275	4.68	122-275
	11.01	366	1.52	305-336
IDBI Bank	12.89	1-91	8.04	1 – 91
	12.89	183-275	11.44	122-275
	25.79	366	15.85	305-456
EXIM Bank	0.26	1-91	0.17	1 – 91
	0.26	183-275	0.31	122-275
	0.52	366	0.19	366-380
IndusInd Bank	2.59	1-91	0.98	1 – 91
	2.59	183-275	1.60	122-275
	5.18	366	1.81	305-452
SREI Equipment Finance Limited	0.80	1-91	0.60	1 – 91
	0.80	183-275	0.60	183-275
	1.59	366	0.70	366-456

Principal & Interest Delay Days- Cash Credit (CC), Project Specified & Unsecured loan (Short Term Borrowings)

Particulars	Amount & Period of Default			
	Principal Amount (₹ in million)	Principal delayed days	Interest Amount Due (₹ in million)	Interest delayed days
Andhra Bank	100.47	274	15.49	1-90
	561.18	511	35.05	305-456
Canara Bank	221.02	1-91	-	-
	706.78	183		
	519.60	697		
Indian Overseas Bank	524.66	488	63.06	1-60
ICICI Bank	20.51	1-91	54.41	305-456
	319.89	183-275		
	663.55	487		
Karur Vysya Bank	49.96	366	-	-
Lakshmi Vilas Bank	83.18	401	-	-

Particulars	Amount & Period of Default			
	Principal Amount (₹ in million)	Principal delayed days	Interest Amount Due (₹ in million)	Interest delayed days
Corporation Bank	48.13 259.64 171.55 343.60	1-91 183-275 366-457 549	14.08	1-90
Axis Bank	0.14 4.36	1-91 183	0.36	1-60
State Bank of India	1036.10	481	129.87 150.85 175.55	1-91 122-275 305-456
Tamilnadu Mercantile Bank Limited	641.59	542	-	-
IDBI Bank	494.26	711	-	-
EXIM Bank			3.13 5.31 3.54	1-91 122-275 305-456
IndusInd Bank	66.74	488	-	-
International Asset Reconstruction Company Pvt Ltd	325.45	549	-	-
DBS Bank Limited	350.00	578	65.69 95.09 271.26	1-91 122-275 305-456
HDFC Bank	35.28	853	1.46 2.21 8.79	1-91 122-275 305-366
Punjab & Sindh Bank Limited	178.16	1462	12.97 49.52 89.15	1-91 122-275 305-336
Barclay Bank Limited	128.00	883	-	-
Union Bank	32.24	914	2.17 3.17 1.01	1-91 122-275 305-336

Delay Days- Funded Interest Term Loan(FITL)

Particulars	Amount & Period of Default			
	Principal Amount (₹ in million)	Principal delayed days	Interest Amount Due (₹ in million)	Interest delayed days
Canara Bank			1.41	366
DBS Bank Limited	35.48	336	1.37 2.56 0.63	1 - 91 122-275 305-336
International Asset Reconstruction Company Private Limited			1.21 1.76 0.57	1 - 91 122-275 305-336
SREI Equipment Finance Limited	1.46	549	0.11	1 - 91

Principal & Interest Delay Days- Term Loan

Particulars	Amount & Period of Default			
	Principal Amount (₹ in million)	Principal delayed days	Interest Amount Due (₹ in million)	Interest delayed days
ICICI Bank	41.49	1 - 91	74.02	1 - 91
	41.49	183-275	108.25	122-275
			89.66	305-426
Axis Bank Limited	7.41	1 - 91	11.59	1 - 91
	7.41	183-275	17.32	122-275
			8.16	305-456
IndusInd Bank	10.00	1 - 91	29.81	1 - 91
	10.00	183-275	42.87	122-275
			40.27	305-456
Bank of Nova Scotia	6.25	1 - 91	13.15	1 - 93
	6.25	183-275	8.82	183-275
			11.97	305-456
Union bank of India	985.50	822	100.47	1 - 91
			94.52	183-275
			363.06	366
SREI Equipment Finance Limited	30.09	1 - 91	57.30	1 - 91
	30.09	183-275	57.83	122-275
			21.16	366-388
Punjab & Sindh Bank Limited	50.55	822	3.09	1 - 91
			4.52	122-275
			1.44	305-336
TATA Capital Financial Services Limited	3.33	1-91	35.54	1 - 92
	3.33	183-275	52.04	122 - 275
			20.16	305 - 426
			31.09	457-610
			46.00	641-822

Standard chartered bank (External Commercial Borrowings)

Sr. No.	Outstanding as on March 31, 2017		Installment due	Period of default w.r.t balance sheet date (Months)	Rate of interest p.a	Period of default (in months)	Interest due (₹ In million)
	USD (million)	INR (million)					
1	2.50	162.10	8 equal quarterly installments of USD 0.313 million each	28	8.90%	41	54.68
2	1.37	88.73	4 equal quarterly installments of USD 0.343 million each	34	9.38%	42	32.07
3	1.72	111.44	11 equal quarterly installments of USD 0.156 million each	38	9.50%	35	34.10
4	3.75	243.14	12 equal quarterly installments of USD 0.313 million each	32	9.85%	44	95.65
5	2.03	131.70	13 equal quarterly installments of USD 0.156 million each	34	9.85%	43	50.28

Balance Sheet as at March 31, 2017



(₹ In million)

	Note No.	As At March 31, 2017	As At March 31, 2016	As At April 1, 2015
I. ASSETS				
1. Non-Current Assets				
(a) Property, Plant and Equipment	4	2,846.57	3,622.39	4,457.35
(b) Investment Properties	4	299.95	305.45	310.98
(c) Financial Asset				
(i) Investments	5	12,998.93	13,248.06	12,965.65
(ii) Trade Receivables	6	3,408.55	3,423.83	3,160.60
(iii) Loans	7	624.78	646.39	612.25
(iv) Other Financial Assets	8	8,644.50	7,461.28	5,631.39
(d) Deferred Tax Asset (net)	9	9,723.45	106.80	385.53
(e) Other Non-current Assets	10	2,250.01	2,986.27	3,070.04
Total Non Current Assets		40,796.74	31,800.47	30,593.79
2. Current Assets				
(a) Inventories	11	987.89	1,288.05	1,672.34
(b) Financial Asset				
(i) Investments		-	-	-
(ii) Trade Receivables	12	13,899.93	17,259.78	19,141.28
(iii) Cash and Cash Equivalents	13	793.29	837.54	1,057.37
(iv) Bank Balances (other than iii above)	14	419.18	131.91	185.91
(v) Loans	15	5,375.78	5,689.27	5,936.30
(vi) Other Financial Assets	16	7,565.82	7,477.82	6,945.52
(c) Current Tax Assets (Net)	17	28,054.00	31,396.32	33,266.38
(d) Other Current Assets	18	-	259.74	376.09
Total Assets		19,712.12	19,626.41	22,369.09
		89,550.75	84,370.99	88,277.69
II Equity and Liabilities				
1. Equity				
(a) Equity Share Capital	19	1,565.80	1,457.37	918.28
(b) Other Equity	20	2,304.47	2,899.47	10,362.74
Total Equity		3,870.27	4,356.84	11,281.02
2. Liabilities				
Non-Current Liabilities				
(a) Financial Liabilities				
(i) Borrowings	21	10,014.05	16,073.63	20,419.84
(b) Provisions	22	95.38	107.42	119.31
Total Non Current Liabilities		10,109.43	16,181.05	20,539.15
3. Current Liabilities				
(a) Financial Liabilities				
(i) Borrowings	23	25,777.75	21,653.49	21,600.77
(ii) Trade Payables	24	14,240.64	14,148.60	14,717.32
(iii) Other Financial Liabilities	25	27,395.64	18,205.28	8,517.47
(b) Other Current Liabilities	26	67,414.03	54,007.37	44,835.56
(c) Provisions	22	6,705.90	8,711.17	10,477.33
		1,451.12	1,114.56	1,144.63
Total Equity and Liabilities		89,550.75	84,370.99	88,277.69
See accompanying Notes forming part of the Financial Statements	1-72			

In terms of our report attached

For CHATURVEDI & PARTNERS
Chartered Accountants
Firm Registration No. 307068E

For and on behalf of the Board of Directors

RAVINDRA NATH CHATURVEDI
Partner
Membership No. 092087

E. SUDHIR REDDY
Chairman & Managing Director
DIN: 00023518

R. BALARAMI REDDY
Joint Managing Director & CFO
DIN: 00022176

B. SUBRAHMANYAM
Company Secretary

Date : May 30, 2017
Place : Hyderabad

Statement of Profit and Loss for the Year ended March 31, 2017



(₹ In million)

	Note No.	Year Ended March 31, 2017	Year Ended March 31, 2016
I. Income			
(a) Revenue From Operations	27	20,152.60	23,616.78
(b) Other Income	28	389.39	235.60
Total Income		20,541.99	23,852.38
II. Expenses			
(a) Cost of Construction Material Consumed	29	2,702.19	4,832.20
(b) Subcontracting Expenses	30	10,471.25	12,156.84
(c) Masonary Labour and Other Construction Expenses	31	4,758.73	7,328.13
(d) Employee Benefits Expense	32	1,324.26	1,525.89
(e) Finance Costs	33	6,847.76	6,776.00
(f) Depreciation and Amortisation Expense	4	720.01	801.97
(g) Other Expenses	34	4,620.09	1,763.73
Total Expenses		31,444.29	35,184.76
III. Loss Before Exceptional Items and Tax (I - II)		(10,902.30)	(11,332.38)
IV. Exceptional Items		-	252.97
V. Loss Before Tax (III - IV)		(10,902.30)	(11,079.41)
VI. Tax Expense			
(a) Current Tax (Expenses)/Credit		-	674.44
(b) Deferred Tax (Expense)/Credit		9,606.94	(274.09)
VII. Net Loss For The Year		(1,295.36)	(10,679.06)
VIII. Other Comprehensive Income/(Expense)			
a) Items that will not be reclassified to Profit or Loss			
i) Remeasurements of the defined benefit Plans		(28.06)	13.39
ii) Income Tax effect on above		9.71	(4.63)
Other Comprehensive Income/(Loss) for the Year		(18.35)	8.76
IX. Total Comprehensive Income for the year (VII + VIII)		(1,313.71)	(10,670.30)
X. Earnings Per Share (face value ₹ 2 each)			
Basic & Diluted (₹)		(1.65)	(20.37)
See accompanying Notes forming part of the Financial Statements	1-72		

In terms of our report attached

For CHATURVEDI & PARTNERS
Chartered Accountants
Firm Registration No. 307068E

For and on behalf of the Board of Directors

RAVINDRA NATH CHATURVEDI
Partner
Membership No. 092087

E. SUDHIR REDDY
Chairman & Managing Director
DIN: 00023518

R. BALARAMI REDDY
Joint Managing Director & CFO
DIN: 00022176

B. SUBRAHMANYAM
Company Secretary

Date : May 30, 2017
Place : Hyderabad

Statement of change in Equity (SOCE) for the year ended March 31, 2017

a) Equity share Capital

Particulars	Numbers	₹ (million)
Equity share of ₹ 2 each issued, subscribed and paid As at April 1, 2015	45,91,38,722	918.28
Issue of Equity share during the year	26,95,44,648	539.09
As at March 31, 2016	72,86,83,370	1,457.37
Issue of Equity share during the year	5,42,14,322	108.43
As at March 31, 2017	78,28,97,692	1,565.80

b) Other equity

	Reserves and surplus				Exchange differences on translating the financial statements of foreign operation	Other items of Other Comprehensive Income	Total
	Capital Reserve	Securities Premium	General Reserve	Debt Redemption Reserve			
As at April 1, 2015	2,576.68	13,930.12	3,223.43	500.00	-	(111.97)	10,362.74
Loss during the year	-	-	-	-	-	-	(10,679.06)
Increase in securities premium	-	3,196.76	-	-	-	-	3,196.76
Foreign currency translation reserve created on translation of foreign operation	-	-	-	-	10.27	-	10.27
Actuarial Gain on defined benefit plan	-	-	-	-	-	8.76	8.76
As at March 31, 2016	2,576.68	17,126.88	3,223.43	500.00	10.27	(103.21)	2,899.47
Loss during the year	-	-	-	-	-	-	(1,295.36)
Increase in securities premium (refer note 19.4)	-	725.39	-	-	-	-	725.39
Foreign currency translation reserve created on translation of foreign operation	-	-	-	-	(6.68)	-	(6.68)
Actuarial Loss on defined benefit plan	-	-	-	-	-	(18.35)	(18.35)
As at March 31, 2017	2,576.68	17,852.27	3,223.43	500.00	3.59	(121.56)	2,304.47

In terms of our report attached

For CHATURVEDI & PARTNERS
Chartered Accountants
Firm Registration No. 307068E

For and on behalf of the Board of Directors

RAVINDRA NATH CHATURVEDI
Partner
Membership No. 092087

E. SUDHIR REDDY
Chairman & Managing Director
DIN: 00023518

R. BALARAMI REDDY
Joint Managing Director & CFO
DIN: 00022176

B. SUBRAHMANYAM
Company Secretary

Date : May 30, 2017
Place : Hyderabad

20. Nature and purpose of reserves

- Capital Reserve: Pursuant to the Composite Scheme of Arrangement under Section 391 to 394 of the Companies Act, 1956 between the Company, IVRCL Assets & Holdings Limited (IVRCL A&H), RIHIM Developers Private Limited (RDPL) and IVRCL TLT Private Limited (IVRCL TLT) and their respective shareholders, which was sanctioned by the Hon'ble High Court of Andhra Pradesh in earlier year, the excess of assets over liabilities has been credited to Capital Reserve.
- Securities premium: The amount of difference between the issue price and the face value of the shares is recognized in Securities premium reserve.
- General reserve: General reserve is the accumulation of the portions of the net profits transferred by the Company in the past years pursuant to the earlier provisions of the Companies Act, 1956.
- Debt redemption reserve: The Company is required to create a debt redemption reserve out of the profits which are available for payment of dividend to be utilised for the purpose of redemption of debentures in accordance with the provisions of the Act.
- Retained earnings: Retained earnings comprise of the profits of the Company earned till date net of distributions and other adjustments.
- Foreign Exchange Translation Reserve: Exchange difference arising on translation of the foreign operation is accumulated in separate reserve within equity.
- Other items of other Comprehensive Income: The Company has recognized remeasurement gains/ (loss) on defined benefit plans in OCI. These changes are accumulated within the OCI reserve within other equity.

Statement of Cash Flows for the Year ended March 31, 2017



(₹ In million)

	Year ended March 31, 2017		Year ended March 31, 2016	
A. Cash flow from operating activities				
(Loss)/Profit Before Tax		(10,902.30)		(11,079.41)
Adjustment for:				
Depreciation and Amortisation Expense	720.01		801.97	
Dividend received on Investments	(0.10)		(0.02)	
Loss on Sale of Property, Plant and Equipment	19.47		14.00	
Provision for doubtful debts, advances and deposits (net)	2,884.40		1,043.98	
Provision for foreseeable losses	343.20		-	
Provision for impairment in value of Investments	657.73		0.05	
Exceptional Item	-		(252.97)	
Liabilities no longer required written back	(35.76)		(35.89)	
Net Unrealised Exchange (Gain) / Loss	(27.41)		43.16	
Interest Income	(81.61)		(72.57)	
Finance Costs	6,847.76	11,327.69	6,732.09	8,273.80
Operating Profit / (Loss) before working capital changes		425.39		(2,805.61)
Changes in Working Capital :				
(Increase)/decrease in Inventories	300.16		384.30	
(Increase)/decrease in Trade Receivables	(439.35)		(1,177.04)	
(Increase)/decrease in Other Non Current Assets	3.17		2.88	
(Increase)/decrease in Other Current Assets	(83.90)		2,664.35	
Increase/(decrease) in Trade Payable	127.80		(532.84)	
Increase/(decrease) in Other Financial Liabilities	(590.28)		1,058.19	
Increase/(decrease) in Other current liabilities and provision	(2,061.87)	(2,744.27)	(1,765.35)	634.49
Net Cash used in Operations		(2,318.88)		(2,171.12)
Net Income Tax Refund / (paid)		974.22		870.50
Net Cash (used in) / generated from operating activities		(1,344.66)		(1,300.62)
B. Cash flow from investing activities				
Capital Expenditure on Fixed Assets (including Capital Advances)	4.26		(35.18)	
Proceeds from Sale of Fixed Assets	55.94		59.22	
(Purchase) / Subscription of Long-Term Investments	(408.60)		(503.38)	
Loans given to Subsidiaries (net)	(14.22)		(99.73)	
Net investment in Bank Fixed Deposit	(279.96)		57.82	
Interest Received	80.68		69.81	
Dividend Received on Long Term Investments	0.10		0.02	
Net cash used in investing activities		(561.80)		(451.42)

Statement of Cash Flows for the Year ended March 31, 2017



(₹ In million)

	Year ended March 31, 2017		Year ended March 31, 2016	
C. Cash flow from financing activities				
Proceeds from Long Term Borrowings	629.86		4,320.82	
Repayment of Long Term Borrowings	(26.49)		(43.13)	
Proceeds from Short Term Borrowings (net of repayments)	4,124.27		52.72	
Interest and Finance Charges Paid	(2,858.75)		(2,808.47)	
Net cash generated from financing activities		1,868.89		1,521.94
Net increase / (decrease) in cash and cash equivalents (A+B+C)		(37.57)		(230.10)
Cash and cash equivalents at the beginning of the year		837.54		1,057.37
Exchange differences on translation of foreign currency cash and cash equivalent		(6.68)		10.27
Cash and cash equivalents at the end of the year (Refer Note 13)		793.29		837.54
<p>1. Bank balance includes restricted amount of ₹ 1.75 million (₹ 2.16 million) towards unclaimed dividend.</p> <p>2. During the year debt aggregating to ₹ 833.31 million has been converted into equity pursuant to CDR/SDR, that has been considered as non cash transaction in terms of Ind AS 7 "Statement of Cash flows".</p> <p>3. Figures in bracket represents cash outflow.</p>				

In terms of our report attached

For CHATURVEDI & PARTNERS
Chartered Accountants
Firm Registration No. 307068E

For and on behalf of the Board of Directors

RAVINDRA NATH CHATURVEDI
Partner
Membership No. 092087

E. SUDHIR REDDY
Chairman & Managing Director
DIN: 00023518

R. BALARAMI REDDY
Joint Managing Director & CFO
DIN: 00022176

B. SUBRAHMANYAM
Company Secretary

Date : May 30, 2017
Place : Hyderabad

Notes forming part of Financial Statements

(All Amounts ₹ in million, unless otherwise stated)



1. Company Overview

M/s.IVRCL Limited (the Company) having its registered office at M-22/3RT, Vijayanagar Colony, Hyderabad-500 057, Telangana India, is a public Company domiciled in India and is incorporated under the provisions of Companies Act applicable in India. The Company is in the business of development and execution of Engineering, Procurement, Construction and Commissioning (EPCC) and Lump Sum Turn Key (LSTK) facilities in various infrastructure projects such as water supply, Roads and Bridges, Townships and Industrial Structures, Power Transmission etc. for Central/ State Governments, other local bodies and private sector. The corporate office of the Company is located at MIHIR, 8-2-350/5/A/24/1-B&2, Road no 2, Panchvati Colony, Banjara Hills, Hyderabad- 500 034, Telangana, India.

2. Recent accounting pronouncement

Standards issued but not yet effective

In March 2017, the Ministry of Corporate Affairs issued the Companies (Indian Accounting Standards) (Amendments) Rules, 2017, notifying amendments to Ind AS 7, 'Statement of Cash Flows' and Ind AS 102, 'Share-based payment.' These amendments are in accordance with the recent amendments made by International Accounting Standards Board (IASB) to IAS 7, 'Statement of Cash Flows' and IFRS 2, 'Share-based payment,' respectively. The amendments are applicable from April 1, 2017.

Amendment to Ind AS 7

The amendment to Ind AS 7 requires the entities to provide disclosures that enable users of financial statements to evaluate changes in liabilities arising from financing activities, including both changes arising from cash flows and non-cash changes, suggesting inclusion of a reconciliation between the opening and closing balances in the Balance Sheet for liabilities arising from financing activities, to meet the disclosure requirement.

The effect on the financial statements is being evaluated by the Company.

Amendment to Ind AS 102

The amendment to Ind AS 102 provides specific guidance to measurement of cash-settled awards, modification of cash-settled awards and awards that include a net settlement feature in respect of withholding taxes.

It clarifies that the fair value of cash-settled awards is determined on a basis consistent with that used for equity-settled awards. Market-based performance conditions and non-vesting conditions are reflected in the 'fair values', but non-market performance conditions and service vesting conditions are reflected in the estimate of the number of awards expected to vest. Also, the amendment clarifies that if the terms and conditions of a cash-settled share-based payment transaction are modified with the result that it becomes an equity-settled share-based payment transaction, the transaction is accounted for as such from the date of the modification. Further, the amendment requires the award that include a net settlement feature in respect of withholding taxes to be treated as equity-settled in its entirety. The cash payment to the tax authority is treated as if it was part of an equity settlement.

The effect, if any, on the financial statements is being evaluated by the Company.

3. Significant Accounting policies

3.1 Statement of Compliance

These financial statements of the Company have been prepared in accordance with Indian Accounting Standards notified under the Companies (Indian Accounting Standards) Rules, 2015 ("Ind AS"). The financial statements up to the financial year ended March 31, 2016 were prepared in accordance with generally accepted accounting principles in the India, including accounting standards read with Section 133 of the Companies Act, 2013 notified under Companies (Accounting Standards) Rules, 2006 ("Previous GAAP"). These are the Company's first Ind AS financial statements. The date of transition to Ind AS is April 1, 2015. Refer Note 35 (iv) for the details of first time adoption exemptions availed by the Company.

Notes forming part of Financial Statements

(All Amounts ₹ in million, unless otherwise stated)



3.2 Basis of preparation

These financial statements are prepared in accordance with Indian Accounting Standards (Ind AS) notified under Section 133 of the Companies Act, 2013 ('the Act') read with Rule 3 of the Companies (Indian Accounting Standards) Rules, 2015, and presentation requirements of Division II to Schedule III to the Act under the historical cost convention on the accrual basis except for certain financial instruments which are measured at fair value.

Accounting policies have been consistently applied except where a newly issued accounting standard is initially adopted or a revision to an existing accounting standard requires a change in the accounting policy hitherto in use.

3.3 Critical accounting judgements and key sources of estimation uncertainty

The preparation of the financial statements in conformity with the Ind AS requires management to make judgements, estimates and assumptions that affect the application of accounting policies and the reported amounts of assets, liabilities and disclosures as at date of the financial statements and the reported amounts of the revenues and expenses for the years presented. The estimates and associated assumptions are based on historical experience and other factors that are considered to be relevant. Although these estimates are based upon managements best knowledge of current events, actual results may differ from these estimates under different assumptions and conditions.

The estimates and underlying assumptions are reviewed on an ongoing basis. Revisions to accounting estimates are recognized in the period in which the estimate is revised if the revision affects only that period, or in the period of the revision and future periods if the revision affects both current and future periods.

Critical Judgements: In the process of applying the Company's accounting policies, management has made the following judgements, which have the most significant effect on the amounts recognized in the financial statements:

Discount rate used to determine the carrying amount of the Company's defined benefit obligation: In determining the appropriate discount rate for plans operated in India, the management considers the interest rates of government bonds in currencies consistent with the currencies of the post-employment benefit obligation.

Contingences and commitments: In the normal course of business, contingent liabilities may arise from litigations and other claims against the Company. Where the potential liabilities have a low probability of crystallizing or are very difficult to quantify reliably, company treat them as contingent liabilities. Such liabilities are disclosed in the notes but are not provided for in the financial statements. Although there can be no assurance regarding the final outcome of the legal proceedings, company do not expect them to have a materially adverse impact on the financial position or profitability.

Key sources of estimation uncertainty

The key assumptions concerning the future, and other key sources of estimation uncertainty at the end of the reporting period, that have a significant risk of causing a material adjustment to the carrying amounts of assets and liabilities within the next financial year are discussed below:

Income taxes: The Company's tax jurisdiction is India. Significant judgments are involved in determining the provision for income taxes, including amount expected to be paid / recovered for uncertain tax positions.

Useful lives of property, plant and equipment: As described in Note 3.9, the Company reviews the estimated useful lives and residual values of property, plant and equipment at the end of each reporting period. During the current financial year, the management determined that there were no changes to the useful lives and residual values of the property, plant and equipment.

Allowances for doubtful debts: The Company makes allowances for doubtful debts based on an assessment of the recoverability of trade and other receivables. The identification of doubtful debts requires use of judgement and estimates.

Contract estimates: The Company, being a part of construction industry, prepares budgets in respect of each project to compute project profitability. The two major components of contract estimate are 'claims arising during construction period' (described below) and 'budgeted costs to complete the contract'. While estimating these components various assumptions

Notes forming part of Financial Statements

(All Amounts ₹ in million, unless otherwise stated)



are considered by the management such as (i) Work will be executed in the manner expected so that the project is completed timely (ii) consumption norms will remain same (iii) Assets will operate at the same level of productivity as determined (iv) Wastage will not exceed the normal percentage as determined etc. (v) Estimates for contingencies (vi) There will be no change in design and the geological factors will be same as communicated and (vii) price escalations etc. Due to such complexities involved in the budgeting process, contract estimates are highly sensitive to changes in these assumptions. All assumptions are reviewed at each reporting date.

Recoverability of claims: The Company has claims in respect of cost over-run arising due to client caused delays, suspension of projects, deviation in design and change in scope of work etc., which are at various stages of negotiation/ discussion with the clients or under arbitration. The realisability of these claims are estimated based on contractual terms, historical experience with similar claims, wherever necessary. Changes in facts of the case or the legal framework may impact realisability of these claims.

Deferred tax assets: In assessing the realisability of deferred income tax assets, management considers whether some portion or all of the deferred income tax assets will not be realized. The ultimate realization of deferred income tax assets is dependent upon the generation of future taxable income during the periods in which the temporary differences become deductible. Management considers the scheduled reversals of deferred income tax liabilities, projected future taxable income, and tax planning strategies in making this assessment. Based on the level of historical taxable income and projections for future taxable income over the periods in which the deferred income tax assets are deductible, management believes that the Company will realize the benefits of those deductible differences. The amount of the deferred income tax assets considered realizable, however, could be reduced in the near term if estimates of future taxable income during the carry forward period are reduced.

3.4 Operating Cycle and Current versus non-current classification

The Company presents assets and liabilities in the balance sheet based on current/ non-current classification in accordance with Part-I of Division- II of Schedule III of the Companies Act, 2013.

An asset is treated as current when (a) It is expected to be realised or intended to be sold or consumed in normal operating cycle; (b) It is held primarily for the purpose of trading; or (c) It is expected to be realised within twelve months after the reporting period, or (d) The asset is cash or cash equivalent unless restricted from being exchanged or used to settle a liability for at least twelve months after the reporting period. All other assets are classified as non-current.

A liability is current when (a) It is expected to be settled in normal operating cycle; or (b) It is held primarily for the purpose of trading; or (c) It is due to be settled within twelve months after the reporting period, or (d) There is no unconditional right to defer the settlement of the liability for at least twelve months after the reporting period. Terms of a liability that could, at the option of the counterparty, results in its settlement by the issue of equity instruments do not affect its classification. The Company classifies all other liabilities as non-current.

The operating cycle is the time between the acquisition of assets for processing and their realisation in cash and cash equivalents. Accordingly, operating cycle for the business activities of the Company covers the duration of the specific project/contract/project line/service including defect liability period, wherever applicable and extends up to the realization of receivables (including retention money) with agreed credit period normally applicable to the respective project.

3.5 Revenue recognition

Revenue is recognized to the extent it is probable that the economic benefits will flow to the Company and the revenue can be reliably measured, regardless of when the payment is being made. Revenue is measured at the fair value of the consideration received or receivable, taking into account contractually defined terms of payment.

Construction Contracts: Revenue from construction contracts is recognized by reference to the stage of completion of the contract activity. The Company follows the percentage completion method, based on the stage of completion at the Balance Sheet date, taking into account the contractual price and revision thereto by estimating total revenue as per Ind AS 11, Construction Contracts, and total cost till completion of the contract and the profit so determined proportionate to the percentage of the actual work done.

Notes forming part of Financial Statements

(All Amounts ₹ in million, unless otherwise stated)



Variations in contract work, claims and incentive payments are included to the extent that the amount can be measured reliably and its receipt is considered probable. The outcome of construction contract is considered as estimated reliably when all critical approvals necessary for commencement of the project has been obtained. When the outcome of a construction contract cannot be estimated reliably, contract revenue is recognized to the extent of probable recovery of cost incurred. Contract cost are recognized as expense in the period in which they are incurred. When it is probable that total contract costs will exceed total contract revenue, the expected loss is recognized as an expense immediately.

Supply Contracts-Sale of Goods

Revenue from supply contract is recognized when the substantial risk and rewards of ownership is transferred to the buyer, which is generally on dispatch, and the collectability is reasonably measured. Revenue from product sales are shown as net of all applicable taxes and discounts.

Interest income Interest income is accrued on a time basis, by reference to the principal outstanding and at the effective interest rate applicable.

Dividends Dividend income from investments is recognised when the Company's right to receive the payment is established, which is generally when shareholders approve the dividend.

3.6 Joint Arrangements

Joint Arrangement is classified as either Joint Operation or Joint Venture. The classification depends on the contractual rights and obligations of each investor rather than legal structure of the Joint Arrangement and assessment of other facts and circumstances when the terms of contractual arrangement do not specify that parties have rights to the assets, and obligations for the liabilities, relating to the arrangement. In work sharing Joint Venture arrangements, revenue, expense, assets and liabilities are accounted for in the Company's Books to the extent work is executed by the company.

A joint operation is a joint arrangement whereby the parties that joint control of the arrangement have right to the assets and obligation for the liabilities relating to the joint arrangement. Joint control is the contractually agreed sharing of the control of the joint arrangement, which exist when decisions about the relevant activities require unanimous consent of the parties sharing control.

A joint venture is a joint arrangement whereby the contractual arrangement provides the parties to the arrangement with rights to the net assets of the arrangement (i.e. it is the separate vehicle, not the parties, that has rights to the assets, and obligations for the liabilities relating to the arrangement). When the Company participates in, but does not have joint control of, or does not have significant influence over, a joint arrangement/venture it accounts for its interest in a joint venture in accordance with Ind AS 109 "Financial Instruments".

3.7 Segment Reporting

Operating segments are reported in a manner consistent with the internal reporting provided to the chief operating decision maker. The chief operating decision maker regularly monitor and reviews the operating results of the whole Company as one segment of "Engineering & Construction". Thus, as defined in Indian Accounting Standard 108 "Operating Segments", the Company's entire business falls under this one operational segment and hence the necessary information has already been disclosed in the Balance Sheet and Statement of Profit and Loss.

3.8 Foreign Currencies

Functional currency: The functional currency of the Company is the Indian rupee.

Transactions and translations: Foreign currency transactions are translated into the functional currency using the exchange rates at the dates of the transactions. Foreign-currency-denominated monetary assets and liabilities are translated into the relevant functional currency at exchange rates in effect at the Balance Sheet date. The gains or losses resulting from such translations are included in net profit in the Statement of Profit and Loss. Non-monetary assets and non-monetary liabilities denominated in a foreign currency and measured at fair value are translated at the exchange rate prevalent at the date when the fair value was determined. Non-monetary assets and non-monetary liabilities denominated in a foreign currency and measured at historical cost are translated at the exchange rate prevalent at the date of the transaction.

Notes forming part of Financial Statements

(All Amounts ₹ in million, unless otherwise stated)



Transaction gains or losses realized upon settlement of foreign currency transactions are included in determining net profit for the period in which the transaction is settled. Revenue, expense and cash flow items denominated in foreign currencies are translated into the relevant functional currencies using the exchange rate in effect on the date of the transaction.

3.9 Property, plant and equipment

Property, plant and equipment (PPE) are initially recognised at cost. The initial cost of PPE comprises its purchase price, including non-refundable duties and taxes net of any trade discounts and rebates. The cost of PPE includes interest on borrowings (borrowing cost) directly attributable to acquisition, construction or production of qualifying assets subsequent to initial recognition, PPE are stated at cost less accumulated depreciation (other than freehold land, which are stated at cost) and impairment losses, if any.

Subsequent costs are included in the asset's carrying amount or recognised as a separate asset, as appropriate, only when it is probable that future economic benefits associated with the item will flow to the Company and the cost of the item can be measured reliably. The carrying amount of any component accounted for as a separate asset is derecognised when replaced. All other repairs and maintenance are charged to profit or loss during the reporting period in which they are incurred.

Assets held under finance leases are depreciated over their expected useful lives on the same basis as owned assets. However, when there is no reasonable certainty that ownership will be obtained by the end of the lease term, assets are depreciated over the shorter of the lease term and useful lives.

Depreciation is recognised so as to write off the cost of assets (other than freehold land and capital work in progress) less their residual values over the useful lives, using the straight- line method ("SLM") in the manner prescribed in schedule II to the Act except for the following assets which are depreciated based on useful life determined by the Company:

Steel Shuttering	10 years
Wood Shuttering	3 years
Pucca Sheds	3 years

Land acquired for quarrying are amortized over the period of the respective project.

Management believes based on a technical evaluation (which is based on technical advice, taking into account the nature of the asset, the estimated usage of the asset, the operating conditions of the asset, past history of replacement, anticipated technological changes, manufacturers warranties and maintenance support, etc.) that the useful lives of the assets as considered by the Company reflect the periods over which these assets are expected to be used.

The carrying values of property, plant and equipment are reviewed for impairment when events or changes in circumstances indicate that the carrying value may not be recoverable.

The residual values, useful life and depreciation method are reviewed at each financial year-end to ensure that the amount, method and period of depreciation are consistent with previous estimates and the expected pattern of consumption of the future economic benefits embodied in the items of property, plant and equipment.

An item of property, plant and equipment is derecognised upon disposal or when no future economic benefits are expected to arise from the continued use of the asset. Any gain or loss arising on disposal or retirement of an item of property, plant and equipment is determined as the difference between sales proceeds and the carrying amount of the asset and is recognised in profit or loss. Fully depreciated assets still in use are retained in financial statements.

3.10 Capital work-in-progress and intangible assets under development

Capital work-in-progress/intangible assets under development are carried at cost, comprising direct cost, related incidental expenses and attributable borrowing cost.

Notes forming part of Financial Statements

(All Amounts ₹ in million, unless otherwise stated)



3.11 Intangible assets

Intangible assets are measured on initial recognition at cost and subsequently are carried at cost less accumulated amortisation and accumulated impairment losses, if any.

An intangible asset is derecognised on disposal, or when no future economic benefits are expected from use or disposal. Gains or losses on derecognition are determined by comparing proceeds with carrying amount. These are included in profit or loss within other gains/(losses).

The Company amortizes intangible assets with a finite useful life using the straight-line method over the useful lives determined by the terms of the agreement /contract. The estimated useful life is reviewed annually by the management.

3.12 Investment properties

Property that is held for long-term rental yields or for capital appreciation or both, and that is not occupied by the Company, is classified as investment property. Investment properties are measured initially at cost, including transaction costs and where applicable borrowing costs less depreciation and impairment, if any. Subsequently investment property is measured at its cost, including related transaction costs in accordance with the Ind AS 40's requirement for cost model.

3.13 Investment in subsidiaries and joint ventures

Investments in subsidiaries and joint venture are carried at cost less accumulated impairment losses, if any. Where an indication of impairment exists, the carrying amount of the investment is assessed and written down immediately to its recoverable amount. On disposal of investments, the difference between net disposal proceeds and the carrying amounts are recognized in the Statement of Profit and Loss.

3.14 Income tax

Income tax expense comprises current tax expense and the net change in the deferred tax asset or liability during the year. Current and deferred taxes are recognised in Statement of Profit and Loss, except when they relate to items that are recognised in other comprehensive income or directly in equity, in which case, the current and deferred tax are also recognised in other comprehensive income or directly in equity, respectively.

Current tax: Current tax is measured at the amount of tax expected to be payable on the taxable income for the year as determined in accordance with the provisions of the Income Tax Act, 1961. Current tax assets and current tax liabilities are offset when there is a legally enforceable right to set off the recognized amounts and there is an intention to settle the asset and the liability on a net basis.

Deferred tax: Deferred income tax is recognised using the Balance Sheet approach. Deferred income tax assets and liabilities are recognised for deductible and taxable temporary differences arising between the tax base of assets and liabilities and their carrying amount, except when the deferred income tax arises from the initial recognition of an asset or liability in a transaction that is not a business combination and affects neither accounting nor taxable profit or loss at the time of the transaction.

Deferred tax assets are recognised only to the extent it is probable that either future taxable profits or reversal of deferred tax liabilities will be available, against which the deductible temporary differences, and the carry forward of unused tax credits and unused tax losses can be utilised. The carrying amount of a deferred tax asset is reviewed at the end of each reporting date and reduced to the extent that it is no longer probable that sufficient taxable profit will be available to allow all or part of the deferred income tax asset to be utilised.

Deferred tax assets and liabilities are measured using the tax rates and tax laws that have been enacted or substantively enacted by the end of the reporting period and are expected to apply when the related deferred tax asset is realised or the deferred tax liability is settled. Deferred tax assets and liabilities are offset when there is a legally enforceable right to set current tax assets and liabilities and when the deferred tax balances relate to the same taxation authority.

Notes forming part of Financial Statements

(All Amounts ₹ in million, unless otherwise stated)



3.15 Leases

Leases are classified as finance leases whenever the terms of lease transfers substantially all the risks and rewards of ownership to the lessee. Leases where a significant portion of the risks and rewards of ownership are retained by the lessor are classified as operating leases.

Operating Lease: Operating lease payments are recognized as an expense in the Statement of Profit and Loss on a straight-line basis over the lease term except where another systematic basis is more representative of the time pattern in which economic benefits from leased assets are consumed. The aggregate benefit of incentives (excluding in inflationary increases where rentals are structured solely to increase in line with the expected general inflation to compensate for the lessor's inflationary cost increases, such increases are recognised in the year in which the benefits accrue) provided by the lessor is recognized as a reduction of rental expense over the lease term on a straight-line basis.

Finance Lease: Assets held under finance leases are initially recognized as assets of the Company at their fair value at the inception of the lease or, if lower, at the present value of the minimum lease payments. The corresponding liability to the lessor is included in the Balance Sheet as a finance lease obligation. Assets held under finance leases are depreciated over their expected useful lives on the same basis as owned assets or, where shorter, the term of the relevant lease. Lease payments are apportioned between finance expenses and reduction of the lease obligation so as to achieve a constant rate of interest on the remaining balance of the liability. Finance expenses are recognized immediately in profit or loss, unless they are directly attributable to qualifying assets, in which case they are capitalized in accordance with the Company's general policy on borrowing costs. Contingent rentals are recognized as expenses in the periods in which they are incurred.

3.16 Impairment of assets

Financial assets: The Company assesses on a forward-looking basis the expected credit losses associated with its financial assets. The impairment methodology applied depends on whether there has been a significant increase in credit risk. For trade receivables only, the Company applies the simplified approach permitted by Ind AS 109 Financial Instruments, which requires expected lifetime losses to be recognised from initial recognition of the receivables.

PPE and intangible assets: Property, plant and equipment and intangible assets with finite life are evaluated for recoverability whenever there is any indication that their carrying amounts may not be recoverable. If any such indication exists, the recoverable amount (i.e. higher of the fair value less cost to sell and the value-in-use) is determined on an individual asset basis unless the asset does not generate cash flows that are largely independent of those from other assets. In such cases, the recoverable amount is determined for the cash-generating unit (CGU) to which the asset belongs. If the recoverable amount of an asset (or CGU) is estimated to be less than its carrying amount, the carrying amount of the asset (or CGU) is reduced to its recoverable amount. An impairment loss is recognised in the Statement of Profit and Loss.

3.17 Cash and cash equivalents

For the purpose of presentation in the statement of cash flows, cash and cash equivalents includes cash on hand, deposits held at call with financial institutions, other short-term, highly liquid investments with original maturities of three months or less that are readily convertible to known amounts of cash and which are subject to an insignificant risk of changes in value.

3.18 Provisions and Contingent Liabilities:

Provisions are recognised when the Company has a present obligation (legal or constructive) as a result of a past event, it is probable that an outflow of resources embodying economic benefits will be required to settle the obligation and a reliable estimate can be made of the amount of the obligation. Provisions are measured at the best estimate of the expenditure required to settle the present obligation at the Balance Sheet date.

If the effect of the time value of money is material, provisions are discounted to reflect its present value using a current pre-tax rate that reflects the current market assessments of the time value of money and the risks specific to the obligation. When discounting is used, the increase in the provision due to the passage of time is recognised as a finance cost.

Notes forming part of Financial Statements

(All Amounts ₹ in million, unless otherwise stated)



Contingent liabilities are disclosed when there is a possible obligation arising from past events, the existence of which will be confirmed only by the occurrence or non-occurrence of one or more uncertain future events not wholly within the control of the Company or a present obligation that arises from past events where it is either not probable that an outflow of resources will be required to settle the obligation or a reliable estimate of the amount cannot be made.

3.19 Inventories

The stock of construction material, stores and spares are valued at lower of cost on FIFO basis and net realisable value after providing for obsolescence and other losses, where considered necessary. Cost includes all charges in bringing the goods to their present location and condition, including octroi and other levies, transit insurance and receiving charges. Work-in-progress and finished goods include appropriate proportion of overheads and, where applicable, excise duty. Net realisable value is the estimated selling price in the ordinary course of business, less the estimated costs of completion and the estimated costs necessary to make the sale.

3.20 Exceptional items

Items of income or expense from ordinary activities which are non-recurring and are of such size, nature or incidence that their separate disclosure is considered necessary to explain the performance of the Company are disclosed as Exceptional items in the Statement of Profit & Loss.

3.21 Non-derivative financial instruments

Financial assets and liabilities are recognised when the Company becomes a party to the contractual provisions of the instrument. Financial assets and liabilities are initially measured at fair value. Transaction costs that are directly attributable to the acquisition or issue of financial assets and financial liabilities (other than financial assets and financial liabilities at fair value through profit or loss) are added to or deducted from the fair value measured on initial recognition of financial asset or financial liability.

a. Financial assets

Cash and cash equivalents: The Company considers all highly liquid financial instruments, which are readily convertible into known amounts of cash that are subject to an insignificant risk of change in value and having original maturities of three months or less from the date of purchase, to be cash equivalents. Cash and cash equivalents consist of balances with banks, which are unrestricted for withdrawal and usage.

Trade Receivables and Loans: Trade receivables are initially recognised at fair value. Subsequently, these assets are held at amortised cost, using the Effective Interest Rate (EIR) method net of any expected credit losses. The EIR is the rate that discounts estimated future cash income through the expected life of financial instrument.

Debt Instruments: Debt instruments are initially measured at amortised cost, fair value through other comprehensive income ('FVOCI') or fair value through profit or loss ('FVTPL') till derecognition on the basis of (i) the entity's business model for managing the financial assets and (ii) the contractual cash flow characteristics of the financial asset.

Equity Instruments: All investments in equity instruments classified under financial assets are initially measured at fair value, the Company may, on initial recognition, irrevocably elect to measure the same either at FVOCI or FVTPL. The Company makes such election on an instrument-by-instrument basis.

b. Financial assets – Subsequent measurement

Financial assets at amortised cost: Financial assets are subsequently measured at amortised cost if these financial assets are held within a business whose objective is to hold these assets in order to collect contractual cash flows and the contractual terms of the financial asset give rise on specified dates to cash flows that are solely payments of principal and interest on the principal amount outstanding.

Notes forming part of Financial Statements

(All Amounts ₹ in million, unless otherwise stated)



Financial assets at fair value through other comprehensive income (FVTOCI): Financial assets are measured at fair value through other comprehensive income if these financial assets are held within a business whose objective is achieved by both collecting contractual cash flows that give rise on specified dates to solely payments of principal and interest on the principal amount outstanding and by selling financial assets.

Financial assets at fair value through profit or loss (FVTPL): Financial assets are measured at fair value through profit or loss unless it is measured at amortised cost or at fair value through other comprehensive income on initial recognition. The transaction costs directly attributable to the acquisition of financial assets and liabilities at fair value through profit or loss are immediately recognised in profit or loss.

c. Financial liabilities

Loans and borrowings: After initial recognition, interest-bearing loans and borrowings are subsequently measured at amortised cost on accrual basis.

Financial guarantee contracts: Financial guarantee contracts issued by the Company are those contracts that require a payment to be made to reimburse the holder for a loss it incurs because the specified debtor fails to make a payment when due in accordance with the terms of a debt instrument. Financial guarantee contracts are recognized initially as a liability at fair value, adjusted for transaction costs that are directly attributable to the issuance of the guarantee. Subsequently, the liability is measured at the higher of the amount of loss allowance determined as per impairment requirements of Ind AS 109 and the amount recognized less cumulative amortization.

d. Financial liabilities - Subsequent measurement

Financial liabilities are measured at amortised cost using the effective interest method. For trade and other payables maturing within one year from the balance sheet date, carrying amounts approximate the fair value due to the short maturity of these instruments.

e. Derecognition of financial instrument

The Company de-recognizes a financial asset when the contractual rights to the cash flows from the financial asset expires or it transfers the financial asset and the transfer qualifies for derecognition under Indian Accounting Standard 109 "Financial Instruments". A financial liability (or a part of financial liability) is de-recognised from the Company's balance sheet when the obligation specified in the contract is discharged or cancelled or expires.

f. Offsetting of financial instruments

Financial assets and financial liabilities are offsetted and the net amount is reported in financial statements if there is a currently enforceable legal right to offset the recognised amounts and there is an intention to settle on a net basis, to realise the assets and settle the liabilities simultaneously.

3.22 Borrowing costs

General and specific borrowing costs (including exchange differences arising from foreign currency borrowing to the extent that they are regarded as an adjustment to interest cost) that are directly attributable to the acquisition, construction or production of a qualifying asset are capitalised during the period of time that is required to complete and prepare the asset for its intended use or sale. Qualifying assets are assets that necessarily take a substantial period of time to get ready for their intended use or sale.

Investment income earned on the temporary investment of specific borrowings pending their expenditure on qualifying assets is deducted from the borrowing costs eligible for capitalisation. Other borrowing costs are expensed in the period in which they are incurred.

Notes forming part of Financial Statements

(All Amounts ₹ in million, unless otherwise stated)



3.23 Employee Benefits

Employee benefits consist of contribution to employees state insurance, provident fund, gratuity fund and compensated absences.

Defined Contribution plans

Contributions to defined contribution schemes such as employees' state insurance, labour welfare fund, employee pension scheme etc. are charged as an expense based on the amount of contribution required to be made as and when services are rendered by the employees. Company's provident fund contribution is made to a government administered fund and charged as an expense to the Statement of Profit and Loss. The above benefits are classified as Defined Contribution Schemes as the Company has no further defined obligations beyond the monthly contributions.

Defined benefit plans:

The Company operates defined benefit plan in the form of gratuity. The liability or asset recognised in the balance sheet in respect of its defined benefit plans is the present value of the defined benefit obligation at the end of the reporting period. The defined benefit obligation is calculated annually by actuaries using the projected unit credit method. The present value of the said obligation is determined by discounting the estimated future cash out flows, using market yields of government bonds that have tenure approximating the tenures of the related liability.

The interest expense are calculated by applying the discount rate to the net defined benefit liability or asset. The net interest expense on the net defined benefit liability or asset is recognised in the Statement of Profit and loss.

Remeasurement gains and losses arising from experience adjustments and changes in actuarial assumptions are recognised in the period in which they occur, directly in other comprehensive income. They are included in retained earnings in the Statement of Changes in Equity and in the Balance Sheet. Changes in the present value of the defined benefit obligation resulting from plan amendments or curtailments are recognised immediately in profit or loss as past service cost.

Compensated Absences

The employees are entitled to accumulate leave subject to certain limits, for future encashment and availment, as per the policy of the Company. The liability towards such unutilized leave as at the year end is determined based on independent actuarial valuation and recognized in the Statement of Profit and Loss.

The classification of the company's net obligation into current and non-current is as per the actuarial valuation report.

3.24 Earnings per share (EPS)

Basic EPS is computed by dividing the profit or loss attributable to the equity shareholders of the Company by the weighted average number of ordinary shares outstanding during the year. Diluted EPS is computed by adjusting the profit or loss attributable to the ordinary equity shareholders and the weighted average number of ordinary equity shares, for the effects of all dilutive potential ordinary shares.

3.25 Exceptional items

Exceptional items represents the nature of transactions which are not of recurring nature during the ordinary course of business but lead to increase/decrease in profit/loss for the year.

Notes forming part of Financial Statements

(All Amounts ₹ in million, unless otherwise stated)



4. Property Plant and Equipment (Valued at deemed cost)

	Land - Freehold	Buildings	Plant & Machinery	Motor Vehicles	Furniture	Office Equipment	Computers	Total	Investment Property
Gross carrying value									
As at April 1, 2015	445.64	292.19	3,007.13	614.90	61.62	29.47	6.40	4,457.35	310.98
Additions	-	0.12	25.94	2.05	0.90	0.89	4.80	34.70	-
Disposal/Adjustment	22.79	0.04	48.64	1.58	0.13	0.02	0.02	73.22	-
As at March 31, 2016	422.85	292.27	2,984.43	615.37	62.39	30.34	11.18	4,418.83	310.98
Additions	-	0.11	8.22	3.40	0.46	0.89	1.02	14.10	-
Disposal/Adjustment	1.53	3.83	61.93	7.50	0.53	0.09	-	75.41	-
Balance as at March 31, 2017	421.32	288.55	2,930.72	611.27	62.32	31.14	12.20	4,357.52	310.98
Accumulated Depreciation									
Depreciation charge	-	27.10	557.09	176.51	14.06	15.59	6.09	796.44	5.53
Disposal/Adjustment	-	-	-	-	-	-	-	-	-
As at March 31, 2016	-	27.10	557.09	176.51	14.06	15.59	6.09	796.44	5.53
Depreciation charge	-	15.01	518.75	153.99	13.62	10.15	2.99	714.51	5.50
Disposal/Adjustment	-	-	-	-	-	-	-	-	-
Balance as at March 31, 2017	-	42.11	1,075.84	330.50	27.68	25.74	9.08	1,510.95	11.03
Net carrying value									
As at April 1, 2015	445.64	292.19	3,007.13	614.90	61.62	29.47	6.40	4,457.35	310.98
As at March 31, 2016	422.85	265.17	2,427.34	438.86	48.34	14.74	5.10	3,622.39	305.45
As at March 31, 2017	421.32	246.44	1,854.88	280.77	34.64	5.40	3.12	2,846.57	299.95

Notes:

- Building includes leasehold premises of ₹ 27.50 million taken for a period of 99 years. The premium of ₹ 20.46 million is paid upfront with no further significant obligations.
- The company is yet to register the title deeds of certain immovable properties aggregating to ₹ 223.09 million (land freehold ₹ 75.68 million, buildings ₹ 179.07 million) and Written down value of ₹ 217.61 million (land freehold ₹ 75.68 million, buildings ₹ 141.93 million).
- For details of existence and amounts of restrictions on title, and property, plant and equipment pledged as security for liabilities refer Note 21 & 23.

Notes forming part of Financial Statements

(All Amounts ₹ in million, unless otherwise stated)



5 Non Current Investments (Face Value of ₹ 10 each fully paid-up unless otherwise specified)

	As At March 31, 2017		As At March 31, 2016		As At April 1, 2015	
	No.	Amount	No.	Amount	No.	Amount
A. Investments (Valued at deemed cost) (refer note 41, 43, 67 & 70)						
I. Equity Instruments						
(i) Subsidiary Companies						
Quoted						
Hindustan Dorr-Oliver Limited (Face Value of ₹ 2 each) ²	3,98,04,430	657.53	3,98,04,430	657.53	3,98,04,430	657.53
Provision for impairment in value of investment		(657.53)		-		-
		-		657.53		657.53
Unquoted						
IVRCL PSC Pipes Private Limited ²	1,67,000	1.67	1,67,000	1.67	1,67,000	1.67
IVR Enviro Projects Private Limited ²	29,24,550	29.25	29,24,550	29.25	29,24,550	29.25
Chennai Water Desalination Limited ^{1, 2}	12,97,37,411	19.20	12,97,37,411	19.20	12,97,37,411	19.20
IVRCL Steel Construction & Services Limited ²	50,000	0.50	50,000	0.50	50,000	0.50
Jalandar Amritsar Tollways Limited ^{1, 2}	4,89,38,550	658.20	4,89,38,550	658.20	4,89,38,550	658.20
IVRCL Indore Gujarat Tollways Limited ^{1, 2}	3,33,95,982	4,203.97	3,33,95,982	4,203.97	3,33,95,982	3,903.97
Chengapalli Road Infra Limited	10,000	0.10	10,000	0.10	-	-
IVRCL Holdings & Services Pte Limited (Face Value of SGD 1)	-	-	1	0.00	1	0.00
IVRCL Patalaganga Trucks Terminal Private Limited	53,334	32.60	53,334	32.60	53,334	32.60
IVRCL Goa Tollways Limited ²	49,990	0.50	49,990	0.50	49,990	0.50
IVRCL-Cadagua Hogenakkal Water Treatment Company Private Limited ²	6,000	0.06	6,000	0.06	6,000	0.06
Alkor Petroo Limited	56,25,000	70.10	56,25,000	70.10	56,25,000	70.10
IVRCL Building Products Limited ²	5,99,995	6.03	5,99,995	6.03	5,99,995	6.03
IVRCL Chandrapur Tollways Limited ^{1, 2}	2,68,72,900	2,775.36	2,28,12,900	2,369.36	2,28,12,900	2,369.36
Sapthashva Solar Limited ²	52,100	0.52	52,100	0.52	52,100	0.52
RIHIM Developers Private Limited ²	10,000	0.10	10,000	0.10	10,000	0.10
IVRCL TLT Private Limited ²	10,000	0.10	10,000	0.10	10,000	0.10
IVRCL Raipur Bilaspur Tollways Limited ²	49,990	0.50	49,990	0.50	49,990	0.50
IVRCL Narnual Bhiwani Tollways Limited ²	49,990	0.50	49,990	0.50	49,990	0.50
IVR Hotels and Resorts Limited	2,39,355	3,175.36	2,39,355	3,175.36	2,39,355	3,175.36

Notes forming part of Financial Statements

(All Amounts ₹ in million, unless otherwise stated)



	As At March 31, 2017		As At March 31, 2016		As At April 1, 2015	
	No.	Amount	No.	Amount	No.	Amount
SPB Developers Private Limited ^{1, 2}	2,90,61,999	1,133.05	2,90,61,999	1,133.05	2,90,61,999	1,133.05
IVRCL Multilevel Car Parking Private Limited ²	5,100	0.05	5,100	0.05	5,100	0.05
IVRCL Lanka Private Limited (Face Value of LKR 10 each) ¹	8,83,24,756	385.19	8,83,24,756	385.19	8,19,97,756	354.91
First STP Private Limited ²	28,50,000	35.39	28,50,000	35.39	28,50,000	35.39
IVRCL Gundugolalu Rajahmundry Tollways Limited ²	49,900	0.50	49,900	0.50	49,900	0.50
IVRCL Patiala Bathinda Tollways Limited ²	49,900	0.50	49,900	0.50	49,900	0.50
IVR Prime Developers (Tambram) Private Limited ²	10,000	0.10	10,000	0.10	10,000	0.10
IVRCL International FZE	-	-	1	1.28	1	1.28
IVRCL EPC Limited	5,000	0.50	-	-	-	-
		12,529.90		12,124.68		11,794.30
Provision for impairment in value of investment		(0.55)		(1.83)		(1.78)
		12,529.35		12,122.85		11,792.52
(ii) Associate Bodies Corporate						
IVRCL International Infrastructures & Projects LLC (Face Value of Dhs.1,500 each)	49	0.91	49	0.91	49	0.91
		0.91		0.91		0.91
II. Other than equity instrument						
(i) Partnership Firm (Joint Venture)						
Bhanu IVRCL Associates (50:50 Share between the Company and Bhanu Construction Co. Limited respectively)		0.01		0.01		0.01
LIVRCL -Tantia Joint Venture(AOP) (50:50 Share between the Company and Tantia Construction Co. Limited respectively)		0.20		0.20		0.20
		0.21		0.21		0.21
Provision for impairment in value of investment		(0.21)		-		-
		-		0.21		0.21
(ii) Investment in Joint Venture						
IVRCL - Navayuga & Sew (JV)		80.49		78.02		95.36
IVRCL, Sew & Prasad (JV)		34.87		22.73		62.96
IVRCL-CR18G (JV) Hyderabad		35.67		47.23		41.91
IVRCL - SUSHEE (JV)		1.93		2.90		2.89

Notes forming part of Financial Statements

(All Amounts ₹ in million, unless otherwise stated)



	As At March 31, 2017		As At March 31, 2016		As At April 1, 2015	
	No.	Amount	No.	Amount	No.	Amount
IVRCL - BPL -UCC - JV		2.88		2.88		2.82
IVRCL - RTE JV		0.03		0.04		-
IVRCL-KMB-HDO JV		5.24		5.20		0.97
IVRCL - RTE (JV)		0.02		0.02		0.02
B. Others - Unquoted (valued at fair value through profit and loss)		161.13		159.02		206.93
(i) Equity Shares						
Telcon Ecoroad Resurfaces Private Limited (Face Value of ₹ 100 each)	2,40,000	24.00	2,40,000	24.00	2,40,000	24.00
Rayalseema Expressway Private Limited	19,290	0.19	19,290	0.19	19,290	0.19
Tamilnad Mercantile Bank Limited	12,525	0.21	25	0.21	25	0.21
IOTL Utkal Energy Services Limited ²	9,70,00,000	302.79	9,70,00,000	302.79	9,70,00,000	302.80
Viva Infrastructures Private Limited	50,000	0.50	50,000	0.50	50,000	0.50
Paresh Infrastructure Private Limited	4,900	0.05	4,900	0.05	4,900	0.05
Provision for impairment in value of investment		327.74 (22.20)		327.74 (22.20)		327.75 (22.20)
C. Investment in Mutual Funds (valued at fair value through profit and loss)		305.54		305.54		305.55
Union Bank of India Tax Saver Scheme		2.00		2.00		2.00
		12,998.93		13,248.06		12,965.65

	As At March 31, 2017	As At March 31, 2016	As At April 1, 2015
Aggregate amount of quoted investment (before provision)	657.53	657.53	657.53
Aggregate market value thereof	376.95	419.94	618.96
Aggregate amount of unquoted investment	13,021.89	12,614.56	12,332.09

The movement in Provision is as follows:

	As At March 31, 2017	As At March 31, 2016	As At April 1, 2015
Balance as at beginning of the year	24.03	23.98	-
Allowance for expected diminution in value during the year	657.73	0.05	23.98
Investment written off during the year	1.27	-	-
Balance as at end of the year	680.49	24.03	23.98

Note:

5.1 As per the term of Corporate Date Restructuring (CDR), the company is required to obtain prior approval of CDR Empowered Group (CDR EG) before divestment of any investment. However, in respect of certain specified investment, the CDR package envisage constitution of an Asset Sale Committee (ASC) for divestment of investments wherein prior approval of CDR EG is not required if such divestment is covered by ASC.

- Investment covered by ASC
- Pledged against the money borrowed by the Company, Subsidiaries and Associates (Refer Note 70).

Notes forming part of Financial Statements

(All Amounts ₹ in million, unless otherwise stated)



6. Trade Receivables - Long Term (Refer Note 40, 49, 61 & 67)

	As At March 31, 2017	As At March 31, 2016	As At April 1, 2015
(a) Trade Receivables - Unsecured			
Considered Good	3,408.55	3,423.83	3,160.60
Considered Doubtful	2,264.08	1,321.00	877.44
	5,672.63	4,744.83	4,038.04
Less: Allowance for Trade Receivables	2,264.08	1,321.00	877.44
	3,408.55	3,423.83	3,160.60

The movement in Provision is as follows:

	As At March 31, 2017	As At March 31, 2016	As At April 1, 2015
Balance as at beginning of the year	1,321.00	877.44	-
Allowance for doubtful receivables	943.08	443.56	877.44
Trade receivables written off during the year	-	-	-
Balance as at end of the year	2,264.08	1,321.00	877.44

7. Loans (Unsecured, considered good)

	As At March 31, 2017	As At March 31, 2016	As At April 1, 2015
Loans to Related Parties (Refer note 67 & 67.5)	624.78	646.39	612.25
	624.78	646.39	612.25

8. Others financial assets

	As At March 31, 2017	As At March 31, 2016	As At April 1, 2015
(a) Non - Current Bank Balances			
Deposit with maturity Year of more than 12 months	2.20	9.52	13.34
(b) Other Recoverable from contractee / clients (unsecured) (Refer note 40)			
Considered Good	8,608.52	7,417.98	5,584.06
Considered Doubtful	161.70	161.70	-
	8,770.22	7,579.68	5,584.06
Less : Allowance for Doubtful Recoverable	161.70	161.70	-
	8,608.52	7,417.98	5,584.06
(c) Interest accrued on loans and advances (Refer note 67)	33.78	33.78	33.99
	8,644.50	7,461.28	5,631.39

The movement in Provision is as follows:

	As At March 31, 2017	As At March 31, 2016	As At April 1, 2015
Balance as at beginning of the year	161.70	-	-
Allowance for doubtful receivables during the year	-	161.70	-
Trade receivables written off during the year	-	-	-
Balance as at end of the year	161.70	161.70	-

Notes forming part of Financial Statements

(All Amounts ₹ in million, unless otherwise stated)



9 Deferred Tax Asset (net) (Refer note 39 & 58)

	As At March 31, 2017	As At March 31, 2016	As At April 1, 2015
(a) Deferred Tax Liabilities			
Timing difference on account of Depreciation and Amortisation	(0.61)	-	(359.17)
Financial Instruments	(172.61)	(159.85)	(148.03)
Others	(9.77)	(9.77)	(9.77)
(b) Deferred Tax Asset			
Provision for employee benefits	2,760.43	-	79.14
Allowance for Doubtful debts, Advances and Deposits	1,785.76	-	428.71
Business loss/Unabsorbed depreciation	5,025.02	-	-
Others	-	-	157.84
Other Comprehensive Income	64.34	54.62	59.26
Financial Instruments	270.89	221.80	177.55
	9,723.45	106.80	385.53

10. Other Non-Current Assets (Unsecured, considered good)

	As At March 31, 2017	As At March 31, 2016	As At April 1, 2015
(a) Capital Advances	2.79	21.40	22.59
(b) Security Deposit	49.00	52.17	55.04
(c) Tax deducted at Source and Advance Tax	675.09	1,389.57	1,469.28
(d) Receivable against sale of Development Rights (Refer note 26.1)	1,523.13	1,523.13	1,523.13
	2,250.01	2,986.27	3,070.04

11. Inventories

	As At March 31, 2017	As At March 31, 2016	As At April 1, 2015
At Project sites			
- Project Stores (at cost or under)	987.89	1,288.05	1,672.34
	987.89	1,288.05	1,672.34

12. Trade Receivables (Unsecured) (Refer note 40, 49, 61 & 67)

	As At March 31, 2017	As At March 31, 2016	As At April 1, 2015
(a) Considered good	13,899.93	17,259.78	19,141.28
(b) Considered doubtful	5,188.15	3,507.28	3,151.13
	19,088.08	20,767.06	22,292.41
Less: Allowance for doubtful debts	(5,188.15)	(3,507.28)	(3,151.13)
	13,899.93	17,259.78	19,141.28

The movement in Provision is as follows:

	As At March 31, 2017	As At March 31, 2016	As At April 1, 2015
Balance as at beginning of the year	3,507.28	3,151.13	-
Allowance for expected credit loss during the year	1,774.54	411.31	3,151.13
Trade receivables written off during the year	-	-	-
Provision written back	(93.67)	(55.16)	-
Balance as at end of the year	5,188.15	3,507.28	3,151.13

Notes forming part of Financial Statements

(All Amounts ₹ in million, unless otherwise stated)



13. Cash and cash equivalents

	As At March 31, 2017	As At March 31, 2016	As At April 1, 2015
Balances with Banks		-	-
Current Accounts (Refer note 49 & 61)	756.56	825.66	1,039.70
Deposits with maturity period of less than 3 months	31.76	5.73	9.22
Cash on Hand (Refer note 59 & 61)	4.97	6.15	8.45
	793.29	837.54	1,057.37

14. Bank balances other than above

	As At March 31, 2017	As At March 31, 2016	As At April 1, 2015
Earmarked Balances			
Margin Money Deposit (Refer note 14.1)	6.79	6.64	6.64
Unpaid Dividend Account (Refer note 14.2)	1.75	2.16	3.82
Share Application Money Refund	-	0.48	0.48
Term Deposits with maturity period of more than 3 months but less than 12 months	410.64	122.63	174.97
	419.18	131.91	185.91

14.1 Margin Money Deposit represents deposit with banks against guarantees issued by them.

14.2 Unpaid Dividend Account represents Cash and cash equivalent deposited in unpaid dividend account and are not available for use by the company other than for specific purpose.

15. Loans (Unsecured)

	As At March 31, 2017	As At March 31, 2016	As At April 1, 2015
Loans and Advances to Related Parties# (Refer Note 41, 43, 61 & 67)			
Subsidiaries	4,942.48	4,914.44	5,214.95
Associates	26.93	29.93	28.17
Joint Ventures	825.50	884.01	817.67
Directors (Refer Note 50)	6.88	25.57	38.98
	5,801.79	5,853.95	6,099.77
Considered Good	5,375.78	5,689.27	5,936.30
Considered Doubtful	426.01	164.68	163.47
	5,801.79	5,853.95	6,099.77
Less: Allowance for Doubtful Loans & Advances	426.01	164.68	163.47
	5,375.78	5,689.27	5,936.30

For loan details refer note 67.5

The movement in Provision is as follows:

	As At March 31, 2017	As At March 31, 2016	As At April 1, 2015
Balance as at beginning of the year	164.68	163.47	-
Allowance for doubtful debts/advances	261.33	1.21	163.47
Balance as at end of the year	426.01	164.68	163.47

Notes forming part of Financial Statements

(All Amounts ₹ in million, unless otherwise stated)



16. Other financial assets

	As At March 31, 2017		As At March 31, 2016		As At April 1, 2015	
	No.	Amount	No.	Amount	No.	Amount
(a) Non Current Assets Held For Sale						
I. Investment in Subsidiary & Associate Companies (refer note 42)						
(i) Equity Shares (Unquoted, face value of ₹ 10 each)						
IVRCL Chengapalli Tollways Limited ¹	21,754,260	2,285.53	21,754,260	2,285.53	21,754,260	2,079.63
Salem Tollways Limited ¹	51,303,160	489.50	51,303,160	489.50	51,303,160	489.50
Kumarpalyam Tollways Limited ¹	37,571,600	2,220.50	37,571,600	2,220.50	37,571,600	2,205.50
(ii) Preference Shares						
Salem Tollways Limited (7% Cumulative Redeemable Preference Shares of Face Value of ₹ 100 each) ¹	5,000,000	500.00	5,000,000	500.00	5,000,000	500.00
Provision for impairment in value of Investment		(200.00)		(200.00)		(200.00)
		5,295.53		5,295.53		5,074.63
		1,892.26		1,804.26		1,492.86
		7,187.79		7,099.79		6,567.49
Loans and Advances Pertaining to Non-Current Assets Held For Sale						
	12,350,000	247.00	12,350,000	247.00	12,350,000	247.00
II. Investment in Associate Companies (refer note below 16.1)						
(i) Equity Shares (Unquoted, face value of ₹ 10 each)						
Sushee - IVRCL Arunachal Highway Limited (face value of ₹ 10 each) ¹	88,413	131.03	88,413	131.03	88,413	131.03
III. Investment in other Companies						
Rayalseema Expressway Private Limited (Debentures Face Value of ₹ 1,482 each)		378.03		378.03		378.03
		7,565.82		7,477.82		6,945.52

16.1 The company has entered into share purchase agreement with two buyer Companies for sale of equity shares and Debenture/equity shares on conversion of such debentures into equity respectively on achieving COD of the respective project implemented by such companies. The Company has received equal amount of advance against sale of such investment from the respective buyer companies, such advance is classified under liability held for sale. (Refer note 25).

¹ Pledged against the money borrowed by the Company, Subsidiaries and Associate (Refer Note 70).

17. Current Tax Assets (Net)

	As At March 31, 2017		As At March 31, 2016		As At April 1, 2015	
	March 31, 2017	March 31, 2016	March 31, 2016	April 1, 2015	March 31, 2016	April 1, 2015
Income Tax Receivable	-	-	259.74	376.09	259.74	376.09
			259.74	376.09	259.74	376.09

Notes forming part of Financial Statements

(All Amounts ₹ in million, unless otherwise stated)



18. Other Current Assets (Unsecured, considered good)

	As At March 31, 2017	As At March 31, 2016	As At April 1, 2015
(a) Advance to Sub Contractors and Suppliers (refer note 47 & 67)			
Unsecured, Considered Good	1,911.10	2,277.79	2,469.65
Unsecured, Considered doubtful	151.62	151.73	150.03
	2,062.72	2,429.52	2,619.68
Less: Allowance for Doubtful Advances	151.62	151.73	150.03
	1,911.10	2,277.79	2,469.65
(b) Others			
Unsecured, Considered Good	4.11	28.18	95.56
Unsecured, Considered Doubtful	97.23	99.42	20.33
Less: Allowance for Doubtful Advances	101.34	127.60	115.89
	97.23	99.42	20.33
	4.11	28.18	95.56
(c) Other Deposits	548.41	312.44	330.63
(d) Balances with Statutory / Government Authorities			
Considered Good	2,166.55	2,196.00	2,303.48
Considered Doubtful	281.91	280.50	279.98
Less: Allowance for Doubtful Advances	2,448.46	2,476.50	2,583.46
	281.91	280.50	279.98
	2,166.55	2,196.00	2,303.48
(e) Prepaid Expenses	27.80	46.57	101.36
(f) Unbilled Revenue (Refer Note 40, 46 & 60)	15,054.15	14,765.43	17,068.41
	19,712.12	19,626.41	22,369.09

The movement in Provision is as follows:

	As At March 31, 2017	As At March 31, 2016	As At April 1, 2015
Balance as at beginning of the year	531.64	450.34	-
Allowance for doubtful debts / advances during the year	(0.87)	81.30	450.34
Trade receivables written off during the year	-	-	-
Balance as at end of the year	530.77	531.64	450.34

Notes forming part of Financial Statements

(All Amounts ₹ in million, unless otherwise stated)



19. Share Capital

Particulars	As At March 31, 2017		As At March 31, 2016		As At April 1, 2015	
	No. of Shares	Amount	No. of Shares	Amount	No. of Shares	Amount
Authorised :						
Equity shares of ₹ 2 each	1,62,50,00,000	3,250.00	1,62,50,00,000	3,250.00	1,62,50,00,000	3,250.00
Preference shares of ₹ 2 each	2,50,00,00,000	50.00	2,50,00,00,000	50.00	2,50,00,00,000	50.00
	1,65,00,00,000	3,300.00	1,65,00,00,000	3,300.00	1,65,00,00,000	3,300.00
Issued, Subscribed and Paid up						
Equity shares of ₹ 2 each fully paid up	78,28,97,692	1,565.80	72,86,83,370	1,457.37	45,91,38,722	918.28
	78,28,97,692	1,565.80	72,86,83,370	1,457.37	45,91,38,722	918.28

19.1 Reconciliation of the number of and amount of shares outstanding at the beginning and at the end of the reporting Year

Particulars	As At March 31, 2017		As At March 31, 2016		As At April 1, 2015	
	No. of Shares	Amount	No. of Shares	Amount	No. of Shares	Amount
At the beginning of the Year	72,86,83,370	1,457.37	45,91,38,722	918.28	30,68,86,648	613.77
Add : Issued during the Year (Refer note 19.4)	5,42,14,322	108.43	26,95,44,648	539.09	15,22,52,074	304.51
Outstanding at the end of the Year	78,28,97,692	1,565.80	72,86,83,370	1,457.37	45,91,38,722	918.28

19.2 Terms/Rights attached to Equity shares

The equity shares of the Company having par value of ₹ 2 per share rank pari passu in all respect including voting right and entitlement to dividend. Repayment of the capital in the event of the winding up of the Company will inter alia be subject to the provisions of the Companies Act, 2013, the Articles of the Association of the Company or as may be determined by the Company in general meeting prior to such winding up.

19.3 Shareholders holding more than 5% shares of the Company

Name of the Share Holder	No of Shares as at March 31, 2017	% Shareholding	No of Shares as at March 31, 2016	% Shareholding	No of Shares as at March 31, 2015	% Shareholding
ICICI Bank Ltd	6,27,30,774	8.01	6,29,61,203	8.64	2,25,74,134	4.92
Indian Overseas Bank	6,25,47,429	7.99	6,25,47,429	8.58	2,12,88,504	4.64
Canara Bank	5,55,20,959	7.09	5,55,20,959	7.62	1,90,95,631	4.16
IDBI Bank Ltd	5,28,10,191	6.75	3,09,50,522	4.25	1,90,46,836	4.15
State Bank of India	4,94,09,934	6.31	4,94,09,934	6.78	1,63,25,019	3.56
Andhra Bank	3,72,04,623	4.75	3,72,04,623	5.11	1,38,61,950	3.02

19.4 54,214,322 nos. of equity shares have been allotted to the lender banks pursuant to scheme of Corporate Debt Restructuring and Strategic Debt Restructuring converting a debt amounting to ₹ 833.81 million into equity share capital (including securities premium). (Refer Note 38)

19.5 Details of shares Reserved for issue under option

(a) For details of shares reserved for issue under Employee Stock Options (ESOP) plan of the Company, (Refer Note 53).

Notes forming part of Financial Statements

(All Amounts ₹ in million, unless otherwise stated)



21. Long-Term Borrowings (Refer Note 38, 45, 49 & 61)

Particulars	As At March 31, 2017		As At March 31, 2016		As At April 1, 2015	
	Non-Current	Current Maturities	Non-Current	Current Maturities	Non-Current	Current Maturities
i) Secured						
(a) Debentures						
12.15% Redeemable, Non-Convertible Debentures [Refer 21.1 (a)]	-	2,000.00	-	2,000.00	-	2,000.00
(b) Term Loans						
From Banks						
Working Capital Term Loan I [Refer Note 21.1(b)]	4,594.09	10,719.55	9,210.17	6,185.56	12,516.26	658.75
Working Capital Term Loan II [Refer Note 21.1(c)]	918.60	2,143.41	1,837.20	1,224.80	2,936.86	154.57
Priority Debt [Refer Note 21.1(d)]	669.89	548.09	852.58	365.39	637.47	112.49
Term Loan [Refer Note 21.1(e)]	2,628.21	1,465.19	2,892.16	1,356.87	3,066.29	1,122.99
From Others [Refer Note 21.1(f)]	1,203.26	133.70	1,281.52	67.45	1,208.74	-
(c) Earth Moving Equipment and Vehicle Loans [Refer Note 21.1(g)]						
From Others	-	-	-	-	-	43.13
ii) Unsecured						
Term Loan from						
Banks (Refer Note 44)	-	600.00	-	600.00	-	600.00
Others	-	72.53	-	80.68	54.22	62.79
	10,014.05	17,682.47	16,073.63	11,880.75	20,419.84	4,754.72

Notes forming part of Financial Statements

(All Amounts ₹ in million, unless otherwise stated)



21.1 Terms of Security, interest and repayment

(a) 12.15% Non-Convertible Debentures –

2,000 Debentures of ₹ 1,000,000 each issued to Life Insurance Corporation of India during the year 2008-09. The debentures were due for redemption at the end of five years (i.e., December 19, 2013) from the date of allotment. The debentures are secured by way of first pari passu charge over certain specific fixed assets including immovable properties of the Company. IDBI Trusteeship Services Limited, Mumbai were the trustees for the debenture holders in respect of the non-convertible debentures.

Details of defaults in repayment of Non-Convertible Debentures and interest as on the Balance Sheet date

	Period of default (in days)	₹ in million
Principal	1199	2,000.00
Interest	1 - 183	196.06
	184 - 366	76.20
	367 - 733	255.11
	734 - 1098	249.66
	1099 - 1382	244.84

(b) Working Capital Term Loan - I

WCTL - I is secured by first pari passu charge on fixed assets excluding the exclusive security given to various lenders (WCTL - I amounting to ₹ 1,754.50 million is further secured by first and exclusive charge on all present and future fixed assets and current assets, except lease rights of the lease hold land of IVRCL TLT Private Limited, a subsidiary of the company), book debts beyond the cover period and non-current assets excluding retention money and investments. Second pari passu on entire stocks, book-debts upto cover period, unbilled revenue, retention money and any current assets as per audited balance sheet both present and future.

WCTL - I is repayable after a moratorium of 25 months from COD in 31 structured quarterly installments, commencing from quarter ending March 31, 2016. WCTL - I carries rate of interest SBI Base Rate plus 1.25% p.a. from cut-off date with annual reset.

Details of defaults in repayment of WCTL - I and interest as on the Balance Sheet date

	Period of default (in days)	₹ in million
Principal	1 - 91	2,670.27
	183 - 275	2,670.27
	366	762.94
Interest	1 - 91	636.11
	122 - 275	910.05
	305 - 456	977.25

(c) Working Capital Term Loan - II

WCTL - II is secured by first pari passu charge on entire stocks, book-debts upto cover period, unbilled revenue, retention money and any current assets as per audited balance sheet both present and future, second pari passu charge on fixed assets, book debts beyond the cover period and non-current assets excluding retention money and investments both present and future.

WCTL - II is repayable after a moratorium of 25 months from COD in 31 structured quarterly installments, commencing from quarter ending March 31, 2016. WCTL - II carries rate of interest SBI Base Rate plus 1.25% p.a. from cut-off date with annual reset.

Notes forming part of Financial Statements

(All Amounts ₹ in million, unless otherwise stated)



Details of defaults in repayment of WCTL - II and interest as on the Balance Sheet date

	Period of default (in days)	₹ in million
Principal	1 - 91	535.52
	183 - 275	535.52
	366	153.01
Interest	1 - 91	130.70
	122 - 275	185.05
	305 - 456	139.74

(d) Priority Debt

₹ 1,217.98 million (₹ 1,217.98 million) has been availed out of ₹ 1,750.00 million Priority Debt sanctioned. Priority Debt is repayable in 21 structured quarterly instalments, commencing from quarter ending March 31, 2016. Priority Debt carries rate of interest SBI Base Rate plus 2.00% from cut-off date with annual reset.

Priority Debt is secured by first pari passu charge on fixed assets excluding the exclusive security given to various lenders, book debts beyond the cover period and non-current assets excluding retention money and investments. Second pari passu on entire stocks, book-debts upto cover period, unbilled revenue, retention money and any current assets as per audited balance sheet both present and future.

Details of defaults in repayment of Priority Debt and interest as on the Balance Sheet date

	Period of default (in days)	₹ in million
Principal	1 - 91	91.37
	183 - 275	91.37
	366	182.71
Interest	1 - 91	56.24
	122 - 275	80.50
	305 - 457	98.86

(e) Term Loans from Banks

(i) ICICI Bank

The loan amount of ₹ 1,659.52 million, is secured by first and exclusive hypothecation charge over specific fixed assets of the Company including freehold land. The rate of interest is SBI Base Rate plus 1.25% p.a. The loan is repayable after a moratorium of 28 months from cut-off date in 30 structured quarterly instalments commencing from quarter ending June 30, 2016.

(ii) IndusInd Bank

The loan amount of ₹ 714.20 million (₹ 714.20 million), is secured by equitable mortgage of land and pledge of certain equity shares held in subsidiaries, as per the terms of sanction letter. The rate of interest is SBI Base Rate plus 1.25% from cut-off date with annual reset. The loan is repayable after a moratorium of 28 months from cut-off date in 30 structured quarterly instalments commencing from quarter ending June 30, 2016.

(iii) Punjab & Sind Bank

Secured by first and exclusive hypothecation charge over specific fixed assets of the Company. The rate of interest is Base Rate plus 1.50% p.a. The balance outstanding as at March 31, 2017 is ₹ 50.55 million, which is overdue.

Notes forming part of Financial Statements

(All Amounts ₹ in million, unless otherwise stated)



(iv) AXIS Bank

The loan amount of ₹ 296.50 million carries rate of interest SBI Base Rate plus 1.25% p.a. from cut-off date with annual reset. Out of loan amount of ₹ 296.50 million, ₹ 46.50 million was secured by specific equipments. The loan is repayable after a moratorium of 28 months from cut-off date in 30 structured quarterly installments commencing from quarter ending June 30, 2016.

(v) Nova Scotia

The loan amount of ₹ 250.00 million carries rate of interest of SBI Base Rate plus 1.25% p.a. from cut-off date with annual reset and is secured by mortgage of freehold land. The loan is repayable after a moratorium of 28 months from cut-off date in 30 structured quarterly installments commencing from quarter ending June 30, 2016.

	Period of default (in days)	₹ in million
Principal	1 - 91	98.57
	183 - 275	98.57
	822	1,036.55
Interest	1 - 93	324.97
	122 - 275	386.17
	305 - 456	555.88
	457 - 610	31.09
	641 - 822	46.00

(vi) Standard Chartered Bank (External Commercial Borrowings)

Secured by first charge on exclusive hypothecation of construction equipment procured out of loan amount. The details for each disbursement are as under:

S. No.	Outstanding as on March 31, 2017		Installment Due	Period of Default w.r.t Balance Sheet Date (in months)	Rate of Interest p.a.	Period of default (in months)	Interest Due (₹ in million)
	USD (million)	INR (million)					
1	2.50	162.10	8 equal Quarterly instalments of USD 0.313 million each	28	8.90%	41	54.68
2	1.37	88.73	4 equal Quarterly instalments of USD 0.343 million each	34	9.38%	42	32.07
3	1.72	111.44	11 equal Quarterly instalments of USD 0.156 million each	38	9.50%	35	34.10
4	3.75	243.14	12 equal Quarterly instalments of USD 0.313 million each	32	9.85%	44	95.65
5	2.03	131.70	13 equal Quarterly instalments of USD 0.156 million each	34	9.85%	43	50.28
	11.37	737.11					266.78

(f) Term Loans from Others

(i) TATA Capital Financial Services Limited

The loan amount of ₹ 133.33 million is secured by mortgage of freehold non-agricultural land. The rate of interest is SBI Base Rate plus 1.25% from cut-off date with annual reset. The loan is repayable after a moratorium of 28 months from cut-off date in 30 structured quarterly instalments commencing from quarter ending June 30, 2016.

Notes forming part of Financial Statements

(All Amounts ₹ in million, unless otherwise stated)



(ii) SREI Equipment Finance Private Limited

The loan amount of ₹ 1,203.63 million (₹ 1,215.62 million) is secured by first charge by way of hypothecation of specific movable assets. The rate of interest is SBI Base Rate plus 1.25% from cut-off date with annual reset. The loan is repayable after a moratorium of 28 months from cut-off date in 30 structured quarterly instalments commencing from quarter ending June 30, 2016.

(g) Equipment Loans from Banks and Non-Banking Financial Companies (NBFCs)

Equipment loans are secured by first charge and hypothecation of specified machinery, equipment and vehicles. Such loans are repayable within one year and carry interest rate ranging from 8.50% to 13.50% p.a.

22. Provisions

Particulars	As At March 31, 2017		As At March 31, 2016		As At April 1, 2015	
	Long-Term	Short-Term	Long-Term	Short-Term	Long-Term	Short-Term
(a) Gratuity (Refer note 54)	29.06	38.41	47.47	47.23	46.20	54.42
(b) Compensated Absences	66.32	83.71	59.95	81.53	73.11	104.41
(c) Provision for foreseeable losses	-	1,329.00	-	985.80	-	985.80
	95.38	1,451.12	107.42	1,114.56	119.31	1,144.63

23. Borrowings (Refer Note 38,49 & 61)

Particulars	As At March 31, 2017		As At March 31, 2016		As At April 1, 2015	
Secured						
Loans repayable on demand from Banks (Secured)						
(a) Cash Credits and Working Capital Demand Loans from consortium of Banks	21,809.84		18,644.93		13,962.57	
(b) Project - Specific Working Capital Loans	584.67		526.64		5,806.70	
(c) Funded Interest Term Loan	88.14		642.82		605.86	
		22,482.65		19,814.39		20,375.13
Unsecured						
(a) Buyers' Credit	-		-		28.10	
(b) Others	1,432.02		1,290.11		1,162.26	
(c) Working Capital Demand Loans and other credit facilities from Banks	1,863.08		548.99		35.28	
		3,295.10		1,839.10		1,225.64
		25,777.75		21,653.49		21,600.77

Notes forming part of Financial Statements

(All Amounts ₹ in million, unless otherwise stated)



23.1 Cash Credits and Working Capital Demand Loan from Consortium Banks

Cash Credits and Working Capital Demand Loans are secured by hypothecation of book debts, inventories and other current assets (excluding those charged to lenders of specific-funding projects). Further these loans are secured by mortgage of property in Land and Buildings owned by the Company ranking pari passu among the consortium banks aggregating to ₹ 101.54 million and lien of the Fixed Deposit of ₹ 4.20 million. The loans are Second Charged on current assets of the specific-funding projects on reciprocal basis. The borrowings carry interest rate ranging from 10.55% to 14.00% p.a.

23.2 Project Specific Working Capital Loan from Banks

Project Specific Working Capital Loan from Banks are secured by hypothecation of book debts and inventory and other current assets of respective projects.

	Period of default (in days)	₹ in million
Principal	< 1 Year	1,680.93
	1-2 Years	5,831.40
	2-3 Years	195.52
	4 Years	178.16
Interest	1 - 91 days	308.29
	122 - 275 days	306.15
	305 - 549 days	638.76

23.3 Funded Interest Term Loan

The interest due and accrued on Term Loan, Non-Convertible Debentures, Short Term Loans, Equipment Term Loans, CGTL, WCTL-I, WCTL-II facilities from Cut-off-Date to till September 30, 2015 to be funded and converted into a Funded Interest Term Loan. The proposed FITL along with accrued interest to be converted into equity based on the prevailing CDR regulatory guide lines. Out of the proposed FITL the company converted into equity amounting to ₹ 559.80 million during the year and balance left over in the FITL account subsequently into equity.

	Period of default (in days)	₹ in million
Principal	336	35.48
	549	1.46
Interest	1 - 91	2.69
	122 - 275	4.32
	305 - 366	2.61

24. Trade Payables (Refer note 48, 49, 61, 66 & 67)

Particulars	As At March 31, 2017	As At March 31, 2016	As At April 1, 2015
(i) Total outstanding dues to Micro, Small and Medium enterprise	3.86	6.86	16.34
(ii) Other outstanding dues of creditors other than Micro, Small and Medium enterprise	14,236.78	14,141.74	14,700.98
	14,240.64	14,148.60	14,717.32

Notes forming part of Financial Statements

(All Amounts ₹ in million, unless otherwise stated)



25. Other Financial Liabilities

Particulars	As At	As At	As At
	March 31, 2017	March 31, 2016	April 1, 2015
(a) Current maturities of Long-Term Borrowings (Refer note 21, 38, 44 & 49)	17,682.47	11,880.75	4,754.73
(b) Interest accrued but not due on Borrowings	-	-	-
(c) Interest accrued and due on Borrowings (Refer note 49)	7,100.18	3,122.30	1,609.02
(d) Payable to Related Parties			
- Subsidiaries	167.64	341.17	89.12
- Joint Ventures	376.80	690.70	421.58
(e) Payables on purchase of Fixed Assets	0.57	0.81	2.49
(f) Accrued salaries and Employee Benefits	433.36	535.80	554.89
(g) Interest on amounts due to Micro and Small and medium Enterprises (Refer note 66)	4.84	3.54	11.58
(h) Liabilities related with non-current asset held for Sale (Refer note 16 & 42)	1,628.03	1,628.03	1,070.22
(i) Liability towards Investors Education Fund under Section 205C of the Companies Act, 1956			
- Unclaimed Dividends	1.75	2.18	3.85
	27,395.64	18,205.28	8,517.47

25.1 Other financial liabilities held for sale includes secured loan of ₹ 400.00 million from TATA Capital Financial Services Limited. Security terms are as given below:

Secured by pledge of shares of following subsidiaries and subservient charge on the current assets.

- (i) 29.70% shares of Salem Tollways Limited
- (ii) 23% stake in Kumarpalyam Tollways Limited.

The loan is repayable in one installment. The rate of interest is 14.25% p.a. and the balance outstanding as at March 31, 2017 is ₹ 400.00 million (₹ 400.00 million).

25.2 Current maturities of long term borrowings includes continuing defaults as at March 31, 2017 in respect of Union Bank of India (Original loan of ₹ 1,000.00 million) loan amount of ₹ 985.50 million repayable after moratorium period of one year in four equal installments of ₹ 250.00 million each commencing from March 31, 2014. The rate of interest is base rate plus 4% p.a. The loan is secured by first charge on the immovable properties of the Company for ₹ 400.00 million and the remaining balance of ₹ 600.00 million is secured by land belonging to RIHIM Developers Private Limited, wholly owned subsidiary of the Company. Union Bank of India has initiated recovery proceedings against the Company under the Securitization and Reconstruction of Financial Assets and Enforcement of Security Interest Act, 2002 in respect of outstanding loan aggregating to ₹ 1,308.30 million including interest payable.

26. Other Current Liabilities - Non Financial Liabilities

Particulars	As At	As At	As At
	March 31, 2017	March 31, 2016	April 1, 2015
(a) Advances received from Contractee-Clients (Refer note 67)	3,605.23	5,450.54	7,125.60
(b) Amounts payable in respect of Development Rights (Refer note 26.1)	1,446.53	1,446.53	1,446.53
(c) Statutory Remittances	1,218.52	1,381.10	1,467.60
(d) Interest accrued on others	418.05	408.20	437.60
(e) Payable to Directors	17.57	24.80	-
	6,705.90	8,711.17	10,477.33

26.1 Amount payable is pertaining to land parcels/development rights sold in earlier years. The Company has obligation to pay the consideration to original allotting authority, If the buyer fails to make payment to the authority. Company is entitled to recover such payments from the buyer. So far the Company has not received any demand from the authority in respect of any demand/liability not paid by the buyer. However, as a matter of prudence the liability payable and corresponding recoverables has been recognized in the books.

Notes forming part of Financial Statements

(All Amounts ₹ in million, unless otherwise stated)



27. Revenue from Operations (Refer note 65 & 67)

Particulars	Year Ended March 31, 2017	Year Ended March 31, 2016
(a) Construction Revenue	20,022.94	23,452.05
Add: Company's share of profit/(loss) in Joint Ventures	(13.05)	87.24
	20,009.89	23,539.29
(b) Other operating income	142.71	77.49
	20,152.60	23,616.78

28. Other Income

Particulars	Year Ended March 31, 2017	Year Ended March 31, 2016
(a) Interest Income		
Loans and Advances to Subsidiaries and Sub-contractors	-	25.52
Term Deposits with Banks	44.74	12.92
Finance income on unwinding of financial assets (Refer note 67)	36.87	34.14
(b) Dividend Income	0.10	0.02
(c) Liabilities no longer required written back	35.76	35.89
(d) Provisions written back	93.67	55.15
(e) Foreign Exchange Gain	27.41	0.74
(f) Rental Income from Investment Property	12.82	11.66
(g) Miscellaneous Income	138.02	59.56
	389.39	235.60

29. Cost of Construction Material Consumed (Refer note 64)

Particulars	Year Ended March 31, 2017	Year Ended March 31, 2016
Construction Stores, Spares and Materials Consumed		
Opening Stock	1,288.05	1,672.35
Add: Purchases	2,402.03	4,447.90
Less : Closing Stock	987.89	1,288.05
	2,702.19	4,832.20

30. Subcontracting Expenses (Refer note 67)

Particulars	Year Ended March 31, 2017	Year Ended March 31, 2016
Subcontractor's work bills	10,471.25	12,156.84
	10,471.25	12,156.84

31. Masonry labour and other Construction expense

Particulars	Year Ended March 31, 2017	Year Ended March 31, 2016
(a) Masonry and other works	3,181.27	4,868.31
(b) Indirect Taxes and Cess	563.07	787.72
(c) Machinery Hire Charges	339.20	819.63
(d) Repairs and Maintenance	-	-
Construction Machinery	103.74	198.28
Others	75.61	60.26
(e) Electricity and Water Charges	84.48	112.07
(f) Royalty	29.57	13.35
(g) Laboratory Testing Charges	8.29	12.97
(h) Other Construction Expenses	373.50	455.54
	4,758.73	7,328.13

Notes forming part of Financial Statements

(All Amounts ₹ in million, unless otherwise stated)



32. Employee Benefits Expense (Refer note 54 & 67)

Particulars	Year Ended March 31, 2017	Year Ended March 31, 2016
(a) Salaries, Wages and Bonus	1,099.39	1,253.50
(b) Contribution to Provident, Superannuation and Other Funds	116.31	132.66
(c) Staff Welfare Expenses	108.56	139.73
	1,324.26	1,525.89

33. Finance Cost (Refer note 54 & 65)

Particulars	Year Ended March 31, 2017	Year Ended March 31, 2016
(a) Interest Expense	6,620.64	6,474.24
(b) Other Borrowing Cost (Other Finance charges)	227.12	257.86
(c) Foreign Exchange Loss	-	43.90
	6,847.76	6,776.00

34. Other Expenses (Refer note 52)

Particulars	Year Ended March 31, 2017	Year Ended March 31, 2016
(a) Rent	79.68	96.30
(b) Office Maintenance	81.75	104.51
(c) Rates and Taxes	14.70	24.41
(d) Travelling and Conveyance (Refer note 65)	66.92	84.28
(e) Legal and Professional Charges (Refer note 65)	259.52	152.21
(f) Insurance	58.34	122.89
(g) Communication Expenses	21.26	28.48
(h) Printing and Stationery	12.19	14.94
(i) Tender Expenses	0.90	1.04
(j) Business Promotion	8.92	6.18
(k) Auditors' Remuneration (Refer note 63)	7.75	7.37
(l) Advertisement and Publicity	1.76	1.60
(m) Loss on Assets sold / discarded (Net)	19.47	14.00
(n) Provision for doubtful debts, advances and deposits (Refer note 67)	2,978.28	1,099.13
(o) Provision for Investments	657.73	-
(p) Provision for foreseeable losses	343.20	-
(q) Miscellaneous Expenses	7.72	6.39
	4,620.09	1,763.73

35. Explanation of transition to Ind AS:

As stated in Note 3.1, the Company's financial statements for the year ended March 31, 2017 are the first annual financial statements prepared by the Company in order to comply with Ind AS. The adoption of Ind AS was carried out in accordance with Ind AS 101, using April 1, 2015 as the transition date. The transition was carried out from Previous GAAP (based on the AS framework) to Ind AS. The effect of adopting Ind AS has been summarized in the reconciliations provided below.

Ind AS 101 generally requires full retrospective application of the Standards in force at the first reporting date. However, Ind AS 101 allows certain exemptions in the application of particular Standards to prior periods in order to assist companies with the transition process.

Notes forming part of Financial Statements

(All Amounts ₹ in million, unless otherwise stated)



Reconciliations: The accounting policies as stated above in Note 3 have been applied in preparing the financial statements for the year ended March 31, 2017, the financial statements for the year ending March 31, 2016 and the preparation of an opening Ind AS statement of financial position as at April 1, 2015. In preparing its opening Ind AS Balance Sheet and Statement of Profit and Loss for the year ended March 31, 2016, the Company has adjusted amounts reported in financial statements prepared in accordance with Previous GAAP

An explanation of how the transition from Previous GAAP to Ind AS has affected the Company's financial position, financial performance and cash flows is set out in the following tables:

i. Reconciliation of equity:

S. No.	Particulars	As At March 31, 2016	As At April 1, 2015
1.	Other equity as per Previous GAAP	3,046.67	10,444.05
2.	Adjustment in retained earning on transition date		
(i)	Adjustment on fair valuation of financial liabilities	279.70	279.70
(ii)	Adjustment on fair valuation of financial assets	(335.49)	(335.49)
(iii)	Actuarial gain/(loss) transferred to OCI	171.23	171.23
(iv)	Other adjustments	(73.95)	(73.95)
	Total (2)	41.49	41.49
3.	Other movements in other equity		
(i)	Adjustment on fair valuation of financial liabilities for the year	(83.60)	-
(ii)	Adjustment on fair valuation of financial assets for the year	22.33	-
(iii)	Actuarial gain for the year earlier credited to retained earning now transferred to OCI	(13.38)	-
(iv)	Other adjustments	(114.04)	(122.80)
	Total (3)	(188.69)	(122.80)
4	Other Equity as per Ind AS (1+2+3)	2,899.47	10,362.74
5	Equity Share Capital	1,457.37	918.28
	Total Equity as at the year end (4+5)	4,356.84	11,281.02

ii. Reconciliation of total comprehensive income:

Particulars	As At March 31, 2016
Profit for the year as per Previous GAAP	(10,604.39)
(i) Impact of measurement of financial instruments at fair value	(93.71)
(ii) Deferred tax adjustment on fair value measurement of financial instruments	32.43
(iii) Actuarial loss/(Gain) on defined obligation recognised in other comprehensive expenses	(13.39)
	(10,679.06)
Other Comprehensive Income (OCI)	
(iv) Actuarial Gain transferred to OCI (after tax)	8.76
Total Comprehensive Income as per Ind As	(10,670.30)

iii. Explanation of material adjustments to Statement of Cash Flows for the year ended March 31, 2016:

The transition from Previous GAAP to Ind AS has no material impact on the Statement of Cash Flows.

Notes forming part of Financial Statements

(All Amounts ₹ in million, unless otherwise stated)



iv. Exemptions availed on first time adoption of Ind AS 101:

On first time adoption of Ind AS, Ind AS 101 allows certain exemptions from the retrospective application of certain requirements under Ind AS. The Company has availed the following exemptions:

- There being no change in the functional currency of the Company, it has opted to continue with the carrying values measured under the previous GAAP and use that carrying value as the deemed cost for property, plant and equipment and intangible assets on the date of transition.
- The Company has opted to continue with the carrying values measured under the previous GAAP and use that carrying value as the deemed cost for investment in subsidiaries, associates and joint ventures on the date of transition to Ind AS.
- The Company has classified the financial assets and financial liabilities in accordance with Ind AS 109 Financial Instrument on the basis of facts and circumstances that existed at the date of transition to Ind AS.
- The company has elected not to apply IND AS 103 Business Combination retrospectively to past business combinations.
- Cumulative foreign currency translation differences that existed at the date of transition to Ind AS are reset to Zero by transferring it to retained earning.
- The Company has opted to continue with the accounting for exchange differences arising on long term foreign currency monetary items, outstanding as on the transition date, as per previous GAAP.

v. Reconciliation of Balance Sheet

	Notes	Balance Sheet As at March 31, 2016			Opening Balance Sheet As at April 1, 2015		
		Previous GAAP	Ind AS adjustments	Ind AS	Previous GAAP	Ind AS adjustments	Ind AS
I. Assets							
1. Non-current assets							
Property, plant and equipment	35(vii)(a)	3,927.84	(305.45)	3,622.39	4,768.32	(310.97)	4,457.35
Investment Property	35(vii)(a)	-	305.45	305.45	-	310.97	310.97
Financial assets							
Investments	35(vii)(b)	20,725.88	(7,477.82)	13,248.06	19,911.17	(6,945.52)	12,965.65
Trade Receivables		3,423.83	-	3,423.83	3,160.61	-	3,160.61
(i) Loans	35(vii)(c)	1,125.26	(478.87)	646.39	1,125.31	(513.06)	612.25
(ii) Other financial assets		7,461.28	-	7,461.28	5,631.39	-	5,631.39
(iii) Deferred Tax Assets (Net)	35(vii)(d)	-	106.80	106.80	306.52	79.01	385.53
Other non-current assets		2,986.27	-	2,986.27	3,070.04	-	3,070.04
2. Current assets							
Inventories		1,288.05	-	1,288.05	1,672.34	-	1,672.34
Financial assets:							
(i) Trade Receivables		17,259.78	-	17,259.78	19,141.28	-	19,141.28
(ii) Cash and cash equivalents		837.54	-	837.54	1,057.37	-	1,057.37
(iii) Bank balances other than (ii) above		131.91	-	131.91	185.91	-	185.91
(iv) Loans		5,689.27	-	5,689.27	5,936.30	-	5,936.30
(v) Other Financial Assets	35(vii)(b)	-	7,477.82	7,477.82	-	6,945.52	6,945.52
(vi) Current Tax Assets (Net)		259.74	-	259.74	376.09	-	376.09
Other current assets		19,626.41	-	19,626.41	22,369.08	-	22,369.09
Total assets		84,743.06	(372.07)	84,370.99	88,711.74	(434.05)	88,277.69

Notes forming part of Financial Statements

(All Amounts ₹ in million, unless otherwise stated)



	Notes	Balance Sheet As at March 31, 2016			Opening Balance Sheet As at April 1, 2015		
		Previous GAAP	Ind AS adjustments	Ind AS	Previous GAAP	Ind AS adjustments	Ind AS
II. Equity and liabilities							
Equity							
Equity share capital		1,457.37	-	1,457.37	918.28	-	918.28
Other equity	35(i)	3,046.65	(147.18)	2,899.47	10,444.05	(81.31)	10,362.74
Liabilities							
Non-current liabilities							
Financial liabilities							
(i) Borrowings		16,073.63	-	16,073.63	20,419.84	-	20,419.84
(ii) Other financial liabilities							
Provisions		107.42	-	107.42	119.31	-	119.31
Deferred tax liabilities (Net)		-	-	-	-	-	-
Current liabilities							
Financial liabilities:							
(i) Borrowings	35(vii)(c)	21,953.38	(299.89)	21,653.49	22,028.50	(427.74)	21,600.77
(ii) Trade Payables		14,148.60	-	14,148.60	14,717.32	-	14,717.32
(iii) Other financial liabilities		18,205.28	-	18,205.28	8,517.47	-	8,517.47
Other current liabilities	35(vii)(f)	8,636.17	75.00	8,711.17	10,402.33	75.00	10,477.33
Provisions		1,114.56	-	1,114.56	1,144.63	-	1,144.63
Current tax liabilities		-	-	-	-	-	-
Total equity and liabilities		84,743.06	(372.07)	84,370.99	88,711.74	(434.05)	88,277.69

vi. Reconciliation of Statement of Profit and Loss for the year ended March 31, 2016

	Notes	Previous GAAP	Ind AS adjustments	Ind AS
Income				
Revenue from operation		23,616.78	-	23,616.78
Other income	35(vii)(c)	201.46	34.14	235.60
Total Income		23,818.24	34.14	23,852.38
Expenses				
Cost of Construction Material Consumed		4,832.20	-	4,832.20
Sub contracting expenses		12,156.84	-	12,156.84
Masonry labour and other construction Expenses		7,328.13	-	7,328.13
Employee benefit expense	35(vii)(f)	1,512.50	13.39	1,525.89
Finance costs	35(vii)(c)	6,648.15	127.85	6,776.00
Depreciation and amortization expense		801.97	-	801.97
Other expenses		1,763.73	-	1,763.73
Total expenses		35,043.52	141.24	35,184.76
Loss before exceptional items and tax		(11,225.28)	(107.10)	(11,332.38)
Exceptional items		252.97	-	252.97
Loss before tax		(10,972.31)	(107.10)	(11,079.41)
Tax expenses				
Current Tax		674.44	-	674.44
Deferred Tax	35(vii)(f)	(306.52)	32.43	(274.09)
Net Loss for the year (A)		(10,604.39)	(74.67)	(10,679.06)

Notes forming part of Financial Statements

(All Amounts ₹ in million, unless otherwise stated)



	Notes	Previous GAAP	Ind AS adjustments	Ind AS
Other comprehensive income/(Expense) (B)		-	-	-
Items that will not be reclassified to profit or loss	35(vii)(f)	-	13.39	13.39
Income tax effect on above	35(vii)(f)		(4.63)	(4.63)
Other comprehensive income/(Loss) for the year		-	8.76	8.76
Total comprehensive income for the year (A+B)		(10,604.39)	(65.91)	(10,670.30)

vii. Explanatory Notes to the Reconciliations

- Under Ind AS, Investment Property are reclassified from Property, Plant and Equipment and presented separately.
- The investment in subsidiaries held for sale reclassified from Non current investment to Non current assets held for sale in accordance to Ind AS 105 'Non Current Assets held for sale'.
- Under Ind AS, loans are valued at fair value as compared to being carried at cost in the previous GAAP. This adjustment includes the difference between the book value and the fair value of an interest free loan or loan below market rate given/received from subsidiary Company which is adjusted in retained earnings on transition date. The interest on the fair value of this loan is recognised over the tenure of the loan using the EIR method.
- Deferred tax have been recognised on the adjustments made on transition to Ind AS.
- Prior period expenditure recognized on transition date.
- Under Ind AS, Actuarial gain and losses are recognised in the OCI net of deferred tax adjustments as compared to being recognised in the Statement of Profit and Loss under the previous GAAP.

36. Contingent Liabilities and commitments:

A. Contingent liabilities:

S. No.	Particulars	As at March 31, 2017	As at March 31, 2016	As at April 1, 2015
I	Claims against the Company not acknowledged as debt	6,382.30	5,796.48	2,732.38
II	Guarantees			
	a. Corporate guarantees extended on behalf of subsidiary Companies, Joint Ventures and associates.	39,048.99	40,303.90	37,464.91
	b. Letter of Credits, Bank Guarantees including performance bank guarantees issued by the banks on behalf of the Company.	17,455.03	22,637.63	26,813.75
III	Other money for which the Company is contingently liable			
	*Income-tax matters	-	-	-
	*Sales-tax / WCT / VAT matters	1,389.29	1,459.81	1,955.64
	*Excise/Service Tax matters	8,814.54	6,353.34	1,535.25
	Recompense payable (refer note 45)	3,478.10	2,585.00	1,646.60

* Including estimated interest / penalty as may be determined / levied on the conclusion of the matters.

Notes forming part of Financial Statements

(All Amounts ₹ in million, unless otherwise stated)



IV. Impact of pending legal cases

The company is party to several cases with contractee/clients as well as vendors/sub-contractors, pending before various forums /courts/ arbitration proceedings. It is not possible to make a fair assessment of the likely financial impact of these pending disputes/litigations until the cases are decided by the appropriate authorities.

The Company is also liable jointly and severally in respect of joint venture projects and liquidated damages in completion of projects.

B. Commitments

(₹ in million)

S. No.	Particulars	As at March 31, 2017	As at March 31, 2016	As at April 1, 2015
i	Estimated amounts of contracts to be executed on capital account (net of advance)	0.02	0.16	67.22
ii	Other commitments (Commitments towards investment in subsidiary)	-	985.31	973.71

Further, the Company has commitment for buy-back of Compulsorily Convertible Debentures (CCDs) aggregating to ₹ 2,500.00 million issued by two subsidiary companies to their lenders to part finance the projects of such subsidiary Companies. The indicative coupon rate is 11% p.a. payable half yearly subject to overall yield to lender @15.75% p.a. IVRCL Limited (the sponser) shall be liable to meet the obligation of making the coupon payment. The sponser shall have a call option and lenders a put option on the sponser for buy out the CCDs as per the terms specified.

37. During the year the Company has incurred a net loss of ₹ 1,313.71 million resulting in to accumulated losses of ₹ 21,729.94 million and substantial erosion of its Net worth. The Company has obligations towards borrowings aggregating to ₹ 53,474.26 million including an amount of ₹ 17,682.47 million falling due over next twelve months period, obligations pertaining to operations including unpaid creditors and statutory dues as at March 31, 2017. These matters require the Company to generate additional cash flows to fund the operations as well as other statutory obligations notwithstanding the current level of low operating activities and difficulties with respect to realisation of its current assets including litigation in various projects. As more fully described in the note 38, the lenders may exercise certain rights available to them as per Corporate Debt Restructuring/Strategic Debt Restructuring (CDR/SDR) including withdrawal of concessions earlier granted by them. The management of the Company believes to complete the divestment plan and meeting its obligations in due course of time with the help of new investor. Accordingly financial statements have been prepared on the basis that the Company is a Going Concern.
38. The Lenders of the Company had in earlier year approved a Corporate Debt Restructuring Scheme (CDR) with certain reliefs in relation to repayment timelines of loans and accumulated unpaid interest with certain conditions w.e.f June 30, 2014. The CDR required certain sacrifices and additional funding in the form of priority lending from Lenders and commitments from the promoters in terms of infusion of additional funds, sale of certain land parcels and divestment of stake in certain subsidiaries undertaking BOT and other projects. The efforts to raise additional funds, however, could not materialize and in the previous year the Joint Lenders have decided to adopt Strategic Debt Restructuring (SDR) in their meeting held on November 26, 2015, involving conversion of part of their debt into equity share capital to facilitate majority shareholding (i.e. more than 51%) by the Joint Lenders Forum (JLF).

The provisions of the SDR Scheme as introduced by the Reserve Bank of India (RBI) also require to transfer such shareholding with a minimum of 26% by banks to a new promoter within a stipulated time line of 18 months and taking over of the management control of the Company by such new promoter. Subsequent to the year-end, the stipulated timeline has ended on May 25, 2017 and no investor has come forward with a binding offer to acquire the lenders stake. The Company may be treated as a case of failed CDR and SDR and lenders may exercise certain rights available to them on such failure of CDR/ SDR including withdrawal/reversals of waivers/ reliefs earlier granted by them.

The management of the Company believes that the lenders have been approached by an investor with a non-binding offer to acquire the stake of the lenders. The management also believes to complete the divestment plan and meeting its obligations in due course of time with the help of such new investor. Accordingly financial statements have been prepared on the basis that the Company is a Going Concern.

Notes forming part of Financial Statements

(All Amounts ₹ in million, unless otherwise stated)



39. The Company has recognized deferred tax assets on account of carried forward unused tax losses and other taxable temporary differences aggregating to ₹ 9,570.59 million. Based on unexecuted orders on hand and expected future orders, the Management of the Company is confident that sufficient future taxable income will be available against which such deferred tax assets will be realised.
40. The Company, as at March 31, 2017, has certain trade receivables, unbilled revenue, security deposit, withheld and other deposits including bank guarantee encashed by the customers aggregating to ₹ 18,682.13 million which are subject matters of various disputes / arbitration proceedings / negotiations with the contractee/clients due to termination / fore closure of contracts and other disputes. The management of the Company is confident of positive outcome of litigations / resolutions of disputes and recovering the aforesaid dues.
41. The Company is party to financial guarantees aggregating to ₹ 13,042.88 million to the lenders of its two subsidiary Companies. The subsidiary Companies, Hindustan Dorr Oliver Limited and step down subsidiary HDO Technologiess Limited have defaulted in their loan obligations and a lender has invoked corporate guarantees and initiated recovery actions against the Company for ₹ 7,956.80 million in respect of guarantees extended / executed by the Company in favour of such lender. The Company is yet to assess the changes in risk / expected cash shortfall to determine expected credit loss allowance/ impairment to be recognized in respect of these financial guarantees. Subsequent to the year-end, a lender of these subsidiaries has initiated insolvency proceedings under the Insolvency and Bankruptcy Code, 2016 (the Code) against these subsidiaries and as a result National Company Law Tribunal (NCLT) has appointed an Interim Resolution Professional vide its order dated April 21, 2017 and April 28, 2017 in respect of Hindustan Dorr Oliver Limited and HDO Technologiess Limited respectively to carry out the functions under the Code. For the year ended, the company has made a provision for diminution in the value of investment and other recoverables & advances aggregating to ₹ 1,078.06 million.
42. The company had entered into definitive sale agreement with the strategic investor for disinvestment in BOT projects relating to Salem Tollways Limited, Kumarapalyam Tollways Limited and IVRCL Chengapalli Tollways Limited. The parties have in earlier year, agreed to extend and revise the key terms of the same. Up to March 31, 2017, the Company has received an amount of ₹ 850.00 million (against furnishing of Bank Guarantee for equivalent amount) from strategic investor as part of advance towards the share purchase consideration, which is refundable if the sale agreement is not proceeded. All conditions precedent to revised definitive agreement has been substantially completed. The sale consideration agreed for such divestment is lower than the carrying value of investments and outstanding advances. This will result into losses on divestment/diminution aggregating to ₹ 3,387.76 million as on March 31, 2017. No provision has been made in books of account in respect of such losses.
43. The Company has investment of ₹ 6,761.85 million and outstanding loans and advances of ₹ 4,322.33 million given to subsidiaries engaged in BOT and other projects, which are under disputes with the concessionaire, and other subsidiaries that have significant accumulated losses as at March 31, 2017. The management of the Company is at various stages of negotiation/communication/arbitration with respective contractee/clients of such subsidiaries engaged in BOT and other projects to recover the dues and cost incurred by the Company and taking necessary steps to turnaround the loss making subsidiary Companies. Considering the long-term nature of investments and in view of ongoing discussion, no provision has been considered necessary by the management in respect of impairment in the value of investment and loans and advances.
44. During the earlier year, the Union Bank of India has initiated recovery proceedings against the Company in respect of outstanding borrowings of ₹ 1,308.30 million, including interest, under the Securitization and Reconstruction of Financial Assets and enforcement of Security Interest Act, 2002.
45. The Company and the Corporate Debt Restructuring (CDR) lenders have executed a Master Restructuring Agreement (MRA) during an earlier year. The MRA gives a right to the lenders to get a recompense of their waivers and sacrifices made as part of the CDR proposals. The recompense payable by the Company is contingent upon various factors including improved performance of the Company and many other conditions. As at March 31, 2017 the aggregate indicative recompense of the CDR lenders as per the MRA is ₹ 3,478.10 million, payment of which is contingent on various factors including improved performance of the Company and many other conditions, the outcome of which is currently uncertain and hence the proportion of amount payable as recompense has been treated as contingent liability.
46. As at March 31, 2017 unbilled revenue amounting to ₹ 821.51 million, are outstanding in respect of projects having slow progress/ no billing for a long period of time for want of requisite funds and various other reasons. The management is hopeful of generating requisite finances and to resolve all the pending issues with contractee/clients to revive and recover the dues. In view of the above, such unbilled revenue have been considered good and fully recoverable by the management.

Notes forming part of Financial Statements

(All Amounts ₹ in million, unless otherwise stated)



47. As at March 31, 2017 various advances, aggregating to ₹ 849.54 million are outstanding for long period of time, which were given to various vendors/sub-contractors and other parties for various supplies/services to be made/provided. The management is confident that such advances are fully recoverable and no provision is considered necessary in respect of such advances.
48. Certain creditors (15 parties) have filed winding up petitions against the Company under section 433,434 and 439 of the Companies Act, 1956 before Hon'ble High Court of Telengana & Andhra Pradesh. The matter is presently subjudice and the company is taking appropriate steps to settle the matter.
49. Confirmation of balances could not be obtained for trade receivables, trade payables and various borrowings aggregating to ₹ 9,304.57 million from lender banks and for banks balances aggregating to ₹ 9.29 million though the management has requested for the confirmation of balances. Management believes that no material adjustments would be required in books of account upon receipt of these confirmations.
50. Managerial remuneration paid to directors in earlier year was in excess of the minimum remuneration allowable as per Companies Act, 2013, accordingly an amount of ₹ 6.88 million, has been accounted as due from director. The management is in process of making/obtaining requisite approval from Central Government in this regard.
51. During an earlier year an under construction structure of a project in progress was collapsed. The local police is investigating the matter involving this accident. The company is yet to complete assessment of damage and filing of insurance claim for such loss. Pending assessment of loss in damage, no provision has been made in the books of accounts.
52. Other Expenses during the year ended on March 31, 2017 include provision for doubtful trade receivables aggregating to ₹ 2,978.28 million. Further other expenses for the year ended includes provision for foreseeable losses on long term contract aggregating to ₹ 343.20 million.

53. Employee Share based plan

ESOP 2013 Scheme

The IVRCL-ESOP 2013 Scheme was approved by the shareholders in the 26th Annual General Meeting held on September 26, 2013 to grant 10,000,000 shares of ₹ 2 on exercise of options granted to the employees. The Company is yet to grant these options to employees.

54. Details of Employees Benefits as required by the Ind AS 19 "Employee Benefits" are given below:-

(a) Defined Contribution Plans:

During the year, the company has recognised the following amounts in the Statement of Profit & Loss (included in Contribution to Provident & Other Funds):

	Year Ended March 31, 2017	Year Ended March 31, 2016
Contribution to Provident Fund	73.99	91.03
Contribution to Employees' State Insurance	0.59	0.60

(b) Defined Benefit Plan:

Reconciliation of opening and closing balances of Defined Benefit obligation

	Year Ended March 31, 2017	Year Ended March 31, 2016
Gratuity (Unfunded)/(funded)		
Changes in defined benefit obligation		
Defined Benefits obligation at the beginning of the year	157.02	174.14
Current Service Cost	15.44	18.91
Interest Cost	12.63	13.93
Actuarial (gain)/loss	28.46	(13.39)
Benefit paid	(39.37)	(36.57)
Defined Benefit obligation at the year end	174.18	157.02
Amount to be recognised in Balance Sheet		
Present value of Funded obligation	174.18	157.02
Fair value of plan assets	(106.71)	(65.42)
Adjustment	-	3.10
Net liability	67.47	94.70

Notes forming part of Financial Statements

(All Amounts ₹ in million, unless otherwise stated)



	Year Ended March 31, 2017	Year Ended March 31, 2016
Expenses to be recognized in statement of Profit and Loss under Employee Benefit Expense		
Current Service Cost	15.44	18.91
Interest Cost	12.62	13.93
Interest Income	(5.26)	(5.88)
Total	22.80	26.96
Expenses to be recognized in statement of Profit and Loss under Other Comprehensive Income		
Actuarial (Gains)/Losses on the obligation for the period	28.46	(13.39)
Return on plan assets excluding interest income	(0.40)	1.79
Total	28.06	(11.60)
Actuarial assumption		
Discount rate (per annum)	7.29%	8.04%
Rate of escalation in salary (per annum)	5.00%	5.00%
Expected return on Plan Assets	7.29%	8.04%
Attrition		
-First 4 years of service	10.00%	10.00%
-After 4 years of service	2.00%	2.00%

The estimate of rate of escalation is salary considered in actuarial valuation, taken into account inflation, seniority, promotion and other relevant factors including supply and demand in the employment market. The above information is as certified by the actuary.

(c) Quantities sensitivity analysis for significant assumptions is as below:

	As At March 31, 2017	As At March 31, 2016
1% increase		
(i) Discount rate	(14.06)	(13.15)
(ii) Salary escalation rate	16.53	15.63
(iii) Attrition rate	2.96	3.97
1% decrease		
(i) Discount rate	16.32	15.31
(ii) Salary escalation rate	(14.48)	(13.63)
(iii) Attrition rate	(3.32)	(4.48)

(d) Maturity analysis of defined benefit obligation

	As At March 31, 2017	As At March 31, 2016
Within the next 12 months	23.22	15.82
Between 2 and 5 Years	39.10	42.06
Between 6 and 10 Years	65.01	57.33

(e) In accordance with the payment of Gratuity Act, 1972 the Company provides for gratuity covering eligible employees. The liability on account of gratuity is covered partially through a recognized Gratuity Fund managed by Life Insurance Corporation of India and balance is provided on the basis of valuation of the liability by an independent actuary as at the period end. The invested return earned on the policy comprises bonus declared by LIC having regard to LIC's investment earnings. The information on the allocation of the fund into major asset classes and expected return on each major class are not available. The management understands that LIC's overall portfolio assets are well diversified and as such, the long-term return of the policy is expected to be higher than the rate of return on Central Government Bonds.

(f) The expense pertaining to gratuity of ₹ 22.80 million (2015-16 : ₹ 26.96 million) has been considered in "Contribution to Provident and Other Funds" under Note 32.

Notes forming part of Financial Statements

(All Amounts ₹ in million, unless otherwise stated)



(g) Key Assumptions – Compensated absences

	Year Ended March 31, 2017	Year Ended March 31, 2016
Discount rate	7.29%	8.04%
Salary escalation rate	5.00%	5.00%

(h) The Company makes Provident Fund, Superannuation Fund and Employee State Insurance Scheme contributions which are defined contribution plans, for qualifying employees. Under the Schemes, the Company is required to contribute a specified percentage of the payroll costs to fund the benefits. The Company recognised ₹ 73.99 million (2015-16: ₹ 91.03 million) for Provident Fund contributions ₹ 18.71 million (2015-16: ₹ 13.01 million) for Superannuation Fund contributions and ₹ 0.59 million (2015-16: ₹ 0.60 million) for Employee State Insurance Scheme contributions in the Statement of Profit and Loss. The contributions payable to these plans by the Company are at rates specified in the rules of the schemes.

55. Financial Instruments

55.1 Capital risk management

The Company manages its capital to ensure that the Company will be able to continue as going concern while maximising the return to stakeholders through optimisation of debt and equity balance. The Company is not subject to any externally imposed capital requirements.

The Company manages its capital structure and makes adjustments in light of changes in economic conditions and the requirements of the financial covenants.

55.2 Financial risk management

The Company's principal financial liabilities comprise loans and borrowings, trade and other payables. The main purpose of these financial liabilities is to finance and support the Company's operations. The Company's principal financial assets comprise investments, cash and bank balance, trade and other receivables.

The Company is exposed to various financial risks such as market risk, credit risk and liquidity risk. The financial risks are identified, measured and managed in accordance with the Company's policies and risk objectives.

a. Market risk

The Company's activities expose it primarily to the financial risk of changes in foreign currency exchange rates and changes in interest rates. There have been no changes to the Company's exposure to market risk or the manner in which it manages and measures the risk in recent past.

Market risk is the risk that the fair value of future cash flows of a financial instrument will fluctuate because of changes in market prices. Market risk comprises two types of risk: interest rate risk and currency risk. Financial instruments affected by market risk include borrowings and bank deposits.

i. Interest rate risk

Interest rate risk is the risk that the fair value or future cash flows of a financial instrument will fluctuate because of changes in market interest rates. The Company's exposure to the risk of changes in market interest rates is limited as the Company's borrowing bear fixed interest rate.

ii. Foreign currency risk

Foreign currency risk is the risk that the fair value or future cash flows of an exposure will fluctuate because of changes in foreign exchange rates. The Company's exposure to the risk of changes in foreign exchange rates relates primarily to the Company's borrowings. The Company's foreign currency risks are identified, measured and managed at periodic intervals in accordance with the Company's policies. For details of un-hedge foreign currency refer note 61.

Notes forming part of Financial Statements

(All Amounts ₹ in million, unless otherwise stated)



b. Credit risk

Credit risk is the risk that counterparty will default on its contractual obligations resulting in financial loss to the company. The Company has adopted a policy of only dealing with creditworthy customers.

Credit risk on trade receivables and unbilled work-in-progress is limited as the customers of the Company mainly consists of the government promoted entities having a strong credit worthiness. For other customers, the Company uses a provision matrix to compute the expected credit loss allowance for trade receivables and unbilled work-in-progress. The provision matrix takes into account available external and internal credit risk factors such as credit ratings from credit rating agencies, financial condition, ageing of accounts receivable and the Company's historical experience for customers.

At March 31, 2017, the company did not consider there to be any significant concentration of credit risk, which had not been adequately provided for. The carrying amount of the financial assets recorded in the financial statements, grossed up for any allowances for losses, represents the maximum exposure to credit risk.

c. Liquidity risk

The Company manages liquidity risk by maintaining adequate reserves and banking facilities, by continuously monitoring forecast and actual cash flows and by matching the maturity profiles of financial assets and liabilities for the Company. The Company has established an appropriate liquidity risk management framework for its short-term, medium term and long-term funding requirement.

The table below summarizes the maturity profile of the Company's financial assets and financial liabilities based on contractual undiscounted payments:

Particulars	Less than 1year	1-5 years	> 5 years	Total
March 31, 2017				
Borrowings and interest thereon	50,560.39	6,473.62	3,540.44	60,574.45
Trade and other payables	20,946.54	-	-	20,946.54
Other financial liabilities	2,612.99	-	-	2,612.99
March 31, 2016				
Borrowings and interest thereon	36,656.55	10,915.90	5,157.72	52,730.17
Trade and other payables	22,859.77	-	-	22,859.77
Other financial liabilities	3,202.23	-	-	3,202.23
April 1, 2015				
Borrowings and interest thereon	27,964.52	14,013.92	6,405.91	48,384.35
Trade and other payables	25,194.65	-	-	25,194.65
Other financial liabilities	2,153.73	-	-	2,153.73

56. Fair Value measurements

The fair value of the financial assets are included at amounts at which the instruments could be exchanged in a current transaction between willing parties other than in a forced or liquidation sale.

The following methods and assumptions were used to estimate the fair value:

- Fair value of cash and short term deposits, trade and other short term receivables, trade payables, other current liabilities, approximate their carrying amounts largely due to the short-term maturities of these instruments.
- Financial instruments with fixed and variable interest rates are evaluated by the Company based on parameters such as interest rates and individual credit worthiness of the counterparty. Based on this evaluation, allowances are taken to account for the expected losses of these receivables.

Notes forming part of Financial Statements

(All Amounts ₹ in million, unless otherwise stated)



A. Financial instruments by category

The carrying value and fair value of financial instruments by categories as at March 31, 2017 were as follows:

Particulars	Note No	Amortised cost	Financial assets/liabilities at fair value through profit or loss		Financial assets/liabilities at fair value through OCI		Total Carrying value	Total fair value
			Designated upon initial recognition	Mandatory	Designated upon initial recognition	Mandatory		
Assets:								
(a) Investment in equity shares (Quoted, in subsidiary Company)	5	Nil	-	-	-	-	Nil	Nil
Investment in equity shares (UnQuoted, in subsidiary companies)	5	12,529.35	-	-	-	-	12,529.35	12,529.35
Other Investment in equity shares (UnQuoted)	5	-	-	305.54	-	-	305.54	305.54
Investment in other than equity shares (UnQuoted)	5	-	-	2.00	-	-	2.00	2.00
Investment in Partnership Firm	5	Nil	-	-	-	-	Nil	Nil
Investment in Associate body corporate	5	0.91	-	-	-	-	0.91	0.91
Investment in Joint Ventures	5	161.13	-	-	-	-	161.13	161.13
(b) Trade receivables	6 & 12	17,308.48	-	-	-	-	17,308.48	17,308.48
(c) Loans	7 & 15	6,000.56	-	-	-	-	6,000.56	6,000.56
(d) Other financial assets	8 & 16	16,210.32	-	-	-	-	16,210.32	16,210.32
(e) Cash and cash equivalent	13	793.29	-	-	-	-	793.29	793.29
(f) Bank balances	14	419.18	-	-	-	-	419.18	419.18
Liabilities:								
(a) Borrowings	21 & 23	35,791.80	-	-	-	-	35,791.80	35,791.80
(b) Trade payables	24	14,240.64	-	-	-	-	14,240.64	14,240.64
(c) Other financial liabilities	25	27,395.64	-	-	-	-	27,395.64	27,395.64

Notes forming part of Financial Statements

(All Amounts ₹ in million, unless otherwise stated)



The carrying value and fair value of financial instruments by categories as at March 31, 2016 were as follows:

Particulars	Note No	Amortised cost	Financial assets/liabilities at fair value through profit or loss		Financial assets/liabilities at fair value through OCI		Total Carrying value	Total fair value
			Designated upon initial recognition	Mandatory	Designated upon initial recognition	Mandatory		
Assets:								
(a) Investment								
Investment in equity shares (Quoted, in subsidiary Company)	5	657.53	-	-	-	-	657.53	657.53
Investment in equity shares (UnQuoted, in subsidiary companies)	5	12,122.85	-	-	-	-	12,122.85	12,122.85
Other Investment in equity shares (UnQuoted)	5	-	-	305.54	-	-	305.54	305.54
Investment in other than equity shares (UnQuoted)	5	-	-	2.00	-	-	2.00	2.00
Investment in Partnership Firm	5	0.21	-	-	-	-	0.21	0.21
Investment in Associate body corporate	5	0.91	-	-	-	-	0.91	0.91
Investment in Joint Ventures	5	159.02	-	-	-	-	159.02	159.02
(b) Trade receivables	6 & 12	20,683.61	-	-	-	-	20,683.61	20,683.61
(c) Loans	7 & 15	6,335.66	-	-	-	-	6,335.66	6,335.66
(d) Other financial assets	8 & 16	14,939.10	-	-	-	-	14,939.10	14,939.10
(e) Cash and cash equivalent	13	837.54	-	-	-	-	837.54	837.54
(f) Bank balances	14	131.91	-	-	-	-	131.91	131.91
Liabilities:								
(a) Borrowings	21 & 23	37,727.12	-	-	-	-	37,727.12	37,727.12
(b) Trade payables	24	14,148.60	-	-	-	-	14,148.60	14,148.60
(c) Other financial liabilities	25	18,205.28	-	-	-	-	18,205.28	18,205.28

Notes forming part of Financial Statements

(All Amounts ₹ in million, unless otherwise stated)



The carrying value and fair value of financial instruments by categories as at 1 April 2015 were as follows:

Particulars	Note No	Amortised cost	Financial assets/liabilities at fair value through profit or loss		Financial assets/liabilities at fair value through OCI		Total Carrying value	Total fair value
			Designated upon initial recognition	Mandatory	Designated upon initial recognition	Mandatory		
Assets:								
(a) Investment in equity shares (Quoted, in subsidiary Company) (UnQuoted, in subsidiary companies)	5	657.53	-	-	-	-	657.53	657.53
Other Investment in equity shares (UnQuoted)	5	-	-	305.55	-	-	305.55	305.55
Investment in other than equity shares (UnQuoted)	5	-	-	2.00	-	-	2.00	2.00
Investment in Partnership Firm	5	0.21	-	-	-	-	0.21	0.21
Investment in Associate body corporate	5	0.91	-	-	-	-	0.91	0.91
Investment in Joint Ventures	5	206.93	-	-	-	-	206.93	206.93
(b) Trade receivables	6 & 12	22,301.89	-	-	-	-	22,301.89	22,301.89
(c) Loans	7 & 15	6,548.55	-	-	-	-	6,548.55	6,548.55
(d) Other financial assets	8 & 16	12,576.92	-	-	-	-	12,576.92	12,576.92
(e) Cash and cash equivalent	13	1,057.37	-	-	-	-	1,057.37	1,057.37
(f) Bank balances	14	185.91	-	-	-	-	185.91	185.91
Liabilities:								
(a) Borrowings	21 & 23	42,020.61	-	-	-	-	42,020.61	42,020.61
(b) Trade payables	24	14,717.32	-	-	-	-	14,717.32	14,717.32
(c) Other financial liabilities	25	8,517.47	-	-	-	-	8,517.47	8,517.47

B. Fair value hierarchy:

Level 1 - Quoted prices (unadjusted) in active markets for identical assets or liabilities.

Level 2 - Input other than quoted prices included within Level 1 that are observable for the assets or liability, either directly (i.e. as prices) or indirectly (i.e. derived from prices).

Level 3 - Inputs for the assets or the liabilities that are not based on observable market data (unobservable Inputs).

Assets	As at March 31, 2017			As at March 31, 2016			As at April 1, 2015		
	Level 1	Level 2	Level 3	Level 1	Level 2	Level 3	Level 1	Level 2	Level 3
Investment in equity shares (Unquoted)#	-	-	305.55	-	-	305.54	-	-	305.54
Investment in other than equity shares (UnQuoted)#	-	-	2.00	-	-	2.00	-	-	2.00

In absence of sufficient more recent information to measure fair value of the above investment, the cost has been considered as fair value.

C. Fair value of corporate financial guarantees extended in favour of the lenders of the subsidiary companies has been considered as Nil as the difference between the corresponding fair value of the liability of subsidiary companies with such financial guarantee and without such financial guarantee is presently indeterminable.

Notes forming part of Financial Statements

(All Amounts ₹ in million, unless otherwise stated)



57. Income tax (expense)/credit:

	Year Ended March 31, 2017	Year Ended March 31, 2016
a. Components of Income Tax Expense		
Current Tax		
Current year	-	674.44
Earlier year	-	-
Deferred tax (expense)/credit		
Current year	9,606.94	(274.09)
Earlier year	-	-
Income tax expense for the year recognised in the Statement of Profit and Loss	9,606.94	400.35

b. Reconciliation of Income tax expense/(credit) to the accounting profit for the year

	Year Ended March 31, 2017	Year Ended March 31, 2016
Profit/(loss) before tax	(10,902.30)	(11,079.41)
Applicable income tax rate	34.608%	34.608%
Computed expected tax expense/(credit)	(3,773.07)	(3,834.36)*
Effect of current years allowable unused tax losses as per Income Tax Act, 1961	2,922.81	-
Effect of current years unabsorbed depreciation as per Income Tax Act, 1961	(141.32)	-
Other timing differences	(2,495.23)	(32.43)
Deferred Tax Assets Written off	-	306.52
	286.26	274.09
Income tax expense/(credit) on timing differences pertaining to current year (Total A)	(3,486.81)	274.09
Effect of earlier years' allowable unused tax losses as per Income tax Act 1961	(3,862.67)	-
Effect of earlier years' unabsorbed depreciation as per Income tax Act 1961	(169.54)	-
Effect of earlier years' provisions	(755.03)	-
Effect of earlier years' items allowable on payment basis as per Income Tax Act, 1961	(1,332.88)	-
Effect of deferred tax assets recognized during current year on earlier year items (Total B)	6,120.12	-
Tax expense/(credit) for the year (A+B)	(9,606.94)	274.09

* Deferred tax assets on the loss for the year was not recognised.

Notes forming part of Financial Statements

(All Amounts ₹ in million, unless otherwise stated)



58. Components and movement in Deferred Tax

Particulars	Year ended March 31, 2016			Year ended March 31, 2017			Year ended March 31, 2016		
	As at April 1, 2016	Credit / (charge) in Statement of Profit and Loss	Credit/ (charge) in OCI	As at March 31, 2017	As at April 1, 2015	Credit / (charge) in Statement of Profit and Loss	Credit/ (charge) in OCI	As at March 31, 2016	
Deferred tax assets/(liabilities)	106.80	-	-	106.80	306.52	-	-	306.52	
Adjustment on transition date	-	-	-	-	79.01	-	-	79.01	
Reversal/ Adjustment	-	-	-	-	-	(306.52)	-	(306.52)	
Actuarial Gain transferred from Profit and loss	-	-	9.71	9.71	-	-	(4.63)	(4.63)	
Measurement of financial instruments at Fair value	-	36.35	-	36.35	-	32.42	-	32.42	
Unused tax losses/Unabsorbed depreciation	-	9,570.59	-	9,570.59	-	-	-	-	
Deferred tax assets/(liabilities)	106.80	9,606.94	9.71	9,723.45	385.53	(274.09)	(4.63)	106.80	

No deferred tax assets has been recognized on unused tax losses amounting to ₹ 3,310.09 million pertaining to assessment year 2014-15. Such unused tax losses expires in assessment year 2022-23 as per the provisions of Income Tax Act, 1961.

59. Details of Specified Bank Notes (SBN) as defined in the MCA notification G.S.R. 308 (E) dated March 31, 2017 held and transacted during the period 08/11/2016 to 30/12/2016 are under:

Particulars	SBNS	Other denomination notes	Total
Closing cash in hand as at November 8, 2016	8.04	9.11	17.15
(+) Permitted receipts	-	27.23	27.23
(-) Permitted payments	-	30.83	30.83
(-) Amount deposited in Banks	8.04	-	8.04
Closing cash in hand as at December 30, 2016	-	5.51	5.51

Notes forming part of Financial Statements

(All Amounts ₹ in million, unless otherwise stated)



60. Disclosure pursuant to Indian Accounting Standard - 11 "Construction Contracts"

In terms of the disclosure required to be made under the Indian Accounting Standard 11 "Construction Contracts" are as follows:

	Year Ended March 31, 2017	Year Ended March 31, 2016	Year Ended April 1, 2015
(a) Contract Revenue recognised as revenue during the period	20,022.94	23,452.05	31,053.62
(b) Aggregate amount of Contract costs incurred and recognised profits, less losses	133,599.19	126,452.80	126,307.39
(c) Advances received, net of recoveries from progressive bills	3,605.23	5,450.54	7,125.60
(d) Gross amount due from customers for contract works	15,054.15	14,765.43	17,068.41
(e) Retention Money	7,272.02	6,975.54	6,853.97

61. Foreign currency exposure:

The detail of un-hedge foreign currency exposures that have not been hedged by derivative instruments or otherwise are given below:

Particulars	Currency	As at March 31, 2017		As at March 31, 2016		As at April 1, 2015	
		Foreign currency in million	INR million	Foreign currency in million	INR million	Foreign currency in million	INR million
External Commercial Borrowing	USD	11.37	737.12	11.37	754.1	11.37	711.56
Short Term Borrowings	EURO	-	-	-	-	0.41	28.10
Trade Payables	AED	0.36	6.39	0.48	8.57	0.38	6.42
	SAR	0.43	7.51	0.43	7.66	0.43	7.21
	NPR	74.06	46.65	79.29	49.72	53.16	32.56
	KES	309.16	194.35	393.22	256.7	222.90	150.24
	KWD	0.85	180.76	0.85	186.11	0.81	167.48
	TZS	3,557.23	103.20	1,152.14	34.79	257.13	8.65
Other Liabilities	AED	0.38	6.79	0.29	5.30	0.41	7.03
	NPR	1.92	1.21	359.59	225.00	359.17	219.99
	KES	662.39	416.40	682.12	445.00	647.74	436.59
	KWD	0.31	65.79	0.31	67.74	0.32	66.71
	TZS	463.41	13.44	3,259.91	98.45	3,752.08	126.22

Notes forming part of Financial Statements

(All Amounts ₹ in million, unless otherwise stated)



Particulars	Currency	As at March 31, 2017		As at March 31, 2016		As at April 1, 2015	
		Foreign currency in million	INR million	Foreign currency in million	INR million	Foreign currency in million	INR million
Trade Receivables	AED	2.15	37.98	2.15	38.75	2.15	36.50
	SAR	-	-	-	-	-	-
	NPR	5.78	3.64	5.78	3.61	5.19	3.18
	KES	488.66	307.18	380.86	248.63	254.28	171.39
	KWD	1.25	265.65	1.25	274.63	1.25	258.64
	TZS	-	-	-	-	714.63	24.04
Loans and Advances	AED	0.55	9.68	0.55	9.94	0.40	6.74
	NPR	6.68	4.21	6.56	4.10	7.28	4.46
	KES	633.92	398.50	349.83	228.37	341.99	230.51
	KWD	0.05	10.24	0.05	10.54	0.01	1.21
	TZS	1,977.31	57.36	1,954.29	59.02	1,227.41	41.29
							(0.03)
Bank balances	AED	-	-	-	-	-	-
	SAR	-	-	-	-	-	-
	KES	4.00	3.00	0.93	0.61	34.82	23.47
	TZS	41.00	1.00	18.03	0.54	112.04	3.77
	NPR	-	-	0.47	0.29	6.74	4.13
Cash	SAR	-	-	-	-	-	-
	KES	-	-	0.05	0.03	0.11	0.07
	TZS	3.00	-	0.06	0.00	1.08	0.04
	NPR	-	-	-	-	0.38	0.24

Notes forming part of Financial Statements

(All Amounts ₹ in million, unless otherwise stated)



62. Earning Per Share (EPS)

	Year ended March 31, 2017	Year ended March 31, 2016
(a) Net loss for the year (before OCI for calculation of Basic and Diluted EPS (₹ in million))	(1,295.36)	(10,679.06)
(b) Weighted average number of equity shares outstanding for calculation of EPS	782,768,331	524,241,768
(c) Basic and Diluted EPS (₹)	(1.65)	(20.37)

63. Auditors Remuneration (Excluding Service tax)

	Year ended March 31, 2017	Year ended March 31, 2016
(a) Statutory Audit	5.00	5.00
(b) Limited Reviews	1.50	1.50
(c) Tax Audit	0.50	0.50
(d) Other Service	0.45	0.27
(e) Reimbursement of expense	0.30	0.10
	7.75	7.37

64. Construction material and stores consumed

	Year ended March 31, 2017		Year ended March 31, 2016	
	Value	%	Value	%
(a) Indigenous	2,702.19	100%	4,832.20	100%
(b) Imported	Nil	Nil	Nil	Nil

65. Expenditure and Income in foreign currency:

a. Income

	Year ended March 31, 2017	Year ended March 31, 2016
(a) FOB value of Exports	Nil	Nil
(b) Overseas Contract Revenue	502.28	264.72

b. Expenditure

	Year ended March 31, 2017	Year ended March 31, 2016
(a) Travelling Expenses	0.45	0.86
(b) Professional and Consultancy Charges	53.40	26.21
(c) Interest Expenses	66.35	66.83
(d) Overseas Contract Expenditure	178.01	403.70

Notes forming part of Financial Statements

(All Amounts ₹ in million, unless otherwise stated)



66. Dues to Micro and Small Enterprises

Information related to Micro and Small Enterprises under the Micro, Small and Medium Enterprises Development Act, 2006 have been determined based on the information available with the Company. The required disclosures are given below:

	Year ended March 31, 2017	Year ended March 31, 2016
(a) Dues remaining unpaid as at Balance Sheet date		
Principal amount	3.86	6.86
Interest on the above	4.84	3.53
(b) Interest paid in terms of Section 16 of the Act, along with the amount of payment made to the supplier and service providers beyond the appointed day during the period	-	-
Principal amount	-	-
Interest on the above	-	-
(c) Interest due and payable for the period of delay in making payment (which has been paid but beyond the appointed day during the period) but without adding the interest specified under the Act.	-	-
(d) Further interest remaining due and payable even in the succeeding years, until such date when the interest dues as above are actually paid to the small enterprise.	-	-
(e) Interest accrued and remaining unpaid as at Balance Sheet date	4.84	3.53

67. Related Party Disclosure

Information regarding Related Party Transactions as per Indian Accounting Standard 24 "Related Party Disclosure" is given below:

67.1 List of Related Parties and Relationships

A. Subsidiaries Companies

Sl. No.	Name of the Company	Country of Incorporation	% of Company's Holding as at			Subsidiaries of
			March 31, 2017	March 31, 2016	April 01, 2015	
1	Hindustan Dorr-Oliver Limited ²	India	55.28	55.28	55.28	IVRCL Limited
2	IVRCL PSC Pipes Private Limited	India	66.43	66.43	66.43	IVRCL Limited
3	IVR Enviro Projects Private Limited	India	97.49	97.49	97.49	IVRCL Limited
4	Chennai Water Desalination Limited	India	75.00	75.00	75.00	IVRCL Limited
5	Salem Tollways Limited	India	100.00	100.00	100.00	IVRCL Limited
6	Kumarapalyam Tollways Limited	India	100.00	100.00	100.00	IVRCL Limited
7	IVRCL Steel Construction & Services Limited	India	100.00	100.00	100.00	IVRCL Limited
8	Jalandhar Amritsar Tollways Limited	India	100.00	100.00	100.00	IVRCL Limited
9	IVRCL Indore Gujarat Tollways Limited ²	India	56.76	56.76	56.76	IVRCL Limited
10	IVRCL Chengapalli Tollways Limited	India	100.00	100.00	100.00	IVRCL Limited
11	IVRCL Patalaganga Truck Terminals Pvt. Limited ²	India	100.00	100.00	100.00	IVRCL Limited

Notes forming part of Financial Statements

(All Amounts ₹ in million, unless otherwise stated)



Sl. No.	Name of the Company	Country of Incorporation	% of Company's Holding as at			Subsidiaries of
			March 31, 2017	March 31, 2016	April 01, 2015	
12	IVRCL Goa Tollways Limited ^{1, 2}	India	100.00	100.00	100.00	IVRCL Limited
13	IVRCL-Cadagua Hogenakkal Water Treatment Company Private Limited	India	60.000	60.00	60.00	IVRCL Limited
14	Alkor Petroo Limited	India	64.03	64.03	64.03	IVRCL Limited
15	IVRCL Building Products Limited	India	60.00	60.00	60.00	IVRCL Limited
16	IVRCL Chandrapur Tollways Limited	India	100.00	100.00	100.00	IVRCL Limited
17	Sapthashva Solar Limited	India	51.00	51.00	51.00	IVRCL Limited
18	RIHIM Developers Private Limited ²	India	100.00	100.00	100.00	IVRCL Limited
19	IVRCL TLT Private Limited	India	100.00	100.00	100.00	IVRCL Limited
20	IVRCL Raipur Bilaspur Tollways Limited	India	100.00	100.00	100.00	IVRCL Limited
21	IVRCL Narnual Bhiwani Tollways Limited ²	India	100.00	100.00	100.00	IVRCL Limited
22	IVR Hotels and Resorts Limited	India	66.88	66.88	66.88	IVRCL Limited
23	SPB Developers Private Limited	India	100.00	100.00	100.00	IVRCL Limited
24	IVRCL Multilevel Car Parking Private Limited ^{1, 2}	India	51.00	51.00	51.00	IVRCL Limited
25	IVRCL Lanka (Private) Limited	Sri Lanka	100.00	100.00	100.00	IVRCL Limited
26	First STP Private Limited ²	India	100.00	100.00	100.00	IVRCL Limited
27	IVRCL Gundugolanu Rajahmundry Tollways Limited ²	India	100.00	100.00	100.00	IVRCL Limited
28	IVRCL Patiala Bathinda Tollways Limited ²	India	100.00	100.00	100.00	IVRCL Limited
29	IVR Prime Developers (Tambaram) Private Limited	India	100.00	100.00	100.00	IVRCL Limited
30	HDO Technologiess Limited ²	India	100.00	100.00	100.00	Hindustan Dorr Oliver Limited
31	HDO (UK) Limited	UK	100.00	100.00	100.00	Hindustan Dorr Oliver Limited
32	Davymarkham (India) Private Limited ²	India	100.00	100.00	100.00	Hindustan Dorr Oliver Limited
33	HDO Zambia Limited	Zambia	100.00	100.00	100.00	Hindustan Dorr Oliver Limited
34	IVR Prime Developers (Palakkad) Private Limited ²	India	100.00	100.00	100.00	IVRCL Building Products Private Limited
35	IVR Prime Developers (Guindy) Private Limited ²	India	100.00	100.00	100.00	IVRCL Building Products Private Limited
36	IVRCL Mega Malls Limited ²	India	100.00	100.00	100.00	Rihim Developers Private Limited
37	Agaram Developers Private Limited ²	India	100.00	100.00	100.00	Rihim Developers Private Limited
38	Mummidi Developers Private Limited ²	India	100.00	100.00	100.00	Rihim Developers Private Limited
39	Samatteri Developers Private Limited ²	India	100.00	100.00	100.00	Rihim Developers Private Limited
40	Annupampattu Developers Private Limited ²	India	100.00	100.00	100.00	Rihim Developers Private Limited

Notes forming part of Financial Statements

(All Amounts ₹ in million, unless otherwise stated)



Sl. No.	Name of the Company	Country of Incorporation	% of Company's Holding as at			Subsidiaries of
			March 31, 2017	March 31, 2016	April 01, 2015	
41	Tirumani Developers Private Limited ²	India	100.00	100.00	100.00	Rihim Developers Private Limited
42	Ilavampedu Developers Private Limited ²	India	100.00	100.00	100.00	Rihim Developers Private Limited
43	Gajuwaka Developers Private Limited ²	India	100.00	100.00	100.00	Rihim Developers Private Limited
44	IVR Prime Developers (Mylapore) Private Limited ¹	India	100.00	100.00	100.00	Rihim Developers Private Limited
45	Chodavaram Developers Private Limited ²	India	100.00	100.00	100.00	Rihim Developers Private Limited
46	Simhachalam Prime Developers Private Limited ²	India	100.00	100.00	100.00	Rihim Developers Private Limited
47	Siripuram Developers Private Limited ²	India	100.00	100.00	100.00	Rihim Developers Private Limited
48	Bibinagar Developers Private Limited ²	India	100.00	100.00	100.00	Rihim Developers Private Limited
49	IVR Prime Developers (Erode) Private Limited ²	India	100.00	100.00	100.00	Rihim Developers Private Limited
50	IVR Prime Developers (Guntur) Private Limited ²	India	100.00	100.00	100.00	Rihim Developers Private Limited
51	IVR Prime Developers (Kakinada) Private Limited ¹	India	100.00	100.00	100.00	Rihim Developers Private Limited
52	IVR Prime Developers (Araku) Private Limited ²	India	100.00	100.00	100.00	Rihim Developers Private Limited
53	IVR Prime Developers (Pudukkottai) Private Limited ¹	India	100.00	100.00	100.00	Rihim Developers Private Limited
54	Absorption Aircon Engineer Private Limited ²	India	100.00	100.00	100.00	Rihim Developers Private Limited
55	IVR Vaanaprastha Private Limited ²	India	100.00	100.00	100.00	Rihim Developers Private Limited
56	IVR PUDL Resorts & Clubs Private Limited ²	India	100.00	100.00	100.00	Rihim Developers Private Limited
57	IVR Prime Developers (Thandiarpet) Private Limited ¹	India	100.00	100.00	100.00	Rihim Developers Private Limited
58	IVR Prime Developers (Gummipund) Private Limited ¹	India	100.00	100.00	100.00	Rihim Developers Private Limited
59	IVR Prime Developers (Kodambakkam) Private Limited ¹	India	100.00	100.00	100.00	Rihim Developers Private Limited
60	IVR Prime Developers (Arumbakkam) Private Limited ¹	India	100.00	100.00	100.00	Rihim Developers Private Limited
61	IVR Prime Developers (Anna Nagar) Private Limited ¹	India	100.00	100.00	100.00	Rihim Developers Private Limited
62	IVRCL Solar Energy Private Limited ²	India	100.00	100.00	100.00	Rihim Developers Private Limited
63	IVR Prime Developers (Amalapuram) Private Limited ²	India	100.00	100.00	100.00	Rihim Developers Private Limited
64	IVR Prime Developers (Anakapalle) Private Limited ¹	India	100.00	100.00	100.00	Rihim Developers Private Limited
65	IVR Prime Developers (Rajampeta) Private Limited ¹	India	100.00	100.00	100.00	Rihim Developers Private Limited

Notes forming part of Financial Statements

(All Amounts ₹ in million, unless otherwise stated)



Sl. No.	Name of the Company	Country of Incorporation	% of Company's Holding as at			Subsidiaries of
			March 31, 2017	March 31, 2016	April 01, 2015	
66	IVR Prime Developers (Tanuku) Private Limited ¹	India	100.00	100.00	100.00	Rihim Developers Private Limited
67	IVR Prime Developers (Red Hills) Private Limited ²	India	100.00	100.00	100.00	Rihim Developers Private Limited
68	IVR Prime Developers (Rajahmundry) Private Limited ¹	India	100.00	100.00	100.00	Rihim Developers Private Limited
69	IVR Prime Developers (Tuni) Private Limited ²	India	100.00	100.00	100.00	Rihim Developers Private Limited
70	IVR Prime Developers (Bobbilli) Private Limited ²	India	100.00	100.00	100.00	Rihim Developers Private Limited
71	IVR Prime Developers (Bhimavaram) Private Limited ²	India	100.00	100.00	100.00	Rihim Developers Private Limited
72	IVR Prime Developers (Adayar) Private Limited ²	India	100.00	100.00	100.00	Rihim Developers Private Limited
73	IVR Prime Developers (Ananthapuram) Private Limited ¹	India	100.00	100.00	100.00	Rihim Developers Private Limited
74	IVR Prime Developers (Perumbadur) Private Limited ¹	India	100.00	100.00	100.00	Rihim Developers Private Limited
75	IVR Prime Developers (Egmore) Private Limited ²	India	100.00	100.00	100.00	Rihim Developers Private Limited
76	IVR Prime Developers (Ashram) Private Limited ¹	India	100.00	100.00	100.00	Rihim Developers Private Limited
77	IVR Prime Developers (Retiral Homes) Private Limited ¹	India	100.00	100.00	100.00	Rihim Developers Private Limited
78	Geo IVRCL Engineering Limited ²	India	100.00	100.00	100.00	IVR Hotels and Resorts Limited
79	Duvvda Developers Private Limited ²	India	100.00	100.00	100.00	IVR Hotels and Resorts Limited
80	Kunnam Developers Private Limited ²	India	100.00	100.00	100.00	IVR Hotels and Resorts Limited
81	Vedurwada Developers Private Limited ²	India	100.00	100.00	100.00	IVR Hotels and Resorts Limited
82	Rudravaram Developers Private Limited ²	India	100.00	100.00	100.00	IVR Hotels and Resorts Limited
83	Geo Prime Developers Private Limited ²	India	100.00	100.00	100.00	IVR Hotels and Resorts Limited
84	Theata Developers Private Limited ²	India	100.00	100.00	100.00	IVR Hotels and Resorts Limited
85	Kasibugga Developers Private Limited ²	India	100.00	100.00	100.00	IVR Hotels and Resorts Limited
86	Vijayawada Developers Private Limited ²	India	100.00	100.00	100.00	IVR Hotels and Resorts Limited
87	Eluru Developers Private Limited ²	India	100.00	100.00	100.00	IVR Hotels and Resorts Limited
88	Chengapally Road Infra Private Limited	India	100.00	100.00	100.00	IVRCL Limited
89	IVRCL EPC Limited	India	100.00	100.00	100.00	IVRCL Limited

1. Applications have been filed before the Registrar of Companies, Andhra Pradesh to 'strike off' of names under the "Fast Track Exit Scheme".
2. Refer note 67.4 for corporate guarantee provided by the subsidiary companies.

Notes forming part of Financial Statements

(All Amounts ₹ in million, unless otherwise stated)



B. Associate Companies

Sl. No.	Name of the Company	Country of Incorporation	Company's Holding as at (%)		
			March 31, 2017	March 31, 2016	April 01, 2015
1	IVRCL International Infrastructures & Projects LLC	UAE	49.00	49.00	49.00
2	Sushee - IVRCL Arunachal Highway Limited	India	26.00	26.00	26.00

C. Joint Arrangements

The Company's joint venture as at March 31, 2017 is set out below. It has interest in joint ventures consisting of the proportion of ownership interests held by the Company. The principal place of business of these joint ventures is in India and is engaged in construction and infrastructure projects.

Sl. No.	Name of the Entity	Name of the Joint Venture Partner	% of ownership interest held by the Company		
			March 31, 2017	March 31, 2016	March 31, 2015
1	IVRCL - NAVAYUGA & SEW (JV)	i) SEW constructions ltd ii) Navyuga engineering Co. Ltd	35.75%	35.75%	35.75%
2	IVRCL, SEW & PRASAD (J.V)#	i) SEW constructions ltd ii) M/s. Prasad & Co. (Project works) ltd.	50.00%	50.00%	50.00%
3	IVRCL-CR18G (JV) HYDERABAD#	i) China Railway 18th Bureau (Group) Co. Ltd	90.00%	90.00%	90.00%
4	IVRCL - SUSHEE JOINT VENTURE#	i) Sushee infra Pvt Ltd	51.00%	51.00%	51.00%
5	IVRCL - BPL -UCC – JV#	i) M/s. Backbone Project ltd ii) M/s. Unity construction Co.	60.00%	60.00%	60.00%
6	IVRCL - RTE JV A/C#	i) Rocktech engineers	80.00%	80.00%	80.00%
7	IVRCL-KMB-HDO JOINT VENTURE#	i) PJSC "Kyivmetrobud" ii) Hindustan Dorr-Oliver Ltd	70.00%	70.00%	70.00%
8	Bhanu IVRCL Associate#	i) Bhanu construction	50.00%	50.00%	50.00%
9	IVRCL Tantia JV#	i) Tantia Construction Co.	50.00%	50.00%	50.00%
10	IVRCL, BATPASCO, ABB & AAG (J.V.)	i) M/s. BT Patil & sons Belgaum (Construction ltd) ii) M/s. ABB Ltd iii) M/s. Andritz AG	85.00%	85.00%	85.00%
11	IVRCL, BATPASCO, WPIL & MHI (J.V.)	i) M/s. BT Patil & sons Belgaum (Construction ltd) ii) M/s. WIPL Ltd iii) M/s. Mitsubishi Heavy Industries Ltd	70.00%	70.00%	70.00%
12	IVRCL-CR18G CONSORTIUM	i) China Railway 18th Bureau (Group) Co. Ltd	70.00%	70.00%	70.00%
13	IVRCL HARSHA (JV)	i) Harsha	80.00%	80.00%	80.00%
14	IVRCL - JL (JV)	i) M/s. Jyoti Ltd	90.00%	90.00%	90.00%
15	IVRCL-KBL (JV) -L1	i) M/s. Kirloskar brothers ltd	80.00%	80.00%	80.00%
16	IVRCL-KBL-MEIL (JV)	i) Megha engineering & infrastructure Ltd ii) M/s. Kirloskar brothers ltd	65.00%	65.00%	65.00%
17	IVRCL -KIPL JV	i) M/s. KIPL	50.00%	50.00%	50.00%
18	IVRCL - MBL (J.V) HYD	i) M/s. Mulay brothers Ltd	90.00%	90.00%	90.00%

Notes forming part of Financial Statements

(All Amounts ₹ in million, unless otherwise stated)



Sl. No.	Name of the Entity	Name of the Joint Venture Partner	% of ownership interest held by the Company		
			March 31, 2017	March 31, 2016	March 31, 2015
19	IVRCL - SEW - WIPL (JV)	i) SEW constructions ltd ii) M/s. WIPL Ltd	60.00%	60.00%	60.00%
20	IVRCL SUSHEE CONSORTIUM	i) Sushee infra Pvt Ltd	51.00%	51.00%	51.00%
21	IVRCL-MCCDL-TCL-DM CONSORTIUM	i) MMCDL, TCL, DM	65.00%	65.00%	65.00%
22	IVRCL NAVAYUGA & SEW (JV)#	i) Navyuga engineering Co. Ltd ii) SEW constructions ltd	35.75%	35.75%	35.75%
23	SAPL & MBL-IVRCL (JV)	i) M/s. Shreehari associates (P) Ltd ii) M/s. Mulay brothers Ltd	39.00%	39.00%	39.00%
24	SPCL & IVRCL(JV)	i) SPCL	49.00%	49.00%	49.00%
25	U.A.N RAJU-IVRCL (KASHMIR) JV	i) UAN Raju Constructions Ltd	51.00%	51.00%	51.00%
26	UNITY IVRCL (JV)	i) Unity Infra Projects Ltd	50.00%	50.00%	50.00%
27	CR 18 G - IVRCL JV	i) China Railway 18th Bureau (Group) Co. Ltd	30.00%	30.00%	30.00%
28	IVRCL & RAJ JOINT VENTURE	i) M/s. Raj	32.17%	32.17%	32.17%
29	KMB - IVRCL JOINT VENTURE	i) M/s. PJSC "Kyivmetrobud"	51.00%	51.00%	51.00%
30	IVRCL-MRT(J.V)	i) M/s. MRT Signals Ltd	85.00%	85.00%	85.00%
31	IVRCL -G SHANKAR (JV)	i) Sri G Shankar	25.00%	25.00%	25.00%
32	IVRCL-MVPR (JV)	i) M/s. MVPR Infrastructure Ltd.	51.00%	51.00%	51.00%

the company is lead partner and has significant influence over joint ventures accordingly interest in joint venture is accounted as investment at cost. In case of others the other party to join venture is lead partner and accordingly the interest in such joint ventures is accounted in accordance with IND AS 109 Financial instruments.

D	Enterprises owned or significantly influenced by key management personnel or their relatives		
1	S.V. Equities Limited ¹	5	Eragam Finlease Limited ¹
2	Palladium Infrastructures & Projects Limited ¹	6	Indus Palms Hotels & Resorts Limited
3	Soma Hotels & Resorts Limited	7	A.P. Enercon Engineers Private Limited
4	Eragam Holdings Limited		

1 Refer note 67.4 for corporate guarantee provided by companies under common control.

E	Key Management Personnel	
1	Mr. E. Sudhir Reddy	Chairman & Managing Director
2	Mr. K. Ashok Reddy	Joint Managing Director
3	Mr. R. Balarami Reddy	Joint Managing Director & CFO
4	Mr. B. Subrahmanyam	Company Secretary

F	Relatives of Key Management Personnel	
1	Mrs. E. Sujatha Reddy	} Relative of Chairman & Managing Director
2	Mr. E. Sunil Reddy	
3	Mr. E. Sidhanth Reddy	
4	Mr. E. Sanjeet Reddy	
5	Miss E. Soma Reddy	
6	Miss E. Suha Reddy	

Notes forming part of Financial Statements

(All Amounts ₹ in million, unless otherwise stated)



67.2 Disclosure of transactions between company and related parties and the status of outstanding balances as on March 31, 2017.

A. Transaction during the year

The related party transactions were made on terms equivalent to those that prevail in arm's length transaction.

	Subsidiary Companies		Joint Venture		Associate Companies & Others	
	2016-17	2015-16	2016-17	2015-16	2016-17	2015-16
Contract Revenue / Other Operational Income						
Hindustan Dorr-Oliver Limited	-	21.50	-	-	-	-
IVRCL Chandrapur Tollways Limited	537.15	1,610.47	-	-	-	-
IVRCL Chengapally Tollways Limited	354.30	1,649.92	-	-	-	-
IVRCL Indore Gujarat Tollways Limited	47.49	(468.90)	-	-	-	-
Jalandhar Amritsar Tollways Limited	0.39	44.02	-	-	-	-
SPB Developers Private Limited	-	(510.72)	-	-	-	-
IVRCL Gundugolanu Rajahmundry Tollways Limited	-	(37.75)	-	-	-	-
IVRCL BATPASCO WPIL & MHI (JV) Hyderabad	-	-	1,843.37	563.44	-	-
UNITY - IVRCL Joint Venture	-	-	(65.01)	824.00	-	-
IVRCL-MEIL (NC-28) Joint Venture	-	-	-	2.25	-	-
NAVAYUGA IVRCL & SEW JV	-	-	297.88	459.72	-	-
G.SHANKAR-IVRCL (J.V)	-	-	460.92	314.46	-	-
IVRCL DRN-INFRA JV	-	-	1,978.29	557.14	-	-
Others	-	3.95	1,806.94	2,787.01	-	-
Total	939.35	2,312.50	6,322.39	5,508.02	-	-
Rental Income						
IVR Hotels and Resorts Limited	-	0.23	-	-	-	-
Chennai Water Desalination Limited	0.25	-	-	-	-	-
Total	0.25	0.23	-	-	-	-
Hire Charges Income						
Chennai Water Desalination Limited	0.27	-	-	-	-	-
IVRCL Lanka(Private) Limited	-	5.89	-	-	-	-
IVRCL Indore Gujarat Tollways Limited	0.26	0.53	-	-	-	-
Total	0.53	6.42	-	-	-	-
Rent Expense						
A.P Enercon Engineers Private Limited	-	-	-	-	13.94	18.93
Total	-	-	-	-	13.94	18.93
Sub-contracting Work Expenses/Purchase of Material						
Hindustan Dorr Oliver Limited	-	16.97	-	-	-	-
IVRCL TLT Private Limited	5.98	14.87	-	-	-	-
Palladium Infrastructures & Projects Limited	-	-	-	-	470.66	369.86
Total	5.98	31.84	-	-	470.66	369.86
Sale of Construction Material						
Palladium Infrastructures & Projects Limited	-	-	-	-	119.21	11.51
Total	-	-	-	-	119.21	11.51
Interest Expense on Mobilisation Advance						
IVRCL BATPASCO WPIL & MHI (JV) Hyderabad	-	-	32.41	0.48	-	-
CR18G - IVRCL (JV)	-	-	-	4.68	-	-
IVRCL - CR18G Consortium(JV)	-	-	0.25	-	-	-
SAPL & MBL - IVRCL (JV)	-	-	5.98	7.64	-	-
IVRCL-MRT(JV)	-	-	-	8.94	-	-
Total	-	-	38.64	21.74	-	-

Notes forming part of Financial Statements

(All Amounts ₹ in million, unless otherwise stated)



	Subsidiary Companies		Joint Venture		Associate Companies & Others	
	2016-17	2015-16	2016-17	2015-16	2016-17	2015-16
<i>Provision for doubtful Advances, Debtors, Investments</i>						
Hindustan Dorr Oliver Limited	1,096.76	-	-	-	-	-
Others		1.21	0.13			
Total	1,096.76	1.21	0.13	-	-	-
<i>Interest Income</i>	36.87	34.14	-	-	-	-
<i>Loans /Advances Given</i>						
RIHIM Developers Private Limited	(129.94)	(2.22)	-	-	-	-
IVRCL Lanka (Private) Limited	15.98	11.87	-	-	-	-
Chennai water Desalination Limited	-	(21.78)	-	-	-	-
IVRCL Chengapally Tollways Limited	103.00	311.40	-	-	-	-
Kumarapalayam Tollways Limited	(15.00)	-	-	-	-	-
Unity IVRCL	-	-	(88.85)	(14.09)	-	-
IVRCL SUSHEE CONSORTIUM	-	-	(8.42)	5.16	-	-
IVRCL-MCCDL-TCL-DM Consortium	-	-	31.61	-	-	-
SAPL & MBL - IVRCL (JV)	-	-	1.50	73.24	-	-
Others	114.97	(283.12)	5.66	2.04	(3.00)	1.76
Total	89.01	16.15	(58.50)	66.35	(3.00)	1.76
<i>Investment in Equity Shares</i>						
IVRCL Indore Gujarat Tollways Limited	-	300.00	-	-	-	-
IVRCL Chengapalli Tollways Limited	-	205.90	-	-	-	-
IVRCL Chandrapur Tollways Limited	406.00	-	-	-	-	-
IVRCL Lanka (Private) Limited	-	30.28	-	-	-	-
Kumarapalyam Tollways Limited	-	15.00	-	-	-	-
Chengapalli Road Infra Limited	-	0.10	-	-	-	-
IVRCL - Navayuga & Sew	-	-	2.46	(17.33)	-	-
IVRCL, Sew & Prasad	-	-	12.14	(40.24)	-	-
IVRCL - CR18G (JV) Hyderabad	-	-	(11.57)	5.33	-	-
IVRCL - Sushee Joint Venture	-	-	(0.97)	0.01	-	-
IVRCL - BPL - UCC	-	-	-	0.06	-	-
IVRCL - RTE	-	-	(0.01)	0.04	-	-
IVRCL - KMB - HDO	-	-	0.05	4.22	-	-
IVRCL EPC Limited	0.50	-	-	-	-	-
Total	406.50	551.28	2.10	(47.91)	-	-
<i>Mobilisation & Material Advance Received/ (Recovered)</i>						
IVRCL Indore Gujarat Tollways Limited	-	(147.34)	-	-	-	-
IVRCL Chengapalli Tollways Limited	(637.69)	(67.25)	-	-	-	-
IVRCL Chandrapur Tollways Limited	(37.85)	(389.48)	-	-	-	-
IVRCL - MRT(JV)	-	-	-	0.40	-	-
Total	(675.54)	(604.07)	-	0.40	-	-

Notes forming part of Financial Statements

(All Amounts ₹ in million, unless otherwise stated)



B. Closing balance as on March 31, 2017

	Subsidiary Companies			Joint Venture			Associate Companies & Others		
	2016-17	2015-16	2014-15	2016-17	2015-16	2014-15	2016-17	2015-16	2014-15
<i>Loans and advances</i>									
Jalandhar Amritsar Tollways Limited	624.78	646.39	612.25	-	-	-	-	-	-
IVRCL TLT Private Limited	429.99	428.08	455.55	-	-	-	-	-	-
Hindustan Dorr Oliver Limited	-	267.97	263.25	-	-	-	-	-	-
RIHIM Developers Private Limited	144.31	274.25	276.47	-	-	-	-	-	-
IVRCL Lanka (Private) Limited	164.43	148.45	136.58	-	-	-	-	-	-
AlkorPetroo Limited	2,208.49	2,205.41	2,203.37	-	-	-	-	-	-
Chennai Water Desalination Limited	1,154.10	1,154.10	1,175.88	-	-	-	-	-	-
Salem Tollways Limited	1,028.22	1,028.22	1,028.22	-	-	-	-	-	-
IVRCL Chengapally Tollways Ltd	581.40	478.40	167.00	-	-	-	-	-	-
Kumarapalayam Tollways Limited	282.64	297.64	297.64	-	-	-	-	-	-
UAN Raju IVRCL Construction JV	-	-	-	118.52	121.49	121.69	-	-	-
UNITY – IVRCL Joint Venture	-	-	-	387.19	476.04	490.13	-	-	-
IVRCL International Infrastructures & Projects LLC	-	-	-	-	-	-	26.93	29.93	28.17
SAPL & MBL - IVRCL (JV)	-	-	-	80.87	79.37	6.13	-	-	-
Others	729.69	619.70	882.11	238.94	207.13	199.71	-	-	-
Total	7,348.05	7,548.61	7,498.32	825.52	884.03	817.66	26.93	29.93	28.17
<i>Investments in Joint Ventures</i>									
IVRCL, Navayuga & SEW Joint Venture	-	-	-	80.49	78.02	95.36	-	-	-
IVRCL, SEW & PRASAD (J.V)	-	-	-	34.87	22.73	62.96	-	-	-
IVRCL - CR18G (JV)	-	-	-	35.67	47.23	41.91	-	-	-
IVRCL - Sushee Joint Venture	-	-	-	1.93	2.90	2.89	-	-	-
IVRCL - BPL -UCC – JV	-	-	-	2.88	2.88	2.82	-	-	-
IVRCL - RTE JV A/C	-	-	-	0.05	0.06	0.02	-	-	-
IVRCL - KMB - HDO Joint Venture	-	-	-	5.24	5.20	0.97	-	-	-
Bhanu IVRCL Associate	-	-	-	0.01	0.01	0.01	-	-	-
IVRCL - Tantia	-	-	-	0.20	0.20	0.20	-	-	-
Total	-	-	-	161.34	159.23	207.14	-	-	-
<i>Other Payables (Advances Payable)</i>									
Kumarapalyam Tollways Limited	0.30	17.34	-	-	-	-	-	-	-
IVRCL Indore Gujarat Tollways Limited	32.39	288.11	55.15	-	-	-	-	-	-
IVRCL Narnual Bhiwani Tollways Limited	0.09	0.19	0.18	-	-	-	-	-	-
HDO Technologiess Limited	18.70	18.70	18.70	-	-	-	-	-	-
First STP Private Limited	5.41	6.12	8.17	-	-	-	-	-	-
IVRCL Chengapalli Tollways Limited	94.77	1.83	6.04	-	-	-	-	-	-
IVRCL JL JV	-	-	-	0.20	98.98	-	-	-	-
IVRCL – KBL (JV) Hyderabad	-	-	-	59.57	153.55	40.07	-	-	-
IVRCL – KBL – MEIL (JV) Hyderabad	-	-	-	184.64	304.29	154.58	-	-	-
IVRCL BATPASCO WIPL & MHI JV	-	-	-	71.15	28.34	25.47	-	-	-
IVRCL – KIPL (JV)	-	-	-	-	-	161.93	-	-	-
IVRCL MBL JV	-	-	-	-	46.99	15.53	-	-	-
Others	15.99	8.90	0.88	61.24	58.55	23.99	-	-	-
Total	167.65	341.19	89.12	376.80	690.70	421.57	-	-	-

Notes forming part of Financial Statements

(All Amounts ₹ in million, unless otherwise stated)



	Subsidiary Companies			Joint Venture			Associate Companies & Others		
	2016-17	2015-16	2014-15	2016-17	2015-16	2014-15	2016-17	2015-16	2014-15
Trade Payables for Construction Expenses									
IVRCL TLT Private Limited	137.06	131.82	120.99	-	-	-	-	-	-
Hindustan Dorr Oliver Limited	-	30.52	14.67	-	-	-	-	-	-
SPB Developers Private Limited	367.32	366.67	372.56	-	-	-	-	-	-
IVRCL Indore Gujarat Tollways Limited	201.10	-	100.60	-	-	-	-	-	-
IVRCL Chandrapur Tollways Ltd.	43.63	-	-	-	-	-	-	-	-
IVRCL Chengapalli Tollways Limited	-	-	104.79	-	-	-	-	-	-
Palladium Infrastructures & Projects Limited	-	-	-	-	-	-	159.25	148.43	28.14
AP Enercon Engineers Private Limited	-	-	-	-	-	-	19.96	20.29	2.46
Total	749.11	529.01	713.61	-	-	-	179.21	168.72	30.60
Provision for Doubtful Advances/ Investment and Debtors									
Bhanu IVRCL Associates	-	-	-	32.13	32.12	32.12	-	-	-
SPCL - IVRCL JV	-	-	-	17.05	17.05	17.05	-	-	-
UAN Raju IVRCL Construction JV	-	-	-	66.74	66.74	66.74	-	-	-
IVRCL - Harsha (JV)	-	-	-	36.42	36.50	36.50	-	-	-
IVRCL Tantia Joint Venture	-	-	-	0.82	0.62	0.62	-	-	-
IVRCL Goa Tollways Limited	10.43	10.43	10.43	-	-	-	-	-	-
IVRCL MULTI LEVEL CAR PARKING PVT LTD	1.18	1.18	-	-	-	-	-	-	-
Hindustan Dorr-Oliver Limited	1,096.76	-	-	-	-	-	-	-	-
Total	1,108.37	11.61	10.43	153.16	153.03	153.03	-	-	-
Trade Receivables and Retention Money (with BG Encashment) and other Deposit									
Hindustan Dorr-Oliver Limited	-	337.07	306.09	-	-	-	-	-	-
IVRCL-Cadagua Hogenakkal Water Treatment Company Private Limited	89.06	107.93	119.70	-	-	-	-	-	-
IVRCL Chandrapur Tollways Limited	-	417.55	118.44	-	-	-	-	-	-
IVRCL Patiala Bathinda Tollways Limited	158.60	158.60	-	-	-	-	-	-	-
IVRCL Chengapally Tollways Limited	113.81	93.05	-	-	-	-	-	-	-
IVRCL, SEW & Prasad Hyderabad J.V	-	-	-	1,050.39	1,316.81	870.65	-	-	-
IVRCL, Navayuga & SEW Joint Venture	-	-	-	330.21	303.01	294.52	-	-	-
Navyuga, IVRCL & SEW J.V	-	-	-	61.29	343.88	7.90	-	-	-
IVRCL BATPASCO ABB & AAG (JV) Hyderabad	-	-	-	261.06	361.26	166.06	-	-	-
CR18G - IVRCL (JV)	-	-	-	315.49	109.69	128.40	-	-	-
IVRCL - KBL - MEIL (JV) Hyderabad	-	-	-	89.67	229.51	229.51	-	-	-
IVRCL - KBL (JV) Hyderabad	-	-	-	155.64	182.89	166.41	-	-	-
IVRCL JL JV	-	-	-	184.18	252.33	236.73	-	-	-
KMB - IVRCL JOINT VENTURE	-	-	-	871.78	871.78	308.81	-	-	-
IVRCL - CR18G Consortium (JV)	-	-	-	212.43	263.16	372.43	-	-	-
IVRCL BATPASCO WPIL & MHI (JV) Hyderabad	-	-	-	399.06	324.27	491.93	-	-	-
MEIL IVRCL HCC & WPIL (JV)	-	-	-	133.22	194.39	178.21	-	-	-
IVRCL -G SHANKAR (JV)	-	-	-	431.31	233.49	734.11	-	-	-
IVRCL DRN-INFRA JV	-	-	-	680.57	531.44	-	-	-	-
Others	116.78	182.07	106.90	755.85	813.82	398.26	-	-	-
Total	478.25	1,296.27	651.13	5,932.15	6,331.73	4,583.93	-	-	-

Notes forming part of Financial Statements

(All Amounts ₹ in million, unless otherwise stated)



	Subsidiary Companies			Joint Venture			Associate Companies & Others		
	2016-17	2015-16	2014-15	2016-17	2015-16	2014-15	2016-17	2015-16	2014-15
<i>Mobilisation & Material Advance Received</i>									
SPB Developers Private Limited	193.93	193.93	193.93	-	-	-	-	-	-
IVRCL Indore Gujarat Tollways Limited	208.29	208.29	355.63	-	-	-	-	-	-
IVRCL Chengapalli Tollways Limited	-	637.69	704.94	-	-	-	-	-	-
IVRCL Chandrapur Tollways Limited	4.20	42.05	431.53	-	-	-	-	-	-
IVRCL, SEW & Prasad Hyderabad J.V	-	-	-	-	46.18	46.18	-	-	-
IVRCL – MBL (JV) Hyderabad	-	-	-	-	22.59	57.14	-	-	-
CR18G - IVRCL (JV)	-	-	-	-	58.78	85.95	-	-	-
IVRCL BATPASCO WPIL & MHI (JV) Hyderabad	-	-	-	-	69.71	107.39	-	-	-
IVRCL CR18G CONSORTIUM	-	-	-	17.13	24.63	39.63	-	-	-
SAPL & MBL – IVRCL (JV)	-	-	-	72.18	79.25	141.00	-	-	-
Others	-	-	4.09	0.40	0.40	-	-	-	-
Total	406.42	1,081.96	1,690.12	89.71	301.54	477.29	-	-	-
<i>Mobilisation Advance Given</i>									
Palladium Infrastructures & Projects Limited	-	-	-	-	-	-	4.19	66.53	136.05
Total	-	-	-	-	-	-	4.19	66.53	136.05
<i>Retention Money Payable</i>									
Hindustan Dorr Oliver Limited	-	5.01	5.01	-	-	-	-	-	-
Palladium Infrastructures & Projects Limited	-	-	-	-	-	-	164.84	114.06	260.54
Total	-	5.01	5.01	-	-	-	164.84	114.06	260.54
<i>Rent Deposit Given</i>									
Palladium Infrastructures & Projects Limited	-	-	-	-	-	-	1.38	1.38	1.38
Indus Palms Hotels & Resorts Limited	-	-	-	-	-	-	2.64	2.64	2.64
A.P. Enercon Engineers Private Limited	-	-	-	-	-	-	2.58	2.58	2.58
Total	-	-	-	-	-	-	6.60	6.60	6.60
<i>Corporate Guarantee</i>									
Hindustan Dorr-Oliver Limited*	10,927.80	12,358.60	12,358.60	-	-	-	-	-	-
Alkor Petroo Limited	680.81	657.20	657.20	-	-	-	-	-	-
HDO Technologiess Limited*	2,115.08	2,745.60	2,745.60	-	-	-	-	-	-
IVRCL Indore Gujarat Tollways Limited	17,288.28	16,394.30	13,880.80	-	-	-	-	-	-
IVRCL Chengapally Tollways Limited	1,250.00	1,250.00	1,250.00	-	-	-	-	-	-
Jalandhar Amritsar Tollways Limited*	1,417.02	1,417.02	1,535.42	-	-	-	-	-	-
IVRCL Lanka (Private) Limited	4,627.00	4,738.18	4,294.29	-	-	-	-	-	-
Sushee IVRCL Arunachal Highways Ltd*	-	-	-	-	-	-	743.00	743.00	743.00
Total	38,305.99	39,560.90	36,721.91	-	-	-	743.00	743.00	743.00

* Corporate guarantee figures subject to reconciliation and confirmation from the lenders and are based on outstanding book balance of the borrower Company as per unaudited financial statements.

Notes forming part of Financial Statements

(All Amounts ₹ in million, unless otherwise stated)



67.3 Transactions with Key Management Personnel / Relatives

Key Management Personnel/ Relatives	Designation	Remuneration #		Office Rent		Rent Deposit			Advance			Loan			
		Year ended March 31, 2017	Year ended March 31, 2016	Year ended March 31, 2017	Year ended March 31, 2016	As at March 31, 2017	As at March 31, 2016	As at April 1, 2015	As at March 31, 2017	As at March 31, 2016	As at March 31, 2017	As at March 31, 2016	As at April 1, 2015		
1. Mr. E. Sudhir Reddy	Chairman & Managing director	27.91	0.77	2.70	2.46	0.50	0.50	0.50	-	18.69	25.02	-	17.57	24.80	-
2. Mr. K. Ashok Reddy	Joint Managing Director	4.87	8.88	-	-	-	-	-	3.50	3.50	6.94	-	-	-	-
3. Mr. R. Balarami Reddy	Joint Managing Director & CFO	4.92	8.62	-	-	-	-	-	3.38	3.38	7.02	-	-	-	-
4. Mr. B. Subrahmanyam	Company Secretary	2.06	1.73	6.47	6.23	1.44	1.44	1.44	-	-	-	-	-	-	-
5. Relatives		-	-	-	-	1.44	1.44	1.44	-	-	-	-	-	-	-
Total		39.76	20.00	9.17	8.69	1.94	1.94	1.94	6.88	25.57	38.98	17.57	24.80		

The above figure does not include expense towards post employment benefit valued by an actuary, as separate figures are not available.

67.4 These Companies have provided/agreed to provide corporate guarantee to the lenders of the Company (i.e. IVRCL Limited) to the extent of all amounts payable to CDR lenders, the monitoring institutions and the security trustee under the Master Restructuring Agreement (MRA) pursuant to scheme of CDR.

67.5 Disclosure as per regulation 34(3) and 53(f) of the listing obligation and Disclosure Requirement

	Balance as on			Maximum Outstanding		
	As at March 31, 2017	As at March 31, 2016	Year ended March 31, 2016	Year ended March 31, 2017	Year ended March 31, 2016	Year ended March 31, 2016
IVRCL BUILDING PRODUCT LTD	301.16	301.14	301.16	301.16	301.14	301.14
ALKOR PETROO LIMITED	2,208.49	2,205.41	2,208.49	2,208.49	2,205.41	2,205.41
SALEM TOLLWAYS LIMITED	1,028.22	1,028.22	1,028.22	1,028.22	1,028.12	1,028.12
KUMARAPALAYAM TOLLWAYS LIMITED	282.64	297.64	297.64	297.64	312.64	312.64
JALANDHAR AMRITSAR TOLLWAYS LIMITED	624.78	646.39	624.78	624.78	646.39	646.39
CHENNAI WATER DESALINATION LIMITED	1,154.09	1,154.09	1,154.09	1,154.09	1,161.99	1,161.99
IVRCL CHENGAPALLY TOLLWAYS LTD	581.40	478.40	581.40	581.40	607.01	607.01
IVRCL INDORE GUJARAT TOLLWAYS LTD	35.48	35.48	38.23	38.23	35.48	35.48
Total	6,216.26	6,146.77	6,234.01	6,234.01	6,298.28	6,298.28

Notes forming part of Financial Statements

(All Amounts ₹ in million, unless otherwise stated)



68. Segment Reporting

a) Business segment:

The Company has considered “Engineering & Construction” as one business segment for disclosure in the context of Indian Accounting Standard 108 “Operating Segment”. The Company is engaged in the business of Engineering & Construction segment only for the period under report.

b) Geographical Segment:

During the period under report, the Company has engaged in its business primarily within India. The conditions prevailing in India being uniform, no separate geographical disclosure is considered necessary.

69. Joint Arrangements (JV)

	As at March 31 2017	As at March 31 2016	As at April 1, 2015
Summarised balance sheet			
Total assets	6,936.79	7,919.83	8,095.94
Total liabilities	5,594.48	6,392.04	7,103.84
Equity	1,342.31	1,527.79	992.10

Summarised statement of profit and loss

	Year ended 31 March 2017	Year ended 31 March 2016
Revenue	7,965.97	7,987.07
Other income	152.89	278.10
Total expense (including taxes)	8,142.97	7,941.76

70. The following investments in equity/preference shares have been pledged in respect of loans taken by the company and its subsidiaries and associates:

S. No.	Name of the company	No. of shares as at March 31, 2017	No. of shares as at March 31, 2016	Pledged in favour of
1	IVRCL INDORE GUJARAT TOLLWAYS LIMITED	13,075,395	13,075,395	IDBI Trusteeship Services Ltd
		16,364,031	12,562,635	IFCI Financial Services Ltd
2	IVRCL Chengapalli Tollways Limited	11,094,673	11,094,673	IDBI Trusteeship Services Ltd
		10,659,587	10,659,587	IFCI Financial Services Ltd
3	IVRCL Chandrapur Tollways Limited	13,705,230	11,370,450	IDBI Trusteeship Services Ltd
		5,796,580	5,796,580	SBICAP Trustee Company Limited
4	JALANDHRA AMRITSAR TOLLWAYS LIMITED	5,127,870	5,127,870	Indusind Bank
		4,560,000	4,560,000	Canara Bank
5	SALEM TOLLWAYS LIMITED	31,654,527	31,654,527	SBICAP Trustee Company Limited
		26,164,612	26,164,612	IDBI Trusteeship Services Ltd
		15,237,039	15,237,039	TATA Capital Financial Services Limited
		5,000,000	5,000,000	SBICAP Trustee Company Limited (Preferential Shares face Value of ₹100/-)

Notes forming part of Financial Statements

(All Amounts ₹ in million, unless otherwise stated)



S. No.	Name of the company	No. of shares as at March 31, 2017	No. of shares as at March 31, 2016	Pledged in favour of
6	KUMARAPALAYAM TOLLWAYS LIMITED	19,161,516	18,855,516	IDBI Trusteeship Services Ltd
		11,158,765	9,920,869	TATA Capital Financial Services Limited
7	CHENNAI WATER DESALINATION LIMITED	66,166,080	66,166,080	Canara bank
		25,947,482	25,947,482	Indusind bank
8	SPB DEVELOPERS Private Limited*	14,079,060	14,079,060	Andhra bank
		8,281,800	8,281,800	ICICI Bank
9	IOT UTKAL ENERGY SERVICES LIMITED	36,750,000	36,750,000	IDBI Trusteeship Services Ltd
		60,250,000	60,250,000	SBICAP Trustee Company Limited
10	HINDUSTAN DORR-OLIVER LIMITED	21,155,306	21,155,306	Bank of India
11	Sushee - IVRCL Arunachalhighways Ltd	6,162,000	6,162,000	Sushee Infra Private Ltd
		6,630	6,630	IDBI Trusteeship Services Ltd
12	IVRCL PSC Pipes Private Limited	167,000	167,000	SBICAP Trustee Company Limited
13	IVR Enviro Projects Private Limited	2,924,550	2,924,550	SBICAP Trustee Company Limited
14	IVRCL Steel Construction & Services Limited	50,000	50,000	SBICAP Trustee Company Limited
15	IVRCL-Cadagua Hogenakkal Water Treatment Company Pvt Ltd	6,000	6,000	SBICAP Trustee Company Limited
16	IVRCL Building Products Limited	599,995	599,995	SBICAP Trustee Company Limited
17	Saptashva Solar Limited	52,100	52,100	SBICAP Trustee Company Limited
18	IVRCL TLT Private Limited	10,000	10,000	SBICAP Trustee Company Limited
19	IVRCL Raipur - Bilaspur Tollways Limited	49,990	49,990	SBICAP Trustee Company Limited
20	IVRCL Narnual Bhiwani Tollways Limited	49,990	49,990	SBICAP Trustee Company Limited
21	First STP Private Limited	2,850,000	2,850,000	SBICAP Trustee Company Limited
22	IVRCL Gundugolanu Rajahmundry Tollways Limited	49,900	49,900	SBICAP Trustee Company Limited
23	IVRCL Patiala Bathinda Tollways Limited	49,900	49,900	SBICAP Trustee Company Limited
24	IVR Prime Developers (Tambaram) Private Limited	10,000	10,000	SBICAP Trustee Company Limited
25	RIHIM Developers Private Limited	10,000	10,000	SBICAP Trustee Company Limited
26	IVRCL Multilevel Car Parking Private Ltd	5,100	5,100	SBICAP Trustee Company Limited
27	IVRCL Goa Tollways Limited	49,990	49,990	SBICAP Trustee Company Limited

*Subsequent to the year end, Andhra Bank has sent demand notice dated May 29, 2017 to SPB Developers Private Limited initiating recovery proceedings under the Securitization and Reconstruction of Financial Assets and Enforcement of Security Interest Act 2002.

Notes forming part of Financial Statements

(All Amounts ₹ in million, unless otherwise stated)



71. Operating Lease

The Company has taken various plant and machinery including construction equipment under non-cancellable operating lease. The future minimum lease payments in respect of these as at March 31, 2017 are as follow:

	As at March 31, 2017	As at March 31, 2016
Payable not later than 1 year	108.60	108.14

72. Standalone financial statements includes:

- The unaudited financial statement/ financial information of 32 jointly controlled entities as certified by the Management, whose financial results reflect the Company's Share as at March 31, 2017 and share in loss (net) ₹ 13.05 million for the year ended on that date. In the opinion of the management, financial results of such JVs is not material to the Company.
- The unaudited financial statements of a branch Kingdom of Saudi Arabia included in the standalone financial statements of the Company whose financial statements/financial information reflects total assets of ₹ 0.01 million as at March 31, 2017 and total revenue is Nil for the year ended on that date.

In terms of our report attached

For CHATURVEDI & PARTNERS

Chartered Accountants

Firm Registration No. 307068E

For and on behalf of the Board of Directors

RAVINDRA NATH CHATURVEDI

Partner

Membership No. 092087

Date : May 30, 2017

Place : Hyderabad

E. SUDHIR REDDY

Chairman & Managing Director

DIN: 00023518

R. BALARAMI REDDY

Joint Managing Director & CFO

DIN: 00022176

B. SUBRAHMANYAM

Company Secretary

Independent Auditors' Report

To the Members of

IVRCL Limited

1. Report on the Consolidated Financial Statements

We have audited the accompanying Consolidated financial statements of IVRCL LIMITED (“the Holding Company or the Company”), and its subsidiaries (the Holding Company and its subsidiaries together referred to as “the group”), its associates and joint arrangements which comprise the Consolidated Balance Sheet as at March 31, 2017, the Consolidated Statement of Profit and Loss (including Consolidated other comprehensive income), the Consolidated Cash Flow Statement and the Consolidated Statement of Changes in Equity for the year then ended, and a summary of significant accounting policies and other explanatory information for the year then ended in which are incorporated the unaudited branch returns for the year ended on that date of the Company’s branch at Kingdom of Saudi Arabia (‘the branch’).

2. Management’s Responsibility for the Consolidated Financial Statements

The Company’s Board of Directors is responsible for the matters stated in Section 134(5) of the Companies Act, 2013 (“the Act”) with respect to the preparation and presentation of these Consolidated financial statements that give a true and fair view of the Consolidated financial position, Consolidated financial performance (including other comprehensive income), Consolidated cash flows and Consolidated changes in equity of the Group in accordance with the accounting principles generally accepted in India, including the Indian Accounting Standards specified under Section 133 of the Act, read with relevant Rules issued thereunder. This responsibility also includes maintenance of adequate accounting records in accordance with the provisions of the Act for safeguarding the assets of the Group and for preventing and detecting frauds and other irregularities; selection and application of appropriate accounting policies; making judgments and estimates that are reasonable and prudent; and design, implementation and maintenance of adequate internal financial controls, that were operating effectively for ensuring the accuracy and completeness of the accounting records, relevant to the preparation and presentation of the Consolidated financial statements that give a true and fair view and are free from material misstatement, whether due to fraud or error.

3. Auditors’ Responsibility

Our responsibility is to express an opinion on these Consolidated financial statements based on our audit.

We have taken into account the provisions of the Act, the accounting and auditing standards and matters which are required to be included in the audit report under the provisions of the Act and the Rules made there under.

We conducted our audit of consolidated financial statements in accordance with the Standards on Auditing specified under Section 143(10) of the Act. Those Standards require that we comply with ethical requirements and plan and perform the audit to obtain reasonable assurance about whether the Consolidated financial statements are free from material misstatement.

An audit involves performing procedures to obtain audit evidence about the amounts and the disclosures in the Consolidated financial statements. The procedures selected depend on the auditor’s judgment, including the assessment of the risks of material misstatement of the Consolidated financial statements, whether due to fraud or error. In making those risk assessments, the auditor considers internal financial control relevant to the Group’s preparation of the Consolidated financial statements that give a true and fair view in order to design audit procedures that are appropriate in the circumstances. An audit also includes evaluating the appropriateness of the accounting policies used and the reasonableness of the accounting estimates made by the Company’s Directors, as well as evaluating the overall presentation of the Consolidated financial statements.

We believe that the audit evidence we have obtained is sufficient and appropriate to provide a basis for our qualified audit opinion on the Consolidated financial statements.

4. Basis for Qualified Opinion

4.1 We refer to:

- a. Note 43 to the Consolidated financial statement, in respect of preparation of financial statements of the Company on going concern basis for the reasons stated therein and expiry of timeline to complete the process of CDR/ SDR. During the year the Company has incurred a Net Loss of ₹ 1,313.71 million resulting into accumulated losses of ₹ 21,729.94 million and substantial erosion of its Net worth as at March 31, 2017. The company’s current liabilities exceed current assets. The Company has obligations towards borrowings and pertaining to operations including unpaid creditors and other dues as at March 31, 2017. These matters require the Company to generate additional cash flows to fund the operations as well as other obligations notwithstanding the current level of low operating activities and difficulties with respect to realisation

- of its current assets including litigation in various projects. These conditions along with other matters as set forth in note 44, indicate the existence of a material uncertainty that may cast significant doubt on the Company's ability to continue as going concern and therefore the Company may be unable to realize its assets and discharge its liabilities in the normal course of business. The ultimate outcome of these matters is at present not ascertainable. Accordingly, we are unable to comment on the consequential impact, if any, on the Consolidated financial statements.
- b. Note 45 to the Consolidated Financial Statements with regard to recognition of deferred tax assets on account of carried forward unused tax losses and other taxable temporary differences aggregating to ₹ 9,570.59 million. Based on unexecuted orders on hand, the Management of the Company is confident that sufficient future taxable income will be available against which such deferred tax assets will be realised. However, in our opinion, in absence of convincing evidence that sufficient future taxable income will be available against which such deferred tax assets can be realized, such recognition is not in accordance with Indian Accounting Standard 12 "Income Taxes" (Ind AS 12). Had the aforesaid deferred tax assets not been recognised, loss after tax for the year ended on March 31, 2017 would have been higher by ₹ 9,570.59 million and other equity would have been lower by ₹ 9,570.59 million.
- c. Note 46 to the Consolidated Financial Statements in connection with the existence of material uncertainties over the realisability of bank guarantees encashed by customers, unbilled revenue, trade receivables and withheld amount aggregating to ₹ 18,682.13 million, included in financial and other assets which are past due/subject matters of various disputes /arbitration proceedings/ negotiations with the customers and contractors due to termination / foreclosure of contracts and other disputes. The management is yet to assess the change in risk of default and resultant expected credit loss allowance on such assets. In absence of the reasonable and supportable rebuttable information to corroborate management's assertion of recoverability, we are unable to comment on the extent to which these financial assets are recoverable and the consequential impact, if any, on the Consolidated financial statements.
- d. Note 47 to the Consolidated financial statements in respect of financial guarantees aggregating to ₹ 13,042.88 million, to the lenders of its two subsidiary Companies who have defaulted in their loan obligations and a lender has invoked corporate guarantees and initiated recovery actions against the Company for ₹ 7,956.80 million in respect of guarantees extended / executed by the Company in favour of such lender. The Company is yet to assess the changes in risk / expected cash shortfall to determine expected credit loss allowance/ impairment to be recognized in respect of these financial guarantees. The loss allowance in respect of these corporate guarantees is indeterminable; accordingly, we are unable to comment on the consequential impact, if any, on the Consolidated financial statements.
- e. Note 48 to the Consolidated financial statements in respect of MOU/definitive agreement entered in to by the Company for divestment of subsidiary companies. The sale consideration agreed for such divestment is lower than the carrying value of investments and outstanding advances. This will result into losses on divestment/diminution aggregating to ₹ 3,387.76 million as on March 31, 2017. Had the provision for the loss on sale of investments been made by the Company, loss for the year would have been higher and other equity would have been lower by ₹ 3,387.76 million.
- f. Note 49 to the Consolidated Financial Statements in respect of investment of ₹ 6,761.85 million and loans and advances of ₹ 4,322.33 million given to subsidiaries engaged in BOT and other projects, which are under disputes with the concessionaire, and other subsidiaries that have significant accumulated losses as at March 31, 2017. In absence of fair valuation of these Investments, we are unable to comment upon the carrying value these investments, recoverability of aforesaid loans and advances and the consequential impact, if any, on the Consolidated financial statements.
- 4.2 We refer following notes to the consolidated financial statements in respect of Hindustan Dorr Oliver Limited (The Subsidiary Company):
- a) Note 59 (a) (1 & 3) in respect of initiation of Corporate Insolvency Resolution Process (CIRP) and preparation of financial statements of the Company on going concern basis for the reasons stated therein. The accumulated losses of the Company as at March 31, 2017 amounting to ₹ 15,214.25

million have exceeded its net worth. Further, the Company's current liabilities exceed current assets. The Company has obligations towards borrowings aggregating to ₹ 16,683.44 million which include working capital loan and outstanding bank guarantees from banks. The Company has also obligations pertaining to operations including unpaid creditors and statutory dues. These matters require the Company to generate additional cash flows to fund the operations as well as other statutory obligations notwithstanding the current level of low operating activities. This indicates the existence of a material uncertainty that cast significant doubt on the Company's ability to continue as going concern and therefore the Company may be unable to realize its assets and discharge its liabilities in the normal course of business. The Consolidated financial statements does not include any adjustment in this respect;

- b) Note 59 (a) (4) in respect of various claims, being submitted by the financial creditors, operational creditors, workmen or employee and authorized representative of workmen and employees of the Company to Resolution Professional pursuant to the Insolvency and Bankruptcy Board of India (Insolvency Resolution Process for Corporate Persons) Regulation 2016 that are currently under consideration/reconciliation. Pending reconciliation/admission of such claims by the IRP, we are unable to comment on the consequential impact, if any, on the Consolidated financial statements;
- c) Note 59 (a) (5) in respect of invocation of corporate guarantees aggregating to ₹ 2,309.85 million and initiation of recovery actions against the company in earlier year in respect of such guarantees extended / executed for its one Indian subsidiary (HDO Technologiess Limited) in favour of the lenders. In view of the ongoing Corporate Insolvency Resolution Process (CIRP), we are unable to determine the impact on the Consolidated financial statements pending conclusion of CIRP;
- d) Note 59 (a) (6) in respect of overdue trade receivables aggregating to ₹ 283.12 million pertaining to certain projects wherein the Management of the Company is yet to assess loss allowance/expected credit loss on such trade receivables. Had the loss allowance in respect of such trade receivables been recognized, the loss after tax would have been higher by ₹ 283.12 million and total assets and net worth would have been lower by ₹ 283.12 million respectively;
- e) Note 59 (a) (7) wherein external confirmation are not available in respect of trade receivables including retention money, bank balances and trade payables/ mobilization advances. The Company is yet to assess loss allowance/expected credit loss on such trade receivables. Accordingly, we are unable to quantify the impact, if any, arising from the confirmation of balances/ loss assessment;
- f) Note 59 (a) (8) & (9) in respect of corporate guarantee extended by the company, in earlier year and disclosed during the year, in favor of security trustee of the CDR Lenders of the holding company, corporate guarantee and financial guarantees extended to contractee/clients by the company and by the lenders respectively. The Company is yet to assess the changes in risk / expected cash shortfall to determine expected credit loss allowance/ impairment to be recognized in respect of these financial guarantees. The loss allowance in respect of these guarantees is indeterminable; accordingly, we are unable to comment on the consequential impact, if any, on the Consolidated financial statements;
- g) Note 59 (a) (10) in respect of balances available with statutory authorities and input credits aggregating to ₹ 121.31 million that are subject to reconciliation, filing of return and admission by the respective statutory authorities and no provision has been made thus, we are unable to comment whether any provision for impairment in the value of advances is required;
- h) Note 59 (a) (11) in respect of write back of various trade payable, provisions and advances from customers aggregating to ₹ 1,076.45 million for the reasons stated therein. Had the various trade payable, provisions and advances from customers not been written back, total liabilities and the loss after tax would have been higher by ₹ 1,076.45 million and net worth would have been lower by ₹ 1,076.45 million respectively.
- 4.3 We refer following notes to the consolidated financial statements in respect of HDO Technologiess Limited, (a step down Subsidiary Company):
- a. Note 59 (b) (1) and (2) in respect of initiation of Corporate Insolvency Resolution Process (CIRP) and preparation of financial statements of the Company on going concern basis for the reasons stated therein. The accumulated losses of the Company as at March 31, 2017 amounting to ₹ 2,210.51

- million have exceeded its net worth. Further, the Company's current liabilities exceed current assets. The Company has obligations towards borrowings aggregating to ₹ 2,309.85 million which include working capital loan and outstanding bank guarantee from banks. The Company has also obligations pertaining to operations including unpaid creditors and statutory dues. These matters require the Company to generate additional cash flows to fund the operations as well as other statutory obligations notwithstanding the current level of low operating activities. This indicates the existence of a material uncertainty that cast significant doubt on the Company's ability to continue as going concern and therefore the Company may be unable to realize its assets and discharge its liabilities in the normal course of business. The Consolidated financial statements does not include any adjustment in this respect;
- b. Note 59 (b) (3) in respect of various claims, submitted by the financial creditors, operational creditors, workmen or employee and authorized representative of workmen and employees of the Company to Interim Resolution Professional pursuant to the Insolvency and Bankruptcy Board of India (Insolvency Resolution Process for Corporate Persons) Regulation 2016 that are currently under consideration/reconciliation. Pending reconciliation/admission of such claims by the IRP, we are unable to comment on the consequential impact, if any, on the Consolidated financial statements;
 - c. Note 59 (b) (4) in respect of invocation of corporate guarantees aggregating to ₹ 14,171.70 million and initiation of recovery actions against the company in earlier year in respect of such guarantees extended / executed for its Holding Company in favor of the lenders. In view of the ongoing Corporate Insolvency Resolution Process (CIRP) in respect of Holding Company, we are unable to determine the impact on the accompanying statement pending conclusion of CIRP;
 - d. Note 59 (b) (5) regarding the status of overdue trade receivable aggregating to ₹ 76.65 million the Management of the Company is yet to assess loss allowance/expected credit loss on such trade receivables. Had the loss allowance in respect of such trade receivables been recognized, the loss after tax would have been higher by ₹ 76.65 million and total assets and net worth would have been lower by ₹ 76.65 million respectively;
 - e. Note 59 (b) (6) in respect of trade receivables including retention money, mobilization advances and trade payables, external confirmations of the balances are not available and company is yet to assess loss allowance/expected credit loss on such trade receivables. Accordingly, we are unable to quantify the impact, if any, arising from the confirmation of balances/ loss assessment;
 - f. Note 59 (b) (7) & (8) in respect of corporate guarantee extended by the company, in earlier year and disclosed during the year, in favor of security trustee of the CDR Lenders of the ultimate holding company and financial guarantees extended to contractee/clients by the lenders. The Company is yet to assess the changes in risk / expected cash shortfall to determine expected credit loss allowance/ impairment to be recognized in respect of these financial guarantees. The loss allowance in respect of these guarantees is indeterminable; accordingly, we are unable to comment on the consequential impact, if any, on the Consolidated financial statements;
 - g. Note 59 (b) (9) wherein work execution remains on hold in respect of Capital Work In Progress (CWIP) aggregating to ₹ 60.16 million for long period and management does not have any comprehensive plan for completion of the same in foreseeable future. CWIP has not been subjected to impairment testing under IND AS 36, Impairment of Assets. Accordingly, we are not able to comment on the recoverability of the same;
 - h. Note 59 (b) (10) in respect of non-moving work in progress (WIP) aggregating to ₹ 57.77 million which are lying for long period due to order cancellation/ hold by the customer, delay in execution etc. In absence of evaluation of obsolescence/ realisable value, we are unable to comment on the extent to which such work-in-progress is realisable;
 - i. Note 59 (b) (11) regarding the status of overdue trade receivable aggregating to ₹ 213.98 million due from the holding company which has been classified as a good and in respect of which no allowance has been considered necessary for the reason explained therein. However, this amount does not have any impact being an inter-company balances;
 - j. Note 59 (b) (12) in respect of receivables aggregating to ₹ 13.35 million pertaining to Excise duty/service tax credit reversed by the Excise Authority and which are subject to litigation and no

provision has been made. Had the loss allowance in respect of such receivables been recognized, the loss after tax would have been higher by ₹ 13.35 million and total assets and net worth would have been lower by ₹ 13.35 million respectively.

4.4 We refer following notes to the consolidated financial statements in respect of IVRCL Indore Gujarat Tollways Limited, (a Subsidiary Company):

a. Note 59 (c) (1) whereby the Company had received noticed from NHAI for its intention to terminate the project notice vide Letter NO.NHAI/MP/BOT/1102/04/2007/49301 dated February 24, 2014 under clause 37.1.2 of the Concession agreement due to non-achievement of various milestones. The company has requested to withdraw its notice citing the reasons. The Management of the company is confident of amicable resolution of the issue with the National Highway Authority of India. In the absence of sufficient appropriate evidence in this regard, we are unable to comment upon the recoverability of such assets together with consequential impact, if any, arising out of the same.

b. Note 59(c)(2) regarding capitalization of borrowing cost during the year amounting to ₹ 1,806.08 million and ₹ 4,623.87 million as at March 31, 2017 towards cost of the project for the reasons stated therein. In view of insignificant construction activities during the year, in our opinion, the capitalization of such expenses is not consistent with the Indian Accounting Standard (Ind AS - 23), Borrowing Costs and Indian Accounting Standard-11, Construction Contracts. Had the observation under this paragraph would have been considered, the intangible assets under development and Net worth during the year would have been lower by ₹ 4,623.87 million respectively.

4.5 We refer following notes to the consolidated financial statements in respect of SPB Developers Private Limited, (a Subsidiary Company):

a. Note 59 (d) (1) regarding notices sent by the Company for intention of termination and termination notice for the project work pursuant to clause 37.2.2 of concession agreement stating prolonged delays in curing the defaults and indecisiveness on compensation proposal by the government and the government is in violation of clause 10.3.2, 35.2 and clause 25.2.3 of the concession agreement. The financial statements

have been prepared on the basis that company is going concern as management expects prolonged litigation and the company is in process of submission of entitled termination payments as per concession agreement.

b. Note 59 (d) (2) regarding capitalization of borrowing cost during the year amounting to ₹ 251.49 million and ₹ 694.46 million as at March 31, 2017 towards cost of the project for the reasons stated therein. In view of insignificant construction activities during the year, in our opinion, the capitalization of such expenses and recognition of revenue is not consistent with the Indian Accounting Standard-23, Borrowing Costs and Indian Accounting Standard-11, Construction Contracts. Had the observation under this paragraph would have been considered, the intangible assets under development and Net worth during the year would have been lower by ₹ 694.46 million respectively.

4.6 We refer following remarks to the consolidated financial statements in respect of IVRCL Lanka (PVT) Limited (a Foreign Subsidiary Company) wherein the other auditors had stated in their report for the financial year ended March 31, 2016 :

a. The valuation of the Project Work in progress amounting to ₹ 1,058.52 million as at March 31, 2016 (₹ 1,228.94 million as at March 31, 2017 based on unaudited accounts) could not be ascertained in the absence of independent valuation.

b. We did not observe the physical inventory verification at the end of the financial year. Therefore, we could not ascertain the existence and condition of the Raw material inventories held as at March 31, 2016 amounting to ₹ 9.98 million (₹ 22.44 million as at March 31, 2017 based on unaudited accounts).

c. The accuracy & completeness of advance payment made to Company's supplier oasis Delta International Limited amounting to ₹ 22.64 million as at March 31, 2016 (₹ 80.64 million as at March 31, 2017 based on unaudited accounts).

d. The gratuity liability is not provided in the financial Statements.

4.7 We refer to Note 59 (h) (2), to the consolidated financial statements in respect of IVRCL Chandarpur Tollways Limited, (a Subsidiary Company) wherein the other auditors had stated in their report for the financial year ended March 31, 2016, "due to

delay in completion of the project by more than 2 years, it is observed that the company not only incurred additional expenses towards overheads and financial expenses but also suffered loss of revenue from toll collection.”

- 4.8 We refer to note 59 (k) to the Consolidated Financial Statements in respect of adjustment of Capital grant aggregating ₹ 175 million has been adjusted against intangible assets as on the transition date (i.e. April 01, 2015) and consequently amortization of intangible assets for the year ended on March 31, 2016 & March 31, 2017 is reduced by ₹ 7.61 million and ₹ 7.44 million respectively. In our opinion such treatment of capital grants is not in accordance with the treatment enunciated in IND AS 20- Accounting for Government Grants and Disclosure of Government Assistance. Had our observation been considered total assets including intangible assets would have been higher by ₹ 159 million (net of amortization) as at March 31, 2017 amortization for the year ended March 31, 2016 and March 31, 2017 would have been higher by ₹ 7.61 million and ₹ 7.44 million respectively.
- 4.9 We refer to note 41 & 73(b) to the Consolidated financial statements in respect of consolidation of financial statements / financial information of 50 subsidiaries whose financial statements / financial information are not audited by their respective auditors and reflect net liabilities of ₹ 9,726.07 million as at March 31, 2017, total revenues of ₹ 4,811.63 million and net cash flows amounting to ₹ 66.39 million for the year ended on that date, as considered in the consolidated financial statements. These financial statements/ financial information for the current financial year ended March 31, 2017, including the comparative figures and reconciliation of total equity, total comprehensive income, balance sheet, and profit & loss for the corresponding financial year ended on March 31, 2016 & March 31, 2015 under IND AS vis-a-vis under previous GAAP, as reported in these consolidated financial statements have been presented solely based on the information compiled by the management. In our opinion and according to the information and explanations given to us by the Management, these financial statements /financial information, in aggregate, are material to the Group and have not been subjected to audit hence we are unable to comment on the consequential impact, if any, on the consolidated financial statements.

5. Qualified Opinion

In our opinion and to the best of our information and according to the explanations given to us, except for the effects of the matters described under paragraph 4.1(b), 4.1(e), 4.2(d), 4.2(h), 4.3(d), 4.3(j), 4.4(b), 4.5(b) & 4.8 and possible effects of the matters described under paragraph 4.1(a), 4.1(c), 4.1(d), 4.1(f), 4.2(a), 4.2(b), 4.2(c), 4.2(e), 4.2(f), 4.2(g), 4.3(a), 4.3(b), 4.3(c), 4.3(e), 4.3(f), 4.3(g), 4.3(h), 4.3(i), 4.4(a), 4.5(a), 4.6(a), 4.6(b), 4.6(c), 4.6(d), 4.7 & 4.9 in the basis for qualified opinion, the aforesaid Consolidated financial statements give the information required by the Act in the manner so required and give a true and fair view in conformity with the accounting principles generally accepted in India, of the state of affairs of the Group as at March 31, 2017, and its Consolidated losses (including Consolidated other comprehensive income), its Consolidated cash flows and the Consolidated changes in equity for the year ended on that date.

6. Emphasis of matters

1. Attention is invited to:
 - a. Note 50 to the Consolidated financial statements wherein one lender has initiated recovery proceedings against the Company under the Securitization and Reconstruction of Financial Assets and Enforcement of Security Interest Act, 2002 in respect of outstanding loan of aggregating to ₹ 1,308.30 million. Pending the ultimate outcome of the matter, which is presently not ascertainable, no adjustment has been made in the Consolidated financial statements.
 - b. Note 51 to the Consolidated financial statements in respect of the indicative recompense of ₹ 3,478.10 million, payment of which is contingent on various factors including improved performance of the Company and many other conditions, the outcome of which is currently uncertain and hence the proportion of amount payable as recompense has been treated as contingent liability.
 - c. Note 52 to the Consolidated Financial Statements in respect of certain projects wherein the Management of the Company has considered unbilled revenue amounting to ₹ 821.51 million, as good and fully recoverable for the reasons stated therein.
 - d. Note 53 to the Consolidated Financial Statements in respect of advances to various parties aggregating to ₹ 849.54 million which are outstanding for long period of time and considered good by the management.

- e. Note 54 to the Consolidated Financial Statements in respect of pending winding up petitions against the company and the matters being subjudice, the company is taking necessary steps for settlement.
- f. Note 55 to the Consolidated Financial Statements regarding pending confirmation of balances for various trade receivables, trade payables, borrowings aggregating to ₹ 9,304.57 million from the lender banks and pending confirmation of banks balances aggregating to ₹ 9.29 million.
- g. Note 56 to the Consolidated Financial Statements in respect of managerial remuneration where the Company is awaiting central government approval and/or in the process of making application to the central government.
- h. Note 57 to the Consolidated financial statements in respect of collapse of an under construction structure at project site and pending assessment of damages/loss and related insurance claim for such loss. Pending outcome of the matter, which is presently not ascertainable, no adjustment has been made in the Consolidated financial statements.
2. Attention is invited to note 59 (a) (1) of the consolidated financial statements regarding consolidation of Indian Subsidiary Companies (Hindustan Dorr Oliver Limited and HDO Technologiess Limited) for the reasons stated therein. Our opinion is not qualified in respect of this matter.
3. Attention is invited to Note 59 (c) (6) to the Consolidated Financial Statements in respect of IVRCL Indore Gujarat Tollways Limited, a subsidiary of the Company, whereby the auditors of the Company have reported in respect of ₹ 433.70 million related to sacrifice made by the CDR lenders upto March 31, 2017 as per Master Restructuring Agreement (MRA). The recompense payable by the company is contingent on various factors including improved performance of the Company and many other conditions, the outcome of which is currently uncertain and hence the proportion of amount payable as recompense has been treated as contingent liability.
4. Attention is invited to Note 59 (e) to the Consolidated Financial Statements in respect of IVRCL TLT Private Limited, a subsidiary of the Company, whereby the company's accumulated losses are in excess of its net worth. The management is confident of implementing its business plan and considering the future prospects, the financial statements have been prepared on a going concern basis.
5. Attention is invited to Note 59(h) (1) & (3) to the consolidated financial statements in respect of IVRCL Chandarpur Tollways Limited, (a Subsidiary Company) wherein the other auditors had stated in their report for the financial year ended March 31, 2016:
- a. During the previous year 2015-16, cost of the project revised upwardly from 8,066.60 million to 8,824.80 million. As per Lender's Independent Engineer report, cost of work completed till 31.03.2016 is ₹ 6,893.57 million (₹ 7,013.87 million as at March 31, 2017 based on unaudited accounts). Independent Engineer's report is still awaited.
- b. The Company has given Escalation Amount of ₹ 338.42 million to EPC Contractor (a related party) not obligated by the EPC Contract.
6. Attention is invited to Note 59 (i) (1), (2) & (3) to the Consolidated Financial Statements of Chennai Water Desalination Limited, a subsidiary of the Company wherein the other auditors had stated in their report for the financial year ended March 31, 2016;
- a. In respect of outstanding balance of sponsor loan payable as at March 31, 2016 to the Holding Company of ₹ 1,154.09 million (₹ 1,154.09 million as at March 31, 2016 based on unaudited accounts). The interest on the sponsor loan for the Previous financial year of ₹ 267.28 million (₹ 267.28 million during the year ended March 31, 2017 based on unaudited accounts), was not provided for, in the books of account, due to pending concurrence from the bankers. If the interest on the sponsor loan was considered in the books of account, the loss would have further increased by ₹ 297.00 million.
- b. In respect of claims receivable from EPC Contractor amounting to ₹ 810.00 million, on which the interest for the previous financial year of ₹ 185.65 million (₹ 185.65 million during the year ended March 31, 2017 based on unaudited accounts) was not provided for, in the books of account, due to pending final documentation. If the interest on claims receivable from EPC Contractor

was considered as Income in the books of account, the current year Loss would have been reduced by ₹ 229.83 million.

- c. Additional penalty of ₹ 56.58 million (56.58 million as at March 31, 2017 based on unaudited accounts) recovered by CMWSSB from the amounts receivable by the Company towards water capacity charges and water variable charges from CMWSSB was not as per contractual terms and hence was not accounted as expenditure in the books of accounts. The cumulative loss upto March 31, 2017 is ₹ 194.94 million.
7. Attention is invited to Note 59(j) (1), (2) & (3) to the Consolidated Financial Statements of IVR Hotels and Resorts Limited, a subsidiary of the Company;
 - a. Objection raised over mortgage of the land held by the company and development rights received from various land companies to the bankers of the Company and lenders of IVRCL Limited (holding Company) to the extent of 260 and 152 acres respectively for securing various credit facilities. The management of the company is pursuing the issue and in consultation with group of shareholders to resolve the matter.
 - b. In respect of secured loan due, the lender bank has initiated recovery proceedings against the Company under Securitization And Reconstruction of Financial Assets and Enforcement of Security Interest act, 2002 in respect of outstanding loan of ₹ 547.00 million plus interest and costs thereafter.
 - c. In respect of accumulated losses and obligation towards borrowings, the management of the company is confident of improvement in its business operations.
 8. Attention is invited to note 59 (d) (3) to the consolidated financial statements in respect of SPB Developers Private Limited wherein subsequent to year end a lender has initiated recovery proceedings under the Securitization and Reconstruction of Financial Assets and Enforcement of Security Interest Act 2002.
 9. Attention is invited to Note 73(b) in respect of consolidation of unaudited financial statements of subsidiary company and its step down subsidiary company for the reasons stated therein.

10. Refer Note 74(a) to the consolidated financial statements in respect of non-consolidation of certain subsidiary companies on account of non-availability of financial information.

Our opinion is not qualified in respect of these matters.

7. Other Matters

- a) We did not audit the financial statements/ information of a branch at Kingdom of Saudi Arabia included in the Consolidated financial statements of the Company whose financial statements / financial information reflect total assets of ₹ 0.01 million as at March 31, 2017 and total revenue is Nil for the year ended on that date, as considered in the Consolidated financial statements.
- b) The financial information of the Group for the year ended March 31, 2016 and the transition date opening balance sheet as at April 1, 2015 included in the Consolidated financial statements, are based on the previously issued audited Consolidated financial statements for the years ended March 31, 2016 and March 31, 2015 prepared in accordance with the Companies (Accounting Standards) Rules, 2006 (as amended) which were audited by us, on which we have expressed modified opinion dated May 30, 2016 and modified opinion dated May 30, 2015 respectively. The adjustments to those Consolidated financial statements for the differences in accounting principles adopted by the Company on transition have been audited by us.
- c) We did not audit the financial statements / financial information of 17 subsidiaries whose financial statements / financial information reflect net assets of ₹ 17,066.20 million as at March 31, 2017, total revenues of ₹ 3,680.98 million and net cash outflows amounting to ₹ 0.93 million for the year ended on that date and 32 joint arrangements as considered in the consolidated financial statements. These financial statements / financial information have been audited by other auditors whose reports have been furnished to us by the Management and our opinion on the consolidated financial statements, in so far as it relates to the amounts and disclosures included in respect of these subsidiaries and our report in terms of sub-sections (3) and (11) of Section 143 of the Act, in so far as it relates to the aforesaid subsidiaries is based solely on the reports of the other auditors.
- d) Refer Note 74(b) of the consolidated financial statements regarding non-availability of the

financial statement of certain associates as at March 31, 2015. The investment of associates at ₹ 247.96 million in the Consolidated Financial Statements have not been adjusted in the consolidated financial statements in absence of their financial statement as at March 31, 2015 and that may have been required had the financial statements were available.

Our opinion on the consolidated financial statements, and our report on other legal and regulatory requirements below, is not qualified in respect of the above matters with respect to our reliance on the work done and the reports of other auditors and the financial statements.

8. Report on Other Legal and Regulatory Requirements

1. As required by section 143 (3) of the Act, based on our audit and on the consideration of the reports of the other auditors on separate financial statements and other financial information of the subsidiaries, we report, to the extent applicable, that:

- a) We have sought and except for the effects/possible effects of the matters described under “Basis for qualified opinion” paragraph and paragraph 2(i)(iv), have obtained all the information and explanations which to the best of our knowledge and belief were necessary for the purpose of our audit of the aforesaid consolidated financial statements;
- b) Except for the effects/possible effects of matters described in the “Basis for qualified opinion” paragraph, in our opinion, proper books of account as required by law relating to preparation of the aforesaid consolidated financial statements have been kept so far as it appears from our examination of those books and the reports of the other auditors and unaudited accounts/returns adequate for the purpose of our audit have been received from the branches not visited by us.
- c) The Consolidated Balance Sheet, the Consolidated Statement of Profit and Loss (including consolidated other comprehensive income), the consolidated Cash Flow Statement and the consolidated Statement of Changes in Equity dealt with by this Report are in agreement with the relevant books of account maintained for the purpose of preparation of the consolidated financial statements.

- d) in our opinion, except for the effects/possible effects of the matters described in the “Basis for qualified opinion” paragraph, the aforesaid Consolidated financial statements comply with the Indian Accounting Standards specified under section 133 of the Act.
- e) The matters described under “Basis for Qualified Opinion” and “Emphasis of Matters”, in our opinion, may have an adverse effect on the functioning of the Group;
- f) On the basis of the written representations received from the directors of the Holding Company as on March 31, 2017 and taken on record by the Board of Directors of Holding Company and the reports of the statutory auditors of its subsidiary companies none of the directors of the group companies that are incorporated in India is disqualified as on March 31, 2017 from being appointed as a director in terms of Section 164 (2) of the Act.
- g) The qualification relating to the maintenance of accounts and other matters connected there with are as stated in the Basis for Qualified Opinion paragraph;
- h) With respect to the adequacy of the internal financial controls over financial reporting of the Group and the operating effectiveness of such controls, refer to our separate Report in “Annexure A”. Our report expresses a qualified opinion on the adequacy and operating effectiveness of the Group’s internal financial control over financial reporting.
- i) With respect to the other matters to be included in the Auditor’s Report in accordance with Rule 11 of the Companies (Audit and Auditors) Rules, 2014, in our opinion and to the best of our information and according to the information and explanations given to us and based on the consideration of the report of the other auditors on separate financial statements and except for the effects/possible effects of matter described in para 4 of basis of qualified opinion;
 - i. The consolidated financial statements disclose the impact of pending litigations on the consolidated financial position of the Group, its associates and joint ventures (Refer note 42);

- ii. Provision has been made in the consolidated financial statements as required under the applicable law or accounting standards, for material foreseeable losses, if any, on long-term contracts. The Group did not have any derivative contracts;
- iii. There has not been any delay in transferring amounts, required to be transferred, to the Investor Education and Protection Fund by the Group during the year ended March 31, 2017 except in case of holding Company where there was delay of 4 days.
- iv. The Group has provided requisite disclosures in the financial statements as to holdings as well as dealings in Specified Bank Notes during the period from November 8, 2016 to December 30, 2016. However, in respect of the holding Company, we are unable to obtain sufficient and appropriate audit evidence with respect to the denominations of the amounts deposited with the bank to report whether the

disclosures are in accordance with books of account maintained by the company and as produced to us by the management. Remarks of the other auditors of the subsidiary companies are reproduced in Appendix 1. Further, in respect of 50 subsidiaries as given in Appendix 2, such disclosures are based on unaudited financial statements/ financial information, consequently, we are unable to obtain sufficient and appropriate audit evidence to report whether the disclosures to the extent stated in the notes are in accordance with the books of accounts maintained by those entities and as consolidated by the management. (Refer note 65).

For CHATURVEDI & PARTNERS
Chartered Accountant
Firm Registration No. 307068E

RAVINDRA NATH CHATURVEDI
Partner
Membership No. 092087

Place: Hyderabad
Date: May 30, 2017

Annexure “A” to the Independent Auditors’ Report of even date on the Consolidated Financial Statements of IVRCL Limited

1. Report on the Internal Financial Controls under Clause (i) of Sub-section 3 of Section 143 of the Companies Act, 2013 (“the Act”)

In conjunction with our audit of the consolidated financial statements of **IVRCL LIMITED (“the Holding Company or the Company”)**, and its subsidiaries (the Holding Company and its subsidiaries together referred to as “the group”) as at and for the year ended March 31, 2017, we have audited the internal financial controls over financial reporting of IVRCL Limited (hereinafter referred to as “the Holding Company”) and its subsidiary companies, which are companies incorporated in India, as of that date.

2. Management’s Responsibility for Internal Financial Controls

The respective Board of Directors of the Holding Company and its subsidiary companies, which are companies incorporated in India, is responsible for establishing and maintaining internal financial controls based on the internal control over financial reporting criteria established by the Company considering the essential components of internal control stated in the Guidance Note on Audit of Internal Financial Controls Over Financial Reporting issued by the Institute of Chartered Accountants of India. These responsibilities include the design, implementation and maintenance of adequate internal financial controls that were operating effectively for ensuring the orderly and efficient conduct of its business, including adherence to company’s policies, the safeguarding of its assets, the prevention and detection of frauds and errors, the accuracy and completeness of the accounting records, and the timely preparation of reliable financial information, as required under the Companies Act, 2013.

3. Auditors’ Responsibility

Our responsibility is to express an opinion on the Group’s internal financial controls over financial reporting based on our audit. We conducted our audit in accordance with the Guidance Note on Audit of Internal Financial Controls Over Financial Reporting (the “Guidance Note”) and the Standards on Auditing, to the extent applicable to an audit of internal financial controls, both issued by the Institute of Chartered Accountants of India. Those Standards and the Guidance Note require that we comply with ethical requirements and plan and perform the audit to obtain reasonable assurance about whether adequate internal financial controls over financial reporting was established and maintained and if such controls operated effectively in all material respects.

Our audit involves performing procedures to obtain audit evidence about the adequacy of the internal

financial controls system over financial reporting and their operating effectiveness.

Our audit of internal financial controls over financial reporting included obtaining an understanding of internal financial controls over financial reporting, assessing the risk that a material weakness exists, and testing and evaluating the design and operating effectiveness of internal control based on the assessed risk. The procedures selected depend on the auditor’s judgment, including the assessment of the risks of material misstatement of the financial statements, whether due to fraud or error.

We believe that the audit evidence we have obtained and the audit evidence obtained by the other auditors in terms of their reports referred to in the Other Matters paragraph below, is sufficient and appropriate to provide a basis for our qualified opinion on the IFCoFR of the Holding Company and its subsidiary companies as aforesaid.

4. Meaning of Internal Financial Controls Over Financial Reporting

A company’s internal financial control over financial reporting is a process designed to provide reasonable assurance regarding the reliability of financial reporting and the preparation of financial statements for external purposes in accordance with generally accepted accounting principles. A company’s internal financial control over financial reporting includes those policies and procedures that (1) pertain to the maintenance of records that, in reasonable detail, accurately and fairly reflect the transactions and dispositions of the assets of the company; (2) provide reasonable assurance that transactions are recorded as necessary to permit preparation of financial statements in accordance with generally accepted accounting principles, and that receipts and expenditures of the company are being made only in accordance with authorisations of management and directors of the company; and (3) provide reasonable assurance regarding prevention or timely detection of unauthorised acquisition, use, or disposition of the company’s assets that could have a material effect on the financial statements.

5. Inherent Limitations of Internal Financial Controls Over Financial Reporting

Because of the inherent limitations of internal financial controls over financial reporting, including the possibility of collusion or improper management override of controls, material misstatements due to error or fraud may occur and not be detected. Also, projections of any evaluation of the internal financial controls over financial reporting to future periods are subject to the risk that the internal financial control over financial reporting may become inadequate because of changes in conditions, or that the degree of compliance with the policies or procedures may deteriorate.

6. Basis for Qualified Opinion

In our opinion and according to the information and explanations given to us and based on our audit, the following material weaknesses have been identified as at March 31, 2017:

- a) The Holding Company did not have appropriate internal financial controls over (a) Assessment of recoverability of deferred tax assets (b) Assessment of expected credit loss/loss allowance of bank guarantees encashed by customers, unbilled revenue, trade receivables and withheld amounts which are subject matters of various disputes / arbitration proceedings/ negotiations with the customers and contractors due to termination / foreclosure of contracts and other disputes. (c) Assessment of expected cash shortfall and resultant loss allowance that may be required in respect of invocation of corporate guarantees and initiation of recovery actions against the Company in respect of such guarantees extended / executed for its two subsidiaries in favour of the lenders. (d) Assessment of impairment in value of long term equity investment and assessment of impairment in value of loans and advances to various subsidiary companies whose net worth has eroded and continues to incur losses as on March 31, 2017. (e) Control over reconciliation of subcontractors work bills with the work bills submitted to the clients and physical progress of works completed, which could potentially result into inaccurate estimation of percentage of work completed and consequently delay in the realization of unbilled revenue/receivables. (f) Controls over projects costs estimation and review of balance costs to complete in respect of work projects, which could potentially result into inaccurate estimation of foreseeable losses on works contracts. (g) maintenance of records and implementation of procedures for identification of deposits in specified bank notes.
- b) The holding company has consolidated financial statements / financial information of 49 subsidiary companies, which are companies incorporated in India, which has been included in the consolidated financial statements based on unaudited financial statements/financial information. Hence, we are unable to comment on the adequacy and operating effectiveness of the internal financial controls over financial reporting related to the consolidation of the said entities and consequently the items of revenues, expenses, assets, liabilities and net cash flows from the said subsidiary companies which are companies incorporated in the consolidated financial statements of the holding Company have not been audited and therefore not reported by us. The inadequate supervisory and review control over Company's process in respect of its aforesaid assessment in accordance with the accounting

principles generally accepted in India could potentially result in a material misstatement in preparation and presentation of financial statement including the profit/loss after tax. Refer appendix -2

A 'material weakness' is a deficiency, or a combination of deficiencies, in internal financial control over financial reporting, such that there is a reasonable possibility that a material misstatement of the company's annual or interim financial statements will not be prevented or detected on a timely basis.

7. Qualified opinion

In our opinion, except for the possible effects of material weaknesses described in "basis of qualified opinion" paragraph above, the group has, in all material respects, an adequate internal financial controls system over financial reporting and such internal financial controls over financial reporting were operating effectively as at March 31, 2017, based on the internal control over financial reporting criteria established by the Company considering the essential components of internal control stated in the Guidance Note on Audit of Internal Financial Controls Over Financial Reporting issued by the Institute of Chartered Accountants of India.

We have considered the material weaknesses identified and reported above in determining the nature, timing, and extent of audit tests applied in our audit of the March 31, 2017 Consolidated financial statements of the Company, and these material weaknesses have affected our opinion on the Consolidated financial statements of the Company and we have issued a qualified opinion on the Consolidated financial statements.

8. Other Matter

- a) Our aforesaid report under section 143(3)(i) of the Act on the adequacy and operating effectiveness of the internal financial controls over financial reporting in so far as at related to 17 subsidiary companies, which are companies incorporated in India, is based on the corresponding reports of the auditors of such companies incorporated in India.
- b) The consolidated financial statements of the Company for the year do not include company's share of profit/loss in respect of one associate company in which the company has investment amounting to ₹ 247.00 million as at March 31, 2017. We are unable to comment on the same on our reporting under Section 143(3)(e) of the Act in the case of these consolidated financial statements.

For CHATURVEDI & PARTNERS
Chartered Accountant
Firm Registration No. 307068E

RAVINDRA NATH CHATURVEDI
Partner
Membership No. 092087

Place: Hyderabad
Date: May 30, 2017

Appendix - 1

Remarks of the other auditors in their report on requisite disclosures as to holdings as well as dealing in specified bank notes during the period from November 08, 2016 to December 30, 2016 by the respective subsidiary companies are reproduced below:

- a. In respect of Kumarpalyam Tollways Limited (a Subsidiary Company) wherein the other auditors have stated in their report:
The Company has not provided requisite disclosure in the financial statements as to holdings as well as dealings in Specified Bank Notes during the period from November 08, 2016 to December 30, 2016.
- b. In respect of IVRCL Chengapalli Tollways Limited (a Subsidiary Company) wherein the other auditors have stated in their report:
The Company has provided requisite disclosure in its Ind AS financial statements as to holdings as well as dealings in Specified Bank Notes during the period from November 08, 2016 to December 30, 2016 . However, we are unable to obtain sufficient and appropriate audit evidence to report on whether the disclosures with respect to currency held are in accordance with books of account maintained by the company and as produced to us by the management.
- c. In respect of IVRCL Raipur Bilaspur Tollways Limited (a Subsidiary Company) wherein the other auditors have stated in their report:
The Company did not have any holdings or dealings in Specified Bank Notes during the period from November 08, 2016 to December 30, 2016.

Appendix-2

Details of the subsidiary companies that have been consolidated on the basis of unaudited accounts.

S. No.	Name of the Subsidiary Company
1	Hindustan Dorr-Oliver Limited
2	Chennai Water Desalination Limited
3	Salem Tollways Limited
4	Jalandhar Amritsar Tollways Limited
5	IVRCL Patalaganga Truck Terminals Private Limited
6	IVRCL Chandrapur Tollways Limited
7	Sapthashva Solar Limited
8	IVRCL TLT Private Limited
9	First STP Private Limited
10	HDO Technologiess Limited
11	Davymarkham (India) Private Limited
12	IVRCL Mega Malls Limited
13	Agaram Developers Private Limited
14	Mummidi Developers Private Limited
15	Samatteri Developers Private Limited
16	Annupampattu Developers Private Limited
17	Tirumani Developers Private Limited
18	Ilavampedu Developers Private Limited
19	Gajuwaka Developers Private Limited
20	Chodavaram Developers Private Limited
21	Simhachalam Prime Developers Private Limited
22	Siripuram Developers Private Limited
23	Bibinagar Developers Private Limited
24	IVR Prime Developers (Erode) Private Limited
25	IVR Prime Developers (Guntur) Private Limited

S. No.	Name of the Subsidiary Company
26	IVR Prime Developers (Araku) Private Limited
27	Absorption Aircon Engineer Private Limited
28	IVR Vaanaprastha Private Limited
29	IVR PUDL Resorts & Clubs Private Limited
30	IVRCL Solar Energy Private Limited
31	IVR Prime Developers (Amalapuram) Private Limited
32	IVR Prime Developers (Red Hills) Private Limited
33	IVR Prime Developers (Tuni) Private Limited
34	IVR Prime Developers (Bobbilli) Private Limited
35	IVR Prime Developers (Bhimavaram) Private Limited
36	IVR Prime Developers (Adayar) Private Limited
37	IVR Prime Developers (Egmore) Private Limited
38	Geo IVRCL Engineering Limited
39	Duvvda Developers Private Limited
40	Kunnam Developers Private Limited
41	Vedurwada Developers Private Limited
42	Rudravaram Developers Private Limited
43	Geo Prime Developers Private Limited
44	Theata Developers Private Limited
45	Kasibugga Developers Private Limited
46	Vijayawada Developers Private Limited
47	Eluru Developers Private Limited
48	IVRCL Goa Tollways Limited
49	IVRCL Multilevel Car Parking Private Limited
50	IVR Prime Developers (Rajampeta) Private Limited

Consolidated Balance Sheet as at March 31, 2017



(₹ in million)

Particulars	Note No.	As at	As at	As at
		March 31, 2017	March 31, 2016	April 1, 2015
I. ASSETS				
1. Non-Current Assets				
(a) Property, Plant and Equipment	4	9,666.87	10,747.77	11,864.59
(b) Capital Work-in-progress		158.10	162.09	161.30
(c) Investment Properties	4	316.03	317.76	323.28
(d) Goodwill		2,034.73	3,055.50	3,055.50
(e) Other Intangible Assets	4	31,991.65	24,690.59	14,473.02
(f) Other Intangible Assets under Development		25,610.64	30,396.54	34,464.76
(g) Financial Assets				
(i) Investments	5	472.16	469.32	519.21
(ii) Loans	6	-	-	-
(iii) Trade Receivables	7	3,407.98	3,497.13	3,170.97
(iv) Other Financial Assets	8	9,493.74	8,520.40	6,454.43
(h) Deferred Tax Asset (net)	9	9,723.62	164.94	442.62
(i) Other Non-current Assets	10	4,657.34	5,392.99	5,535.44
Total Non Current Assets		97,532.86	87,415.03	80,465.12
2. Current Assets				
(a) Inventories	11	11,518.71	11,723.77	12,244.77
(b) Financial Assets				
(i) Investments	12	-	-	100.00
(ii) Trade Receivables	13	15,614.63	20,412.71	22,643.46
(iii) Cash and cash equivalents	14	1,516.17	1,521.84	1,750.51
(iv) Bank balances (other than iii above)	15	535.63	207.80	235.22
(v) Loans	16	723.60	784.95	731.84
(vi) Other Financial Assets	17	578.09	531.16	537.96
(c) Current Tax Assets (Net)	18	53.11	259.74	371.79
(d) Other Current Assets	19	21,528.71	23,642.38	26,581.81
Total Current Assets		52,068.65	59,084.35	65,197.36
Total Assets		149,601.51	146,499.38	145,662.48
II Equity and Liabilities				
1. Equity				
(a) Equity Share Capital	20	1,565.80	1,457.37	918.28
(b) Other Equity	80	(9,467.67)	(4,399.87)	6,308.84
Equity attributable to owners of the parent		(7,901.87)	(2,942.50)	7,227.12
Non-controlling interests		843.24	3,517.64	2,829.42
Total equity		(7,058.63)	575.14	10,056.54
2. Liabilities				
Non-Current Liabilities				
(a) Financial Liabilities				
(i) Borrowings	21	45,215.70	54,000.82	57,499.67
(ii) Other financial liabilities	22	1,318.52	1,187.86	1,069.85
(b) Provisions	23	825.51	1,687.68	861.75
(c) Deferred Tax Liability (Net)	24	159.21	170.35	180.29
(d) Other - Non Current Liabilities	25	4,111.54	3,757.43	3,407.75
Total Non Current Liabilities		51,630.48	60,804.14	63,019.31
Current Liabilities				
(a) Financial Liabilities				
(i) Borrowings	26	26,003.59	22,061.62	28,109.97
(ii) Trade Payables	27	16,722.15	18,046.55	18,714.14
(iii) Other Financial Liabilities	28	51,619.38	33,606.51	12,861.87
(b) Other Current Liabilities	29	7,597.22	9,608.67	10,580.74
(c) Provisions	30	3,076.86	1,788.65	2,308.96
(d) Current Tax Liabilities (Net)	31	10.46	8.10	10.95
Total Current Liabilities		105,029.66	85,120.10	72,586.63
Total Equity and Liabilities		149,601.51	146,499.38	145,662.48
See accompanying notes forming part of the Financial Statements	1-80			

In terms of our report attached

For CHATURVEDI & PARTNERS
Chartered Accountants
Firm Registration No. 307068E

For and on behalf of the Board of Directors

RAVINDRA NATH CHATURVEDI
Partner
Membership No. 092087

E. SUDHIR REDDY
Chairman & Managing Director
DIN: 00023518

R. BALARAMI REDDY
Joint Managing Director & CFO
DIN: 00022176

B. SUBRAHMANYAM
Company Secretary

Date : May 30, 2017
Place : Hyderabad

Consolidated Statement of Profit and Loss for the Year ended March 31, 2017



(₹ in million)

Particulars	Note No.	Year ended March 31, 2017	Year ended March 31, 2016
1 INCOME			
(a) Revenue from Operations	32	25,974.81	29,964.20
(b) Other Income	33	697.87	683.89
Total Income		26,672.68	30,648.09
2 EXPENSES			
a) Cost of materials consumed	34	3,792.08	5,530.00
(b) Purchase of Stock in Trade		-	603.92
(c) Change in Inventories of Finished Goods, Stock in Trade and Work in Progress	35	(110.26)	201.21
d) Sub-contracting expense	36	10,644.76	12,913.16
e) Masonry, labour and other construction expense	37	6,631.79	9,817.37
f) Employee benefits expense	38	1,636.80	1,868.01
g) Finance Costs	39	11,939.92	10,597.97
h) Excise Duty		82.81	95.67
i) Depreciation and amortisation expense	4	1,832.53	1,775.38
j) Other expenses	40	4,979.80	2,820.13
Total expenses		41,430.23	46,222.82
3 Loss before exceptional items and tax (1-2)		(14,757.55)	(15,574.73)
4 Exceptional items		(3,237.99)	252.97
5 Loss before tax (3-4)		(17,995.54)	(15,321.76)
6 Tax Expense			
- Current Tax (Expenses)/Credit		(6.22)	657.98
- Deferred Tax (Expense)/Credit		9,559.24	(263.81)
7 Net Loss for the year		(8,442.52)	(14,927.59)
8 Attributable to			
Shareholders of the Company		(5,768.86)	(13,952.68)
Non-Controlling Interests		(2,673.66)	(974.91)
9 Other Comprehensive income / (Expense)			
Items that will not be reclassified to profit or loss			
Remeasurements of the defined benefit plans		(34.00)	17.30
Income Tax on above items		10.51	(6.19)
10 Items that may be reclassified to profit or loss			
Remeasurements of the defined benefit plans		-	-
Income Tax on above items		-	-
11 Other Comprehensive income / (loss) for the year		(23.49)	11.11
12 Total Comprehensive income for the year (7+11)		(8,466.01)	(14,916.48)
Attributable to			
Shareholders of the Company		(5,791.61)	(13,942.75)
Non-Controlling Interests		(2,674.40)	(973.75)
13 Paid up equity share capital (Face Value of ₹ 2)		15,657.95	14,573.67
14 Earnings per share (of ₹ 2 each) (not annualised)			
- Basic & Diluted EPS (in ₹) after		(7.37)	(26.61)
See accompanying notes forming part of the financial statements	1-80		

In terms of our report attached

For CHATURVEDI & PARTNERS

Chartered Accountants

Firm Registration No. 307068E

For and on behalf of the Board of Directors

RAVINDRA NATH CHATURVEDI

Partner

Membership No. 092087

E. SUDHIR REDDY

Chairman & Managing Director

DIN: 00023518

R. BALARAMI REDDY

Joint Managing Director & CFO

DIN: 00022176

B. SUBRAHMANYAM

Company Secretary

Date : May 30, 2017

Place : Hyderabad

Consolidated Statement of Change in Equity (SOCE) for the year ended March 31, 2017

a) Equity share Capital

Particulars	Numbers	₹ (million)
Equity share of ₹ 2 each issued, subscribed and paid As at April 1, 2015	459,138,722	918.28
Issue of Equity share during the year	269,544,648	539.09
As at March 31, 2016	728,683,370	1,457.37
Issue of Equity share during the year	54,214,322	108.43
As at March 31, 2017	782,897,692	1,565.80

b) Other equity

	Reserves and surplus							Total		
	Capital Reserve	Securities Premium	Debt Redemption Reserve	General Reserve	Retained Earnings	Business Restructuring Reserve	Exchange differences on translating the financial statements of foreign operation		Other items of Other Comprehensive Income	Non-controlling interest
As at April 1, 2015	3,294.78	14,023.93	500.00	8,988.72	(20,661.32)	271.35	-	(108.63)	2,829.42	9,138.26
Loss during the year					(13,952.68)				688.22	(13,264.46)
Other comprehensive income for the year										
Actuarial Gain/(loss) on defined benefit plan									9.96	9.96
Increase in securities premium		3,196.76								3,196.76
Foreign currency translation reserve created on translation of foreign operation							37.25			37.25
As at March 31, 2016	3,294.78	17,220.69	500.00	8,988.72	(34,614.00)	271.35	37.25	(98.67)	3,517.64	(882.23)
Loss during the year					(5,768.86)				(2,674.40)	(8,443.26)
Other comprehensive income for the year										
Actuarial Gain/(loss) on defined benefit plan									(22.75)	(22.75)
Increase in securities premium		725.39								725.39
Foreign currency translation reserve created on translation of foreign operation							(1.57)			(1.57)
As at March 31, 2017	3,294.78	17,946.08	500.00	8,988.72	(40,382.86)	271.35	35.68	(121.42)	843.24	(8,624.43)

In terms of our report attached
For CHATURVEDI & PARTNERS
 Chartered Accountants
 Firm Registration No. 307068E

RAVINDRA NATH CHATURVEDI
 Partner
 Membership No. 092087
 Date : May 30, 2017
 Place : Hyderabad

For and on behalf of the Board of Directors

R. BALARAMI REDDY
 Joint Managing Director & CFO
 DIN: 00022176

B. SUBRAHMANYAM
 Company Secretary

Statement of Consolidated Cash Flows for the Year ended March 31, 2017



(₹ in million)

	For the Year ended March 31, 2017		For the Year ended March 31, 2016	
A Cash flow from operating activities				
(Loss)/Profit Before Tax		(17,995.54)		(15,321.76)
Adjustment for:				
Depreciation and Amortisation Expense	1,832.53		1,775.38	
Depreciation capitalized	13.08		15.19	
Dividend received on Investments	(0.11)		(0.03)	
Loss on Sale of Property Plant & Equipment	19.32		16.05	
Provision for doubtful debts, advances and deposits (net)	2,589.70		1,148.36	
Provision for foreseeable losses	343.20		21.20	
Provision for impairment in value of Investments	1,020.77		678.03	
Bad debts written off	67.89		13.92	
Exceptional Item	3,237.99		(252.97)	
Liabilities no longer required written back	(131.09)		(423.97)	
Net Unrealised Exchange (Gain) / Loss	(52.61)		(1.85)	
Interest Income	(125.44)		(65.39)	
Finance Costs	11,939.92	20,755.15	10,597.97	13,521.89
Operating Profit / (Loss) before working capital changes		2,759.61		(1,799.86)
Changes in Working Capital :				
(Increase)/decrease in Inventories	205.06		521.00	
(Increase)/decrease in Trade Receivables	251.85		993.13	
(Increase)/decrease in Short Term Loans & Advances	80.20		(54.32)	
(Increase)/decrease in Other Non Current Assets	(900.62)		(2,233.88)	
(Increase)/decrease in Other Current Assets	701.87		2,900.44	
Increase/(decrease) in Trade Payable	(1,324.40)		(667.59)	
Increase/(decrease) in Other long term Financial Liabilities	484.77		467.69	
Increase/(decrease) in Other current liabilities and provisions	11,557.72		19369.24	
		11,056.45		21,295.70
Net Cash used in Operations		13,816.06		19495.84
Net Income Tax Refund / (paid)		928.49		912.19
Net Cash (used in) / generated from operating activities		14,744.55		20,408.04

Statement of Consolidated Cash Flows for the Year ended March 31, 2017



(₹ in million)

	For the Year ended March 31, 2017		For the Year ended March 31, 2016	
B. Cash flow from investing activities				
Capital Expenditure on Fixed Assets (including Capital Advances)	(3,313.09)		(6,897.76)	
Proceeds from Sale of Fixed Assets	73.56		63.56	
(Purchase) / Subscription of Long-Term Investments	(1.79)		149.89	
Net investment in Bank Fixed Deposit	(319.56)		30.76	
Interest Received	120.65		65.43	
Dividend Received on Long Term Investments	0.11	(3,440.12)	0.03	(6,588.08)
Net cash used in investing activities				
C. Cash flow from financing activities				
Proceeds from Long Term Borrowings	(7,951.31)		237.21	
Proceeds from Short Term Borrowings (net of repayments)	3,941.97		(4811.38)	
Interest and Finance Charges Paid	(7,300.15)		(9,470.62)	
Dividend paid	(0.61)	(11,310.10)	(3.84)	(14048.63)
Net cash generated from financing activities				
Net increase / (decrease) in cash and cash equivalents (A+B+C)		(5.67)		(228.67)
Cash and cash equivalents at the beginning of the year		1,521.84		1,750.51
Cash and cash equivalents at the end of the year (Refer Note 14)		1,516.17		1,521.84

- Bank balance includes restricted amount of ₹ 2.39 million (₹ 2.98 million) towards unpaid dividend.
- During the year debt aggregating to ₹ 833.31 million has been converted into equity pursuant to CDR/SDR, that has been considered as non cash transaction in terms of Ind AS 7 "Statement of Cash flows".
- Figures in bracket represents cash outflow.

In terms of our report attached

For CHATURVEDI & PARTNERS

Chartered Accountants

Firm Registration No. 307068E

For and on behalf of the Board of Directors

RAVINDRA NATH CHATURVEDI

Partner

Membership No. 092087

E. SUDHIR REDDY

Chairman & Managing Director

DIN: 00023518

R. BALARAMI REDDY

Joint Managing Director & CFO

DIN: 00022176

B. SUBRAHMANYAM

Company Secretary

Date : May 30, 2017

Place : Hyderabad

Consolidated notes forming part of Financial Statements

(All Amounts ₹ in million, unless otherwise stated)



1. Company Overview

M/s. IVRCL Limited (the Company) having its registered office at M-22/3RT, Vijayanagar Colony, Hyderabad-500 057, Telangana India, is a public Company domiciled in India and is incorporated under the provisions of Companies Act applicable in India. The Company, its subsidiaries (referred to as the "Group"), associates and joint-ventures is in the business of development and execution of Engineering, Procurement, Construction and Commissioning (EPC) and Lump Sum Turn Key (LSTK) facilities in various infrastructure projects such as water supply, Roads and Bridges, Townships and Industrial Structures, Power Transmission etc. for Central/ State Governments, other local bodies and private sector. The group has manufacturing facilities at Vatva, Ahmedabad, Gujarat & Nagpur, Maharashtra. The corporate office of the Company is located at MIHIR, 8-2-350/5/A/24/1-B&2, Road no 2, Panchvati Colony, Banjara Hills, Hyderabad- 500 034, Telangana, India.

2. Recent accounting pronouncement

Standards issued but not yet effective

In March 2017, the Ministry of Corporate Affairs issued the Companies (Indian Accounting Standards) (Amendments) Rules, 2017, notifying amendments to Ind AS 7, 'Statement of Cash Flows' and Ind AS 102, 'Share-based payment.' These amendments are in accordance with the recent amendments made by International Accounting Standards Board (IASB) to IAS 7, 'Statement of Cash Flows' and IFRS 2, 'Share-based payment,' respectively. The amendments are applicable from April 1, 2017.

Amendment to Ind AS 7

The amendment to Ind AS 7 requires the entities to provide disclosures that enable users of financial statements to evaluate changes in liabilities arising from financing activities, including both changes arising from cash flows and non-cash changes, suggesting inclusion of a reconciliation between the opening and closing balances in the Balance Sheet for liabilities arising from financing activities, to meet the disclosure requirement.

The effect on the financial statements is being evaluated by the Group.

Amendment to Ind AS 102

The amendment to Ind AS 102 provides specific guidance to measurement of cash-settled awards, modification of cash-settled awards and awards that include a net settlement feature in respect of withholding taxes.

It clarifies that the fair value of cash-settled awards is determined on a basis consistent with that used for equity-settled awards. Market-based performance conditions and non-vesting conditions are reflected in the 'fair values', but non-market performance conditions and service vesting conditions are reflected in the estimate of the number of awards expected to vest. Also, the amendment clarifies that if the terms and conditions of a cash-settled share-based payment transaction are modified with the result that it becomes an equity-settled share-based payment transaction, the transaction is accounted for as such from the date of the modification. Further, the amendment requires the award that include a net settlement feature in respect of withholding taxes to be treated as equity-settled in its entirety. The cash payment to the tax authority is treated as if it was part of an equity settlement.

The effect, if any, on the financial statements is being evaluated by the Group.

3. Significant Accounting policies

3.1 Statement of Compliance

These Consolidated financial statements of the Group have been prepared in accordance with Indian Accounting Standards notified under the Companies (Indian Accounting Standards) Rules, 2015 ("Ind AS"). The Consolidated financial statements up to the financial year ended March 31, 2016 were prepared in accordance with generally accepted accounting principles in the India, including accounting standards read with Section 133 of the Companies Act, 2013 notified under Companies (Accounting Standards) Rules, 2006 ("Previous GAAP"). These are the Company's first Ind AS financial statements. The date of transition to Ind AS is April 1, 2015. Refer Note 35 (iv) for the details of first time adoption exemptions availed by the Group.

3.2 Basis of preparation

These Consolidated financial statements are prepared in accordance with Indian Accounting Standards (Ind AS) notified under Section 133 of the Companies Act, 2013 ('the Act') read with Rule 3 of the Companies (Indian Accounting Standards) Rules, 2015, and presentation requirements of Division II to Schedule III to the Act under the historical cost convention on the accrual basis except for certain financial instruments which are measured at fair value.

Accounting policies have been consistently applied except where a newly issued accounting standard is initially adopted or a revision to an existing accounting standard requires a change in the accounting policy hitherto in use.

Consolidated notes forming part of Financial Statements

(All Amounts ₹ in million, unless otherwise stated)



3.3 Basis of Consolidation

These consolidated financial statements incorporate the financial statements of the Holding Company and entities controlled by the Holding Company and its subsidiaries. Control is achieved when the Holding Company has power over the investee, is exposed, or has rights, to variable returns from its involvement with the investee and has the ability to use its power to affect its returns.

Consolidation of a subsidiary begins when the Group obtains control over the subsidiary and ceases when the Group loses control of the subsidiary. Profit or loss and each component of other comprehensive income are attributed to the shareholders of the Company and to the non-controlling interests. Total comprehensive income of subsidiaries is attributed to the shareholders of the Company and to the non-controlling interests even if this results in the non-controlling interests having a deficit balance. When necessary, adjustments are made to the financial statements of subsidiaries to bring their accounting policies into line with the Group's accounting policies. All intragroup assets and liabilities, equity, income, expenses, and cash flows relating to transactions between members of the Group are eliminated in full on consolidation. The Group reassesses whether or not it controls an investee if facts and circumstances indicate that there are changes to one or more of the three elements of control listed above.

3.4 Principles of Consolidation

- a) Subsidiary companies are consolidated on a line-by-line basis by adding together the book values of like items of assets, liabilities, income and expenses, after fully eliminating intra-group balances, intra-group transactions and resulting unrealized profits or losses on intra-group transactions as per Indian Accounting Standard (Ind AS) 110.
- b) Associates are entities over which the Group has significant influence but not control. Investments in associates are accounted for using the equity method of accounting. The investment is initially recognized at cost, and the carrying amount is increased or decreased to recognize the investor's share of the profit or loss of the investee after the acquisition date. The Group's investment in associates includes goodwill identified on acquisition.
- c) Investments in Joint Venture are accounted by using the equity method of accounting. The investment is initially recognized at cost, and the carrying amount is increased or decreased to recognize the investor's share of the profit or loss of the investee after the acquisition date. The Group's investment in joint venture includes goodwill identified on acquisition.
- d) The financial statements of the Subsidiaries, Joint ventures and the Associates used in the consolidation are drawn up to the same reporting date as that of the Holding Company, i.e. March 31, 2017 except one associate.
- e) The excess of cost to the Group, of its investment in the subsidiaries over the Group's share of equity is recognised in the consolidated financial statements as Goodwill and tested for impairment annually.
- f) The consolidated financial statements are prepared to the extent possible using uniform accounting policies for like transactions and other events in similar circumstances and are presented to the extent possible, in the same manner as the Company's separate financial statements. The Subsidiaries and Associate Companies are considered for consolidated financial statements are given in Note 73.

3.5 Critical accounting judgements and key sources of estimation uncertainty

The preparation of the Consolidated financial statements in conformity with the Ind AS requires management to make judgements, estimates and assumptions that affect the application of accounting policies and the reported amounts of assets, liabilities and disclosures as at date of the Consolidated financial statements and the reported amounts of the revenues and expenses for the years presented. The estimates and associated assumptions are based on historical experience and other factors that are considered to be relevant. Although these estimates are based upon managements best knowledge of current events, actual results may differ from these estimates under different assumptions and conditions.

The estimates and underlying assumptions are reviewed on an ongoing basis. Revisions to accounting estimates are recognized in the period in which the estimate is revised if the revision affects only that period, or in the period of the revision and future periods if the revision affects both current and future periods.

Critical Judgements in the process of applying the Group's accounting policies, management has made the following judgements, which have the most significant effect on the amounts recognized in the financial statements.

Discount rate used to determine the carrying amount of the Company's defined benefit obligation: In determining the appropriate discount rate for plans operated in India, the management considers the interest rates of government bonds in currencies consistent with the currencies of the post-employment benefit obligation.

Consolidated notes forming part of Financial Statements

(All Amounts ₹ in million, unless otherwise stated)



Contingencies and commitments: In the normal course of business, contingent liabilities may arise from litigations and other claims against the Company. Where the potential liabilities have a low probability of crystallizing or are very difficult to quantify reliably, Group treat them as contingent liabilities. Such liabilities are disclosed in the notes but are not provided for in the financial statements. Although there can be no assurance regarding the final outcome of the legal proceedings, company do not expect them to have a materially adverse impact on the financial position or profitability.

Key sources of estimation uncertainty: The key assumptions concerning the future, and other key sources of estimation uncertainty at the end of the reporting period, that have a significant risk of causing a material adjustment to the carrying amounts of assets and liabilities within the next financial year are discussed below:

Income taxes: The Company's tax jurisdiction is India. Significant judgments are involved in determining the provision for income taxes, including amount expected to be paid / recovered for uncertain tax positions.

Useful lives of property, plant and equipment: As described in Note 3.11, the Group reviews the estimated useful lives and residual values of property, plant and equipment at the end of each reporting period. During the current financial year, the management determined that there were no changes to the useful lives and residual values of the property, plant and equipment.

Allowances for doubtful debts: The Group makes allowances for doubtful debts based on an assessment of the recoverability of trade and other receivables. The identification of doubtful debts requires use of judgement and estimates.

Contract estimates: The Group, being a part of construction industry, prepares budgets in respect of each project to compute project profitability. The two major components of contract estimate are 'claims arising during construction period' (described below) and 'budgeted costs to complete the contract'. While estimating these components various assumptions are considered by the management such as (i) Work will be executed in the manner expected so that the project is completed timely (ii) consumption norms will remain same (iii) Assets will operate at the same level of productivity as determined (iv) Wastage will not exceed the normal percentage as determined etc. (v) Estimates for contingencies (vi) There will be no change in design and the geological factors will be same as communicated and (vii) price escalations etc. Due to such complexities involved in the budgeting process, contract estimates are highly sensitive to changes in these assumptions. All assumptions are reviewed at each reporting date.

Recoverability of claims: The Group has claims in respect of cost over-run arising due to client caused delays, suspension of projects, deviation in design and change in scope of work etc., which are at various stages of negotiation/ discussion with the clients or under arbitration. The realisability of these claims are estimated based on contractual terms, historical experience with similar claims, wherever necessary. Changes in facts of the case or the legal framework may impact realisability of these claims.

Deferred tax assets: In assessing the realisability of deferred income tax assets, management considers whether some portion or all of the deferred income tax assets will not be realized. The ultimate realization of deferred income tax assets is dependent upon the generation of future taxable income during the periods in which the temporary differences become deductible. Management considers the scheduled reversals of deferred income tax liabilities, projected future taxable income and tax planning strategies in making this assessment. Based on the level of historical taxable income and projections for future taxable income over the periods in which the deferred income tax assets are deductible, management believes that the Company will realize the benefits of those deductible differences. The amount of the deferred income tax assets considered realizable, however, could be reduced in the near term if estimates of future taxable income during the carry forward period are reduced.

3.6 Operating Cycle and Current versus Non-Current classification

The Group presents assets and liabilities in the balance sheet based on current/ non-current classification in accordance with Part-I of Division- II of Schedule III of the Companies Act, 2013.

An asset is treated as current when (a) It is expected to be realised or intended to be sold or consumed in normal operating cycle; (b) It is held primarily for the purpose of trading; or (c) It is expected to be realised within twelve months after the reporting period, or (d) The asset is cash or cash equivalent unless restricted from being exchanged or used to settle a liability for at least twelve months after the reporting period. All other assets are classified as non-current.

A liability is current when (a) It is expected to be settled in normal operating cycle; or (b) It is held primarily for the purpose of trading; or (c) It is due to be settled within twelve months after the reporting period, or (d) There is no unconditional right to defer the settlement of the liability for at least twelve months after the reporting period. Terms of a liability that could, at the option of the counterparty, results in its settlement by the issue of equity instruments do not affect its classification. The Group classifies all other liabilities as non-current.

Consolidated notes forming part of Financial Statements

(All Amounts ₹ in million, unless otherwise stated)



The operating cycle is the time between the acquisition of assets for processing and their realisation in cash and cash equivalents. Accordingly, operating cycle for the business activities of the Group covers the duration of the specific project/contract/project line/service including defect liability period, wherever applicable and extends up to the realization of receivables (including retention money) with agreed credit period normally applicable to the respective project.

3.7 Revenue recognition

Revenue is recognized to the extent it is probable that the economic benefits will flow to the Company and the revenue can be reliably measured, regardless of when the payment is being made. Revenue is measured at the fair value of the consideration received or receivable, taking into account contractually defined terms of payment.

Construction Contracts: Revenue from construction contracts is recognized by reference to the stage of completion of the contract activity. The Company follows the percentage completion method, based on the stage of completion at the Balance Sheet date, taking into account the contractual price and revision thereto by estimating total revenue including claims/variations as per Ind AS 11, 'Construction Contracts' and total cost till completion of the contract and the profit so determined proportionate to the percentage of the actual work done.

Variations in contract work, claims and incentive payments are included to the extent that the amount can be measured reliably and its receipt is considered probable. The outcome of construction contract is considered as estimated reliably when all critical approvals necessary for commencement of the project has been obtained. When the outcome of a construction contract cannot be estimated reliably, contract revenue is recognized to the extent of probable recovery of cost incurred. Contract cost are recognized as expense in the period in which they are incurred. When it is probable that total contract costs will exceed total contract revenue, the expected loss is recognized as an expense immediately.

Supply Contracts-Sale of Goods

Revenue from supply contract is recognized when the substantial risk and rewards of ownership is transferred to the buyer, which is generally on dispatch, and the collectability is reasonably measured. Revenue from product sales are shown as net of all applicable taxes and discounts.

Interest income: Interest income is accrued on a time basis, by reference to the principal outstanding and at the effective interest rate applicable.

Dividends: Dividend income from investments is recognised when the right to receive the payment is established, which is generally when shareholders approve the dividend.

Service Concession Arrangements

The Group recognizes and measures revenue in accordance with Appendix A, Service Concession Arrangement of Indian Accounting Standard (Ind AS) 11 'Construction Contracts'.

The Group follows intangible asset model for revenue recognition where the operator is paid by the users or where the concession grantor has not provided a contractual guarantee in respect of the recoverable amount. The intangible asset corresponds to the right granted by the concession grantor to the operator to charge users of the public service. The Group recognises an intangible asset to the extent it has an unconditional contractual right to receive the revenue from toll collections from the users of the public service developed by the group.

Income from other operation and maintenance contracts is recognised on the basis of utilisation of the facility by the clients and is based on the agreements entered into with the clients.

Toll Revenue: Fee collection from the users of the facility is accounted for as and when the amount is due and recovery is certain. Revenue from sale of passes to local traffic is accounted for as and when such passes are sold.

Revenue from Real Estate Projects: Revenue from the sale of properties is recognised on transfer of all significant risks and rewards of ownership to the buyers, which coincides with the entering into a legally binding agreement and it is not unreasonable to expect ultimate collection and no significant uncertainty exists regarding the amount of consideration. However, if at the time of transfer substantial acts are yet to be performed under the contract, revenue is recognised on the basis of percentage completion method, measured on the basis of percentage of actual cost incurred including proportionate land cost bears to the total estimated cost of the project under execution. Revenue comprises the aggregate amount of sale price as per the terms of the agreement entered into with the customers. The recognition is subject to reaching 25% of physical progress measured in terms of estimated cost and upon compliance of other conditions stipulated in the Guidance note on Accounting for Real estate transactions (Ind AS compliant companies) issued by the ICAI. The estimate of cost and saleable areas is reviewed periodically by the management and any effect of changes in estimates is recognised in the period of changes. Further, on periodical review if any project is expected to incur loss, the entire loss is recognised immediately. Cost in relation to the above includes cost of land, development cost, project over heads, borrowing cost and all cost incurred for bringing the property to marketable condition or its intended use.

Consolidated notes forming part of Financial Statements

(All Amounts ₹ in million, unless otherwise stated)



Sale of bulk water: The income receivable from Chennai Metropolitan Water Supply and Sewerage Board (CMWSSB) mainly comprises Water Capacity Charges (WCC) and Water Variable Charges (WVC) provided for in the books on accrual basis.

3.8 Joint Arrangements

Joint Arrangement is classified as either Joint Operation or Joint Venture. The classification depends on the contractual rights and obligations of each investor rather than legal structure of the Joint Arrangement and assessment of other facts and circumstances when the terms of contractual arrangement do not specify that parties have rights to the assets, and obligations for the liabilities, relating to the arrangement. In work sharing joint arrangements, revenue, expense, assets & liabilities are accounted for in the Group's books to the extent work is executed by the Group.

A Joint Operation is a joint arrangement whereby the parties that joint control of the arrangement have right to the assets and obligation for the liabilities relating to the joint arrangement. Joint control is the contractually agreed sharing of the control of the joint arrangement, which exist when decisions about the relevant activities require unanimous consent of the parties sharing control.

A Joint Venture is a joint arrangement whereby the contractual arrangement provides the parties to the arrangement with rights to the net assets of the arrangement (i.e. it is the separate vehicle, not the parties, that has rights to the assets, and obligations for the liabilities relating to the arrangement). When the Group participates in, but does not have joint control of, or does not have significant influence over, a joint arrangement/venture it accounts for its interest in a joint venture in accordance with Ind AS 109 Financial Instruments.

3.9 Segment Reporting

Operating segments are reported in a manner consistent with the internal reporting provided to the chief operating decision maker. Revenue and expenses directly attributable to segments are reported under each reportable segment. All other expenses which are not attributable or allocable to segments are disclosed as unallocable expenses. Assets and liabilities that are directly attributable or allocable to segments are disclosed under each reportable segment and all other assets and liabilities are disclosed as unallocable.

3.10 Foreign Currencies

Functional currency: The functional currency of the Group is the Indian rupee.

Transactions and Translations: Foreign currency transactions are translated into the functional currency using the exchange rates at the dates of the transactions. Foreign-currency-denominated monetary assets and liabilities are translated into the relevant functional currency at exchange rates in effect at the Balance Sheet date. The gains or losses resulting from such translations are included in net profit in the Statement of Profit and Loss. Non-monetary assets and non-monetary liabilities denominated in a foreign currency and measured at fair value are translated at the exchange rate prevalent at the date when the fair value was determined. Non-monetary assets and non-monetary liabilities denominated in a foreign currency and measured at historical cost are translated at the exchange rate prevalent at the date of the transaction.

Transaction gains or losses realized upon settlement of foreign currency transactions are included in determining net profit for the period in which the transaction is settled. Revenue, expense and cash flow items denominated in foreign currencies are translated into the relevant functional currencies using the exchange rate in effect on the date of the transaction.

3.11 Property, Plant and Equipment

Property, Plant and Equipment (PPE) are initially recognised at cost. The initial cost of PPE comprises its purchase price, including non-refundable duties and taxes net of any trade discounts and rebates. The cost of PPE includes interest on borrowings (borrowing cost) directly attributable to acquisition, construction or production of qualifying assets subsequent to initial recognition, PPE are stated at cost less accumulated depreciation (other than freehold land, which are stated at cost) and impairment losses, if any.

Subsequent costs are included in the asset's carrying amount or recognised as a separate asset, as appropriate, only when it is probable that future economic benefits associated with the item will flow to the Company and the cost of the item can be measured reliably. The carrying amount of any component accounted for as a separate asset is derecognised when replaced. All other repairs and maintenance are charged to profit or loss during the reporting period in which they are incurred.

Assets held under finance leases are depreciated over their expected useful lives on the same basis as owned assets. However, when there is no reasonable certainty that ownership will be obtained by the end of the lease term, assets are depreciated over the shorter of the lease term and useful lives.

Depreciation is recognised so as to write off the cost of assets (other than freehold land and capital work in progress) less their residual values over the useful lives, using the straight-line method ("SLM") in the manner prescribed in schedule II to the Act except for the following assets which are depreciated based on useful life determined by the Company:

Consolidated notes forming part of Financial Statements

(All Amounts ₹ in million, unless otherwise stated)



Steel Shuttering	10 years
Wood Shuttering	3 years
Pucca Sheds	3 years

Land acquired for quarrying are amortized over the period of the respective project.

Management believes based on a technical evaluation (which is based on technical advice, taking into account the nature of the asset, the estimated usage of the asset, the operating conditions of the asset, past history of replacement, anticipated technological changes, manufacturers warranties and maintenance support, etc.) that the useful lives of the assets as considered by the Company reflect the periods over which these assets are expected to be used.

The carrying values of property, plant and equipment are reviewed for impairment when events or changes in circumstances indicate that the carrying value may not be recoverable.

The residual values, useful life and depreciation method are reviewed at each financial year-end to ensure that the amount, method and period of depreciation are consistent with previous estimates and the expected pattern of consumption of the future economic benefits embodied in the items of property, plant and equipment.

An item of property, plant and equipment is derecognised upon disposal or when no future economic benefits are expected to arise from the continued use of the asset. Any gain or loss arising on disposal or retirement of an item of property, plant and equipment is determined as the difference between sales proceeds and the carrying amount of the asset and is recognised in profit or loss. Fully depreciated assets still in use are retained in financial statements.

3.12 Capital work-in-progress and intangible assets under development

Capital work-in-progress/intangible assets under development are carried at cost, comprising direct cost, related incidental expenses and attributable borrowing cost.

3.13 Intangible assets

Intangible assets are measured on initial recognition at cost and subsequently are carried at cost less accumulated amortisation and accumulated impairment losses, if any.

An intangible asset is derecognised on disposal, or when no future economic benefits are expected from use or disposal. Gains or losses on derecognition are determined by comparing proceeds with carrying amount. These are included in profit or loss within other gains/(losses).

The Group amortizes intangible assets with a finite useful life using the straight-line method over the useful lives determined by the terms of the agreement /contract. The estimated useful life is reviewed annually by the management. Technical know-how is amortised over a period of five years in equal installments.

The Group has followed revenue based amortisation for intangible assets which are recognized under service concession arrangements for toll road projects, by taking proportionate of actual revenue earned for a year over total projected revenue from project to cost of intangible assets i.e. proportionate of actual revenue earned for the year over total projected revenue from intangible assets expected to be earned over the balance concession period as estimated by the management. Total projected revenue shall be reviewed at the end of each financial year and the total projected revenue shall be adjusted to reflect any changes in the estimates which lead to actual collection at the end of the concession.

3.14 Investment properties

Property that is held for long-term rental yields or for capital appreciation or both, and that is not occupied by the Group, is classified as investment property. Investment properties are measured initially at cost, including transaction costs and where applicable borrowing costs less depreciation and impairment, if any. Subsequently investment property is measured at its cost, including related transaction costs in accordance with the Ind AS 16 requirement for cost model.

3.15 Investment in subsidiaries and joint ventures

Investments in subsidiaries and joint venture are carried at cost less accumulated impairment losses, if any. Where an indication of impairment exists, the carrying amount of the investment is assessed and written down immediately to its recoverable amount. On disposal of investments, the difference between net disposal proceeds and the carrying amounts are recognized in the Statement of Profit and Loss.

3.16 Income tax

Income tax expense comprises current tax expense and the net change in the deferred tax asset or liability during the year. Current and deferred taxes are recognised in Statement of Profit and Loss, except when they relate to items that are recognised in other comprehensive income or directly in equity, in which case, the current and deferred tax are also recognised in other comprehensive income or directly in equity, respectively.

Consolidated notes forming part of Financial Statements

(All Amounts ₹ in million, unless otherwise stated)



Current tax: Current tax is measured at the amount of tax expected to be payable on the taxable income for the year as determined in accordance with the provisions of the Income Tax Act, 1961. Current tax assets and current tax liabilities are offset when there is a legally enforceable right to set off the recognized amounts and there is an intention to settle the asset and the liability on a net basis.

Deferred tax: Deferred income tax is recognised using the Balance Sheet approach. Deferred income tax assets and liabilities are recognised for deductible and taxable temporary differences arising between the tax base of assets and liabilities and their carrying amount, except when the deferred income tax arises from the initial recognition of an asset or liability in a transaction that is not a business combination and affects neither accounting nor taxable profit or loss at the time of the transaction.

Deferred tax assets are recognised only to the extent it is probable that either future taxable profits or reversal of deferred tax liabilities will be available, against which the deductible temporary differences, and the carry forward of unused tax credits and unused tax losses can be utilised. The carrying amount of a deferred tax asset is reviewed at the end of each reporting date and reduced to the extent that it is no longer probable that sufficient taxable profit will be available to allow all or part of the deferred income tax asset to be utilised.

Deferred tax assets and liabilities are measured using the tax rates and tax laws that have been enacted or substantively enacted by the end of the reporting period and are expected to apply when the related deferred tax asset is realised or the deferred tax liability is settled. Deferred tax assets and liabilities are offset when there is a legally enforceable right to set current tax assets and liabilities and when the deferred tax balances relate to the same taxation authority.

3.17 Leases

Leases are classified as finance leases whenever the terms of lease transfers substantially all the risks and rewards of ownership to the lessee. Leases where a significant portion of the risks and rewards of ownership are retained by the lessor are classified as operating leases.

Operating Lease: Operating lease payments are recognized as an expense in the Statement of Profit and Loss on a straight-line basis over the lease term except where another systematic basis is more representative of the time pattern in which economic benefits from leased assets are consumed. The aggregate benefit of incentives (excluding inflationary increases where rentals are structured solely to increase in line with the expected general inflation to compensate for the lessor's inflationary cost increases, such increases are recognised in the year in which the benefits accrue) provided by the lessor is recognized as a reduction of rental expense over the lease term on a straight-line basis.

Finance Lease: Assets held under finance leases are initially recognized as assets of the Group at their fair value at the inception of the lease or, if lower, at the present value of the minimum lease payments. The corresponding liability to the lessor is included in the Balance Sheet as a finance lease obligation. Assets held under finance leases are depreciated over their expected useful lives on the same basis as owned assets or, where shorter, the term of the relevant lease. Lease payments are apportioned between finance expenses and reduction of the lease obligation so as to achieve a constant rate of interest on the remaining balance of the liability. Finance expenses are recognized immediately in profit or loss, unless they are directly attributable to qualifying assets, in which case they are capitalized in accordance with the Group's general policy on borrowing costs. Contingent rentals are recognized as expenses in the periods in which they are incurred.

3.18 Impairment of assets

Financial assets: The Group assesses on a forward-looking basis the expected credit losses associated with its financial assets. The impairment methodology applied depends on whether there has been a significant increase in credit risk. For trade receivables only, the Group applies the simplified approach permitted by Ind AS 109 Financial Instruments, which requires expected lifetime losses to be recognised from initial recognition of the receivables.

PPE and intangible assets: Property, Plant and Equipment and intangible assets with finite life are evaluated for recoverability whenever there is any indication that their carrying amounts may not be recoverable. If any such indication exists, the recoverable amount (i.e. higher of the fair value less cost to sell and the value-in-use) is determined on an individual asset basis unless the asset does not generate cash flows that are largely independent of those from other assets. In such cases, the recoverable amount is determined for the cash-generating unit (CGU) to which the asset belongs. If the recoverable amount of an asset (or CGU) is estimated to be less than its carrying amount, the carrying amount of the asset (or CGU) is reduced to its recoverable amount. An impairment loss is recognised in the Statement of Profit and Loss.

3.19 Cash and cash equivalents

For the purpose of presentation in the statement of cash flows, cash and cash equivalents includes cash on hand, deposits held at call with financial institutions, other short-term, highly liquid investments with original maturities of three months or less that are readily convertible to known amounts of cash and which are subject to an insignificant risk of changes in value.

Consolidated notes forming part of Financial Statements

(All Amounts ₹ in million, unless otherwise stated)



3.20 Provisions and Contingent Liabilities:

Provisions are recognised when the Group has a present obligation (legal or constructive) as a result of a past event, it is probable that an outflow of resources embodying economic benefits will be required to settle the obligation and a reliable estimate can be made of the amount of the obligation. Provisions are measured at the best estimate of the expenditure required to settle the present obligation at the Balance Sheet date.

If the effect of the time value of money is material, provisions are discounted to reflect its present value using a current pre-tax rate that reflects the current market assessments of the time value of money and the risks specific to the obligation. When discounting is used, the increase in the provision due to the passage of time is recognised as a finance cost.

Contingent liabilities are disclosed when there is a possible obligation arising from past events, the existence of which will be confirmed only by the occurrence or non-occurrence of one or more uncertain future events not wholly within the control of the Group or a present obligation that arises from past events where it is either not probable that an outflow of resources will be required to settle the obligation or a reliable estimate of the amount cannot be made.

3.21 Inventories

The stock of construction material, stores and spares are valued at lower of cost on FIFO basis and net realisable value after providing for obsolescence and other losses, where considered necessary. Cost includes all charges in bringing the goods to their present location and condition, including octroi and other levies, transit insurance and receiving charges. Work-in-progress and finished goods include appropriate proportion of overheads and, where applicable, excise duty. Net realisable value is the estimated selling price in the ordinary course of business, less the estimated costs of completion and the estimated costs necessary to make the sale.

Inventory of manufactured goods and raw materials are valued at lower of cost and net realisable value. Cost of manufactured goods includes related overheads and excise duty paid/payable on such goods.

Residential Properties includes cost incurred towards development of such properties.

Plots stock represents cost of freehold land and land development rights segregated as plot for the purpose of development of township.

Freehold land purchased for the purpose of real estate development is considered as inventory.

Work-in-progress represents cost incurred in respect of unsold area of the real estate development projects or cost incurred on projects where the revenue is yet to be recognized.

Development rights for land represents development rights of land acquired from group companies and others as per the development agreements entered with them.

Direct expenditure relating to construction activity is inventorised. Indirect expenditure (including borrowing costs) during the construction period is inventorised to the extent the expenditure is related to construction or is incidental thereto. Other indirect expenditure (including borrowing costs) incurred during the construction period which is neither related to the construction activity nor is incidental thereto is charged to the Statement of Profit and Loss. Cost incurred/items purchased specifically for projects are taken as consumed as and when incurred/received.

3.22 Exceptional items

Items of income or expense from ordinary activities which are non-recurring and are of such size, nature or incidence that their separate disclosure is considered necessary to explain the performance of the Group are disclosed as Exceptional items in the Statement of Profit & Loss.

3.23 Non-derivative financial instruments

Financial assets and liabilities are recognised when the Group becomes a party to the contractual provisions of the instrument. Financial assets and liabilities are initially measured at fair value. Transaction costs that are directly attributable to the acquisition or issue of financial assets and financial liabilities (other than financial assets and financial liabilities at fair value through profit or loss) are added to or deducted from the fair value measured on initial recognition of financial asset or financial liability.

a. Financial assets

Cash and cash equivalents: The Group considers all highly liquid financial instruments, which are readily convertible into known amounts of cash that are subject to an insignificant risk of change in value and having original maturities of three months or less from the date of purchase, to be cash equivalents. Cash and cash equivalents consist of balances with banks, which are unrestricted for withdrawal and usage.

Consolidated notes forming part of Financial Statements

(All Amounts ₹ in million, unless otherwise stated)



Trade Receivables and Loans: Trade receivables are initially recognised at fair value. Subsequently, these assets are held at amortised cost, using the effective interest rate (EIR) method net of any expected credit losses. The EIR is the rate that discounts estimated future cash income through the expected life of financial instrument.

Debt Instruments: Debt instruments are initially measured at amortised cost, Fair Value Through Other Comprehensive Income ('FVTOCI') or Fair Value Through Profit or Loss ('FVTPL') till derecognition on the basis of (i) the entity's business model for managing the financial assets and (ii) the contractual cash flow characteristics of the financial asset.

Equity Instruments: All investments in equity instruments classified under financial assets are initially measured at fair value, the Group may, on initial recognition, irrevocably elect to measure the same either at FVOCI or FVTPL. The Group makes such election on an instrument-by-instrument basis.

b. Financial assets – Subsequent measurement

Financial assets at amortised cost: Financial assets are subsequently measured at amortised cost if these financial assets are held within a business whose objective is to hold these assets in order to collect contractual cash flows and the contractual terms of the financial asset give rise on specified dates to cash flows that are solely payments of principal and interest on the principal amount outstanding.

Financial assets at Fair Value Through Other Comprehensive Income (FVTOCI): Financial assets are measured at fair value through other comprehensive income if these financial assets are held within a business whose objective is achieved by both collecting contractual cash flows that give rise on specified dates to solely payments of principal and interest on the principal amount outstanding and by selling financial assets.

Financial assets at Fair Value Through Profit or Loss (FVTPL): Financial assets are measured at fair value through profit or loss unless it is measured at amortised cost or at fair value through other comprehensive income on initial recognition. The transaction costs directly attributable to the acquisition of financial assets and liabilities at fair value through profit or loss are immediately recognised in profit or loss.

c. Financial liabilities

Loans and borrowings: After initial recognition, interest-bearing loans and borrowings are subsequently measured at amortised cost on accrual basis.

Financial guarantee contracts: Financial guarantee contracts issued by the Group are those contracts that require a payment to be made to reimburse the holder for a loss it incurs because the specified debtor fails to make a payment when due in accordance with the terms of a debt instrument. Financial guarantee contracts are recognized initially as a liability at fair value, adjusted for transaction costs that are directly attributable to the issuance of the guarantee. Subsequently, the liability is measured at the higher of the amount of loss allowance determined as per impairment requirements of Ind AS 109 and the amount recognized less cumulative amortization.

d. Financial liabilities - Subsequent measurement

Financial liabilities are measured at amortised cost using the effective interest method. For trade and other payables maturing within one year from the balance sheet date, carrying amounts approximate the fair value due to the short maturity of these instruments.

e. Derecognition

The Group de-recognizes a financial assets when the contractual rights to the cash flows from the financial asset expires or it transfers the financial assets and the transfer qualifies for derecognition under Indian Accounting Standard 109 "Financial Instruments". A financial liability (or a part of financial liability) is de-recognised from the Group's balance sheet when the obligation specified in the contract is discharged or cancelled or expires.

f. Offsetting of financial instruments

Financial assets and financial liabilities are offsetted and the net amount is reported in Consolidated financial statements if there is a currently enforceable legal right to offset the recognised amounts and there is an intention to settle on a net basis, to realise the assets and settle the liabilities simultaneously.

Consolidated notes forming part of Financial Statements

(All Amounts ₹ in million, unless otherwise stated)



3.24 Borrowing costs

General and specific borrowing costs (including exchange differences arising from foreign currency borrowing to the extent that they are regarded as an adjustment to interest cost) that are directly attributable to the acquisition, construction or production of a qualifying asset are capitalised during the period of time that is required to complete and prepare the asset for its intended use or sale. Qualifying assets are assets that necessarily take a substantial period of time to get ready for their intended use or sale.

Investment income earned on the temporary investment of specific borrowings pending their expenditure on qualifying assets is deducted from the borrowing costs eligible for capitalisation. Other borrowing costs are expensed in the period in which they are incurred.

3.25 Employee Benefits

Employee benefits consist of contribution to employees state insurance, provident fund, gratuity fund and compensated absences.

Defined Contribution plans

Contributions to defined contribution schemes such as employees' state insurance, labour welfare fund, employee pension scheme etc. are charged as an expense based on the amount of contribution required to be made as and when services are rendered by the employees. Group's provident fund contribution is made to a government administered fund and charged as an expense to the Statement of Profit and Loss. The above benefits are classified as Defined Contribution Schemes as the Group has no further defined obligations beyond the monthly contributions.

Defined benefit plans:

The Group operates defined benefit plan in the form of gratuity. The liability or asset recognised in the balance sheet in respect of its defined benefit plans is the present value of the defined benefit obligation at the end of the reporting period. The defined benefit obligation is calculated annually by actuaries using the projected unit credit method. The present value of the said obligation is determined by discounting the estimated future cash out flows, using market yields of government bonds that have tenure approximating the tenures of the related liability.

The interest expense are calculated by applying the discount rate to the net defined benefit liability or asset. The net interest expense on the net defined benefit liability or asset is recognised in the Statement of Profit and loss.

Remeasurement gains and losses arising from experience adjustments and changes in actuarial assumptions are recognised in the period in which they occur, directly in other comprehensive income. They are included in retained earnings in the Statement of Changes in Equity and in the Balance Sheet. Changes in the present value of the defined benefit obligation resulting from plan amendments or curtailments are recognised immediately in profit or loss as past service cost.

Compensated Absences

The employees are entitled to accumulate leave subject to certain limits, for future encashment and availment, as per the policy of the Group. The liability towards such unutilized leave as at the year end is determined based on independent actuarial valuation and recognized in the Statement of Profit and Loss.

The classification of the Group's net obligation into current and non- current is as per the actuarial valuation report.

3.26 Earnings per share (EPS)

Basic EPS is computed by dividing the profit or loss attributable to the equity shareholders of the Company by the weighted average number of Ordinary shares outstanding during the year. Diluted EPS is computed by adjusting the profit or loss attributable to the ordinary equity shareholders and the weighted average number of ordinary equity shares, for the effects of all dilutive potential ordinary shares.

3.27 Exceptional items represents the nature of transactions which are not of recurring nature during the ordinary course of business but lead to increase/decrease in profit/loss for the year.

3.28 Government Grant: Grants from the government are recognised at their fair value where there is a reasonable assurance that the grant will be received and the Group will comply with all attached conditions. Government grants relating to income are deferred and recognised in the profit and loss over the period necessary to match them with the costs that they are intended to compensate and presented within other income. Government grants relating to the purchase of property, plant and equipment are included in non-current liabilities as deferred income and are credited to profit or loss on a straight line basis over the expected lives of the related assets and presented with other income.

Consolidated notes forming part of Financial Statements

(All Amounts ₹ in million, unless otherwise stated)



4 Property, Plant and Equipment (Valued at deemed cost) (Refer Note 59(j)(1))

1. Tangible Assets

	Land (Freehold)	Land (Lease hold)	Buildings	Plant & Machinery	Vehicles	Furniture	Office Equipment	Computers	Golf Course	Total	Investment Property
Gross carrying value											
As at April 1, 2015	2,233.08	790.61	713.58	7,028.84	632.68	80.35	34.77	9.16	341.52	11,864.59	323.28
Addition	-	-	0.13	33.70	3.66	1.45	1.16	4.87	-	44.97	-
Disposal / Adjustment	22.79	-	0.04	47.53	7.76	0.13	0.16	0.02	-	78.43	-
As at March 31, 2016	2,210.29	790.61	713.67	7,015.01	628.58	81.67	35.77	14.01	341.52	11,831.13	323.28
Addition	-	-	0.11	9.01	4.47	0.56	1.75	1.64	-	17.54	3.77
Disposal / Adjustment	18.27	-	3.83	63.02	8.14	0.53	0.13	-	-	93.92	-
As at March 31, 2017	2,192.02	790.61	709.95	6,961.00	624.91	81.70	37.39	15.65	341.52	11,754.75	327.05
Accumulated Depreciation											
Depreciation charge	-	12.92	43.36	778.83	180.39	18.57	18.29	6.97	11.78	1,071.11	5.52
Disposal / Adjustment	-	-	-	-	2.94	-	-	-	-	2.94	-
Depreciation Capitalized	-	-	1.58	13.17	0.14	0.07	0.18	0.05	-	15.19	-
As at March 31, 2016	-	12.92	44.94	792.00	177.59	18.64	18.47	7.02	11.78	1,083.36	5.52
Depreciation charge	-	13.26	31.27	748.24	157.15	17.45	10.98	3.68	11.21	993.24	5.50
Disposal / Adjustment	-	-	-	0.03	0.63	-	0.02	-	1.12	1.80	-
Depreciation Capitalized	-	-	-	12.72	0.13	0.07	0.16	-	-	13.08	-
As at March 31, 2017	-	26.18	76.21	1,552.93	334.24	36.16	29.59	10.70	21.87	2,087.88	11.02
Net carrying value											
As at April 1, 2015	2,233.08	790.61	713.58	7,028.84	632.68	80.35	34.77	9.16	341.52	11,864.59	323.28
As at March 31, 2016	2,210.29	777.69	668.73	6,223.01	450.99	63.03	17.30	6.99	329.74	10,747.77	317.76
As at March 31, 2017	2,192.02	764.43	633.74	5,408.07	290.67	45.54	7.80	4.95	319.65	9,666.87	316.03

Consolidated notes forming part of Financial Statements

(All Amounts ₹ in million, unless otherwise stated)



2. Intangible Assets

	Software	Carriage Ways	Total
Gross carrying value			
As at April 1, 2015	2.31	14,470.71	14,473.02
Additions	-	10,916.32	10,916.32
Disposal/Adjustments	-	-	-
As at March 31, 2016	2.31	25,387.03	25,389.34
Additions	-	8,134.85	8,134.85
Disposal/Adjustments	-	-	-
As at March 31, 2017	2.31	33,521.88	33,524.19
Accumulated Depreciation			
As at April 1, 2015	-	-	-
Depreciation charge	0.51	698.24	698.75
Disposal/Adjustments	-	-	-
As at March 31, 2016	0.51	698.24	698.75
Depreciation charge	0.63	833.16	833.79
Disposal/Adjustments	-	-	-
As at March 31, 2017	1.14	1,531.40	1,532.54
Net carrying value			
As at April 1, 2015	2.31	14,470.71	14,473.02
As at March 31, 2016	1.80	24,688.79	24,690.59
As at March 31, 2017	1.17	31,990.48	31,991.65

Notes:

- Building includes leasehold premises of ₹ 27.50 million taken for a period of 99 years. The premium of ₹ 20.46 million is paid upfront with no further significant obligations.
- The company is yet to register the title deeds of certain immovable properties aggregating to ₹ 223.09 million (land freehold ₹ 75.68 million, buildings ₹ 179.07 million) and Written down value of ₹ 217.61 million (land freehold ₹ 75.68 million, buildings ₹ 141.93 million).
- For details of existence and amounts of restrictions on title, property, plant and equipment pledged as security for liabilities. (Refer Note 21 & 26)

For Hindustan Dorr-Oliver Limited

- Buildings include company owned residential flats of the book value of ₹ 8.85 million (previous year ₹ 8.85 million) including face value of shares held in Co-operative housing societies of ₹ 0.01 million in respect of which documents lodged with the Registrar of properties for registration and are yet to be received back.
- Lease hold lands in the name of the Holding Company (Hindustan Dorr Oliver Ltd.) were transferred to HDO Technologists Limited (The Subsidiary Company) in the scheme of Demerger approved by the Hon'ble High Court of Mumbai and is yet to be Registered in the name of the subsidiary Company.

Consolidated notes forming part of Financial Statements

(All Amounts ₹ in million, unless otherwise stated)



5. Non Current Investments

(Face Value of ₹ 10 each fully paid-up unless otherwise specified)

	Number of shares	As At March 31, 2017	As At March 31, 2016	As At April 1, 2015
A. Investments (Valued at deemed cost)				
I. Equity Instruments				
i. Subsidiary Companies				
Unquoted				
HDO (UK) Limited (Face value of GBP 1)	1,008,000	73.51	73.51	73.51
HDO Zambia Limited (Face value of ZMK 1)	50,000	0.05	0.05	0.05
IVRCL International FZE	1	-	1.28	1.28
Chengapalli Road Infra Limited	10,000	0.10	0.10	-
IVRCL EPC Limited	5,000	0.50	-	-
		74.16	74.94	74.84
Less: Provision for impairment in value of investments		(73.51)	(74.79)	(74.79)
		0.65	0.15	0.05
ii. Associate bodies corporate				
IVRCL International Infrastructures & Projects LLC (Face value of Dhs. 1500 each)	49	0.91	0.91	0.91
II. Other than Equity instrument				
(i) Partnership firms				
Bhanu IVRCL Associates (50:50 Share between the Company and Bhanu Construction Co. Limited respectively)		0.01	0.01	0.01
IVRCL -Tantia Joint Venture(AOP) (50:50 Share between the Company and Tantia Construction Co. Limited respectively)		0.20	0.20	0.20
		0.21	0.21	0.21
Less: Provision for impairment in value of investments		(0.21)	-	-
		-	0.21	0.21
(ii) Investment in JV				
IVRCL - Navayuga & Sew		80.49	78.02	95.36
IVRCL, Sew & Prasad		34.87	22.73	62.96
IVRCL-CR18G (JV) Hyderabad		35.67	47.23	41.91
IVRCL - Sushee Joint Venture		1.93	2.90	2.89
IVRCL - BPL -UCC		2.88	2.88	2.82
IVRCL - RTE		0.03	0.04	-
IVRCL-KMB-HDO		5.24	5.20	0.97
IVRCL - RTE		0.02	0.02	0.02
		161.13	159.02	206.93
B. Others -(valued at fair value through Profit and Loss)				
(i) Equity Shares				
Quoted				
Voltas Limited	500	0.21	0.14	0.14
Ion Exchange (I) Limited	50	0.02	0.01	0.01

Consolidated notes forming part of Financial Statements

(All Amounts ₹ in million, unless otherwise stated)



	Number of shares	As At March 31, 2017	As At March 31, 2016	As At April 1, 2015
Gujarat State Petronet Limited	8983	1.45	1.24	1.11
Gitanjali Gems Limited	884	0.06	0.03	0.04
Triveni Engineering & Industries Limited	66	0.01	-	-
		1.75	1.42	1.30
* The value of investments in equity shares of Triveni Engineering & Industries Limited as at March 31, 2016 and March 31, 2017 is ₹ 3,336 and ₹ 1,214 respectively.				
Unquoted				
"Telcon Ecoroad Resurfaces Private Limited (Face Value of ₹ 100 each)"	240000	24.00	24.00	24.00
Rayalseema Expressway Private Limited	19290	0.19	0.19	0.19
Tamilnad Mercantile Bank Limited	12525	0.21	0.21	0.21
Others		0.02	0.02	0.02
IOTL Utkal Energy Services Limited	97000000	302.80	302.80	302.80
Viva Infrastructures Private Limited	50000	0.50	0.50	0.50
Paresh Infrastructure Private Limited	4900	0.05	0.05	0.05
Western Bio Systems Ltd.	10	0.00	0.00	0.00
Jord Engineers India Ltd.	100	0.00	0.00	0.00
Western India Industries	50	0.00	0.00	0.00
Western Paques (I) Limited	100	0.01	0.01	0.01
		327.79	327.78	327.79
Less: Provision for impairment in value of investments		(22.24)	(22.22)	(22.22)
		305.55	305.57	305.57
* The value of investment in equity shares of Western Bio Systems Ltd., Jord Engineers India Ltd. and Western India Industries is ₹ 100, ₹ 3,290 & ₹ 2,975 respectively as at March 31, 2017, March 31, 2016 and March 31, 2015.				
C. Investment in Mutual Funds (valued at fair value through Profit and Loss)				
Union Bank of India Tax Saver Scheme		2.16	2.00	4.20
D. Investment in Others				
National Savings Certificates		0.01	0.04	0.04
		472.16	469.32	519.21

Aggregate amount of quoted investments	1.75	1.42	1.30
Market value of quoted investments	1.75	1.42	1.30
Aggregate amount of unquoted investments	566.37	564.91	614.92

The movement in Provisions is as follow:

	As At March 31, 2017	As At March 31, 2016	As At April 1, 2015
Balance as at beginning of the year	97.01	97.01	97.01
Allowance for expected diminution in value during the year	0.23	-	-
Investment written off during the year	1.28	-	-
Balance as at end of the year	95.96	97.01	97.01

Consolidated notes forming part of Financial Statements

(All Amounts ₹ in million, unless otherwise stated)



6. Loans

	As At March 31, 2017	As At March 31, 2016	As At April 1, 2015
(a) Loans and Advances to Related Parties			
- Considered Good	-	-	-
- Considered Doubtful	1,422.37	1,422.37	1,422.37
	1,422.37	1,422.37	1,422.37
- Allowance for Doubtful Debts	(1,422.37)	(1,422.37)	(1,422.37)
	-	-	-

The movement in Provisions is as follow:

	As At March 31, 2017	As At March 31, 2016	As At April 1, 2015
Balance as at beginning of the year	1,422.37	1,422.37	1,422.37
Allowance for doubtful loans during the year	-	-	-
Loans written off during the year	-	-	-
Balance as at end of the year	1,422.37	1,422.37	1,422.37

7. Trade Receivables-Long Term (Refer Note 46, 55, 59(a)(6) & 59(b)(6))

	As At March 31, 2017	As At March 31, 2016	As At April 1, 2015
Trade Receivables-Unsecured			
- Considered Good	3,407.98	3,497.13	3,170.97
- Considered Doubtful	2,921.66	1,795.71	1,352.15
	6,329.64	5,292.84	4,523.12
Less: Allowance for Trade Receivables	2,921.66	1,795.71	1,352.15
	3,407.98	3,497.13	3,170.97

The movement in Provisions is as follow:

	As At March 31, 2017	As At March 31, 2016	As At April 1, 2015
Balance as at beginning of the year	1,795.71	1,352.15	1,352.15
Allowance for doubtful receivables during the year	1,125.95	443.56	-
Trade receivables written off during the year	-	-	-
Balance as at end of the year	2,921.66	1,795.71	1,352.15

8. Other Financial Assets (Refer Note 46)

	As At March 31, 2017	As At March 31, 2016	As At April 1, 2015
(a) Other Receivable from contractee/clients (unsecured)			
- Considered Good	8,608.52	7,653.60	5,584.09
- Considered Doubtful	161.70	251.82	85.25
	8,770.22	7,905.42	5,669.34
Less : Allowance for Doubtful Receivables	161.70	251.82	85.25
	8,608.52	7,653.60	5,584.09
(b) Interest on Term Deposit with Banks	1.18	-	-
(c) Claims Receivable	847.84	822.33	822.33
(d) Deposit with maturity period of more than 12 months	2.41	10.68	14.02
(e) Interest accrued on loans and advances to related parties and others	33.79	33.79	33.99
	9,493.74	8,520.40	6,454.43

Consolidated notes forming part of Financial Statements

(All Amounts ₹ in million, unless otherwise stated)



The movement in Provisions is as follow:

	As At March 31, 2017	As At March 31, 2016	As At April 1, 2015
Balance as at beginning of the year	251.82	85.25	85.25
Allowance for doubtful advances during the year	-	166.57	-
Advances written off during the year	90.12	-	-
Balance as at end of the year	161.70	251.82	85.25

9 Deferred Tax Asset (net) (Refer Note 45 & 64)

	As At March 31, 2017	As At March 31, 2016	As At April 1, 2015
(a) Deferred Tax Liabilities			
- Timing difference on account of Depreciation and Amortization	(0.61)	(21.88)	(382.86)
- Financial Instruments	(172.61)	(159.85)	(148.03)
- Others	(9.77)	(9.77)	(9.77)
(b) Deferred Tax Asset			
- Provision for employee benefits	2,760.60	3.06	81.94
- Allowance for Doubtful debts, Advances and Deposits	1,785.76	-	428.71
- Business Loss/Unabsorbed Depreciation	5,025.02	22.29	23.40
- Others	-	-	157.84
- Other Comprehensive Income	64.34	109.29	113.84
- Financial Instruments	270.89	221.80	177.55
	9,723.62	164.94	442.62

10. Non-Current Assets

	As At March 31, 2017	As At March 31, 2016	As At April 1, 2015
(a) Capital Advances	14.61	38.72	42.94
(b) Security Deposit	64.86	80.67	75.81
(c) Tax deducted at Source and Advance Tax (net of provisions)	782.05	1,503.91	1,646.07
(d) Balances with Statutory / Government Authorities	26.30	0.17	1.62
(e) Receivable against sale of Development Rights (Refer Note 29.1)	1,523.13	1,523.13	1,523.13
(f) Capital Work in Progress / Intangible Asset under Claim	2,246.39	2,246.39	2,245.87
	4,657.34	5,392.99	5,535.44

11. Inventories (Refer Note 59(b)(10))

	As At March 31, 2017	As At March 31, 2016	As At April 1, 2015
(a) At Project sites - (at cost or under)			
- Stores and Spares	1,010.83	1,315.32	1,700.46
- Work-in-Progress	1,228.90	1,058.52	945.05
(b) At Factory - (at lower of cost and net realisable value)			
- Raw Material and Stores and Spares	331.89	357.84	397.76
- Finished Goods	35.26	41.65	38.14
- Work-in-Progress	301.67	176.51	379.56
(c) Freehold Land	4,469.15	4,469.15	4,469.15
(d) Development Rights for Land	2,606.85	2,726.93	2,730.11
(e) Plots Stock	155.01	155.01	156.57
(f) Residential Properties	75.29	75.29	75.29
(g) Development Work-in-Progress	1,303.86	1,347.55	1,352.68
	11,518.71	11,723.77	12,244.77

Consolidated notes forming part of Financial Statements

(All Amounts ₹ in million, unless otherwise stated)



12. Investments

	As At March 31, 2017	As At March 31, 2016	As At April 1, 2015
Investment in Mutual Fund	-	-	100.00
	-	-	100.00

13. Trade Receivables (Unsecured) (Refer Note 46, 55, 59(a)(7), 59(b)(5), 59(b)(6) & 59(b)(11))

	As At March 31, 2017	As At March 31, 2016	As At April 1, 2015
- Considered good	15,614.63	20,412.71	22,659.27
- Considered Doubtful	5,040.05	4,761.98	4,308.00
	20,654.68	25,174.69	26,967.27
Less: Bad Debts Written off	-	-	15.81
Less: Allowance for Doubtful Debts	5,040.05	4,761.98	4,308.00
	15,614.63	20,412.71	22,643.46

The movement in Provisions is as follow:

	As At March 31, 2017	As At March 31, 2016	As At April 1, 2015
Balance as at beginning of the year	4,761.98	4,308.00	4,308.00
Allowance for expected credit loss during the year	1,462.33	453.98	-
Trade Receivables written off during the year	1,184.26	-	-
Balance as at end of the year	5,040.05	4,761.98	4,308.00

14. Cash and Cash Equivalent (Refer Note 55)

	As At March 31, 2017	As At March 31, 2016	As At April 1, 2015
- Cash on Hand	19.13	21.21	20.97
- Balances with Banks			
- Current Accounts	1,148.54	1,191.26	1,620.25
- Deposits with maturity period of less than 3 months	348.50	309.37	109.29
	1,516.17	1,521.84	1,750.51

15. Bank Balances Other than above

	As At March 31, 2017	As At March 31, 2016	As At April 1, 2015
Earmarked Balances			
- Margin Money Deposit (Refer Note 15.1)	24.27	12.14	20.62
- Unpaid Dividend Account (Refer Note 15.2)	2.39	2.98	4.74
- Share Application Money Refund	-	0.48	0.48
-Term Deposits with maturity period of more than 3 months but less than 12 months	508.97	192.20	209.38
	535.63	207.80	235.22

15.1 Margin money deposit represents deposits with Banks against Guarantee issued by them.

15.2 Unpaid dividend account represent cash and cash equivalent deposited in unpaid dividend account and are not available for use by the Company other than for specific purposes.

Consolidated notes forming part of Financial Statements

(All Amounts ₹ in million, unless otherwise stated)



16. Loans (Unsecured) (Refer Note 75)

	As At March 31, 2017	As At March 31, 2016	As At April 1, 2015
(a) Loans and Advances to Related Parties			
- Associates	26.93	29.93	28.17
- Joint Ventures	825.51	884.01	817.67
- Directors	17.00	35.69	49.46
	869.44	949.63	895.30
- Considered Good	723.60	784.95	731.84
- Considered Doubtful	145.84	164.68	163.47
	869.44	949.63	895.31
Less: Allowance for Doubtful Loans and Advances	145.84	164.68	163.47
	723.60	784.95	731.84

The movement in Provisions is as follow:

	As At March 31, 2017	As At March 31, 2016	As At April 1, 2015
Balance as at beginning of the year	164.68	163.47	163.47
Allowance for doubtful Loans & advances during the year	-	1.21	-
Loans & Advances written off during the year	18.84	-	-
Balance as at end of the year	145.84	164.68	163.47

17. Others financial assets (Refer Note 48)

	As At March 31, 2017	As At March 31, 2016	As At April 1, 2015
a) Non Current Assets held for Sale : (Refer Note 17.1)			
I. Investment in Equity Shares of Associates- Unquoted			
Sushee - IVRCL Arunachal Highway Limited	247.00	247.00	247.00
II. Investment in Other Companies			
Rayalseema Expressway Private Limited (Face Value of ₹ 1,482 each)	131.03	131.03	131.03
(b) Other Receivables	189.65	146.33	153.29
(c) Interest Accrued on Fixed Deposits	10.41	6.80	6.64
	578.09	531.16	537.96

17.1 The company has entered into share purchase agreement with two buyer Companies for sale of equity shares and Debentures/equity shares on conversion of such debentures into equity respectively on achieving COD of the respective project implemented by such companies. The Company has received equal amount of advance against sale of such investment from the respective buyer companies, such advance is classified under liability held for sale. (Refer Note 28)

Consolidated notes forming part of Financial Statements

(All Amounts ₹ in million, unless otherwise stated)



18. Current Tax Assets (Net)

	As At March 31, 2017	As At March 31, 2016	As At April 1, 2015
Income tax Receivable	53.11	259.74	371.79
	53.11	259.74	371.79

19. Other Current Assets (Refer Note 46, 52, 53, 59(a)(10) & 59(b)(12))

	As At March 31, 2017	As At March 31, 2016	As At April 1, 2015
(a) Unbilled Revenue	15,291.27	16,536.41	18,859.44
(b) Prepaid Expenses	47.64	84.52	144.28
(c) Other Deposits	576.11	374.79	401.47
(d) Advance to Sub-Contractors and Suppliers (Unsecured)			
- Considered good	3,075.28	4,014.22	4,405.89
- Considered Doubtful	279.16	281.45	200.67
	3,354.44	4,295.67	4,606.56
Less: Allowance for Doubtful Advances	279.16	281.45	200.67
	3,075.28	4,014.22	4,405.89
(e) Balances with Statutory / Government Authorities			
- Considered Good	2,538.41	2,632.44	2,770.73
- Considered Doubtful	337.72	336.30	334.05
	2,876.13	2,968.74	3,104.78
Less: Allowance for Doubtful Advances	337.72	336.30	334.05
	2,538.41	2,632.44	2,770.73
	21,528.71	23,642.38	26,581.81

The movement in Provisions is as follow:

	As At March 31, 2017	As At March 31, 2016	As At April 1, 2015
Balance as at beginning of the year	617.75	534.72	534.72
Allowance for doubtful debts/ advances during the year	1.42	83.04	-
Advances written off during the year	2.29	-	-
Balance as at end of the year	616.88	617.75	534.72

Consolidated notes forming part of Financial Statements

(All Amounts ₹ in million, unless otherwise stated)



20. Share Capital

Particulars	As at March 31, 2017		As at March 31, 2016		As at April 1, 2015	
	No. of Shares	Amount	No. of Shares	Amount	No. of Shares	Amount
Authorised :						
Equity Shares of ₹ 2 each	1,625,000,000	3,250.00	1,625,000,000	3,250.00	1,625,000,000	3,250.00
Preference shares of ₹ 2 each	25,000,000	50.00	25,000,000	50.00	25,000,000	50.00
Issued, Subscribed and Paid up	1,650,000,000	3,300.00	1,650,000,000	3,300.00	1,650,000,000	3,300.00
	782,897,692	1,565.80	728,683,370	1,457.37	459,138,722	918.28
	782,897,692	1,565.80	728,683,370	1,457.37	459,138,722	918.28

20.1 Reconciliation of the Number of and Amount of Shares Outstanding at the Beginning and at the End of the Reporting Year

Particulars	As at March 31, 2017		As at March 31, 2016		As at April 1, 2015	
	No. of Shares	Amount	No. of Shares	Amount	No. of Shares	Amount
At the beginning of the Year	728,683,370	1,457.37	459,138,722	918.28	306,886,648	613.77
Add : Issued during the Year (refer note 20.4)	54,214,322	108.43	269,544,648	539.09	152,252,074	304.51
Outstanding at the end of the Year	782,897,692	1,565.80	728,683,370	1,457.37	459,138,722	918.28

20.2 Terms/Rights attached to Equity shares

The equity shares of the Company having par value of ₹ 2 per share rank pari passu in all respect including voting right and entitlement to dividend. Repayment of the capital in the event of the winding up of the Company will inter alia be subject to the provisions of the Companies Act, 2013, the Articles of the Association of the Company or as may be determined by the Company in general meeting prior to such winding up.

20.3 Shareholders Holding more than 5% Shares of the Company

Name of the Share Holder	No. of Shares as at March 31, 2017	% Shareholding	No. of Shares as at March 31, 2016	% Shareholding	No. of Shares as at April 1, 2015	% Shareholding
ICICI Bank Ltd	62,730,774	8.01	62,961,203	8.64	22,574,134	4.92
Indian Overseas Bank	62,547,429	7.99	62,547,429	8.58	21,288,504	4.64
Canara Bank	55,520,959	7.09	55,520,959	7.62	19,095,631	4.16
IDBI Bank Ltd	52,810,191	6.75	30,950,522	4.25	19,046,836	4.15
State Bank of India	49,409,934	6.31	49,409,934	6.78	16,325,019	3.56
Andhra Bank	37,204,623	4.75	37,204,623	5.11	13,861,950	3.02

20.4 54,214,322 nos. of equity shares have been allotted to the lender banks pursuant to scheme of Corporate Debt Restructuring and Strategic Debt Restructuring by converting the debt amounting to ₹ 833.81 million into equity share capital (including securities premium) (Refer Note 44).

Consolidated notes forming part of Financial Statements

(All Amounts ₹ in million, unless otherwise stated)



20.5 Details of shares Reserved for issue under option

(a) For details of shares reserved for issue under Employee Stock Options (ESOP) plan of the Company, (Refer Note 61)

21. Borrowings (Refer Note 55)

	As At March 31, 2017	As At March 31, 2016	As At April 1, 2015
i) Secured Term Loans			
- From Banks	37,584.00	45,287.12	49,276.73
- From Others	6,381.70	6,213.80	5,718.82
ii) Secured			
- Compulsorily Convertible Debentures	1,250.00	2,499.90	2,499.90
iii) Unsecured			
- From Others	-	-	54.22
	45,215.70	54,000.82	57,499.67

21.1 Working Capital Term Loan - I

Borrowings from banks includes WCTL - I is secured by first pari passu charge on fixed assets excluding the exclusive security given to various lenders (WCTL - I amounting to ₹ 1,754.50 million is further secured by first and exclusive charge on all present and future fixed assets and current assets, except lease rights of the lease hold land of IVRCL TLT Private Limited, a subsidiary of the company), book debts beyond the cover period and non-current assets excluding retention money and investments. Second pari passu on entire stocks, book-debts upto cover period, unbilled revenue, retention money and any current assets as per audited balance sheet both present and future.

WCTL - I is repayable after a moratorium of 25 months from COD in 31 structured quarterly installments, commencing from quarter ending March 31, 2016. WCTL - I carries rate of interest SBI Base Rate plus 1.25% p.a. from cut-off date with annual reset.

Details of defaults in repayment of WCTL-I and interest as on the Balance Sheet date

	Period of default (in days)	Amount
Principal	1 - 91	2670.27
	183 - 275	2670.27
	366	762.94
Interest	1 - 91	636.11
	122 - 275	910.05
	305 - 456	977.25

21.2 Working Capital Term Loan - II

Borrowings from banks includes WCTL - II is secured by first pari passu charge on entire stocks, book-debts upto cover period, unbilled revenue, retention money and any current assets as per audited balance sheet both present and future. Second pari passu charge on fixed assets, book debts beyond the cover period and non-current assets excluding retention money and investments both present and future.

WCTL - II is repayable after a moratorium of 25 months from COD in 31 structured quarterly installments, commencing from quarter ending March 31, 2016. WCTL - II carries rate of interest SBI Base Rate plus 1.25% p.a. from cut-off date with annual reset.

Details of defaults in repayment of WCTL - II and interest as on the Balance Sheet date

	Period of default (in days)	Amount
Principal	1 - 91	535.52
	183 - 275	535.52
	366	153.01
Interest	1 - 91	130.70
	122 - 275	185.05
	305 - 456	139.74

Consolidated notes forming part of Financial Statements

(All Amounts ₹ in million, unless otherwise stated)



21.3 Priority Debt

Borrowings from bank includes ₹ 1,217.98 million (₹ 1,217.98 million) has been availed out of ₹ 1,750.00 million Priority Debt sanctioned. Priority Debt is repayable in 21 structured quarterly instalments, commencing from quarter ending March 31, 2016. Priority Debt carries rate of interest SBI Base Rate plus 2.00% from cut-off date with annual reset.

Priority Debt is secured by first pari passu charge on fixed assets excluding the exclusive security given to various lenders, book debts beyond the cover period and non-current assets excluding retention money and investments. Second pari passu on entire stocks, book-debts upto cover period, unbilled revenue, retention money and any current assets as per audited balance sheet both present and future.

Details of defaults in repayment of Priority Debt and interest as on the Balance Sheet date

	Period of default (in days)	Amount
Principal	1 - 91	91.37
	183 - 275	91.37
	366	182.71
Interest	1 - 91	56.24
	122 - 275	80.50
	305 - 457	98.86

21.4 Term Loans from Banks

(i) ICICI Bank

The loan amount of ₹ 1,659.52 million (₹ 1,659.52 million), is secured by first and exclusive hypothecation charge over specific fixed assets of the Company including freehold land. The rate of interest is SBI Base Rate plus 1.25% p.a. The loan is repayable after a moratorium of 28 months from cut-off date in 30 structured quarterly instalments commencing from quarter ending June 30, 2016.

(ii) IndusInd Bank

The loan amount of ₹ 714.20 million (₹ 714.20 million), is secured by equitable mortgage of land and pledge of certain equity shares held in subsidiaries, as per the terms of sanction letter. The rate of interest is SBI Base Rate plus 1.25% from cut-off date with annual reset. The loan is repayable after a moratorium of 28 months from cut-off date in 30 structured quarterly instalments commencing from quarter ending June 30, 2016.

(iii) Punjab & Sind Bank

Secured by first and exclusive hypothecation charge over specific fixed assets of the Company. The rate of interest is Base Rate plus 1.50% p.a. The balance outstanding as at March 31, 2017 is ₹ 50.55 million, which is overdue.

(iv) AXIS Bank

The loan amount of ₹ 296.50 million carries rate of interest SBI Base Rate plus 1.25% p.a from cut-off date with annual reset. Out of loan amount of ₹ 296.50 million, ₹ 46.50 million was secured by specific equipments. The loan is repayable after a moratorium of 28 months from cut-off date in 30 structured quarterly instalments commencing from quarter ending June 30, 2016.

(v) Nova Scotia

The loan amount of ₹ 250.00 million carries rate of interest of SBI Base Rate plus 1.25% p.a from cut-off date with annual reset and is secured by mortgage of freehold land. The loan is repayable after a moratorium of 28 months from cut-off date in 30 structured quarterly instalments commencing from quarter ending June 30, 2016.

	Period of default (in days)	Amount
Principal	1 - 91	98.57
	183 - 275	98.57
	822	1,036.55
Interest	1 - 93	324.97
	122 - 275	386.17
	305 - 456	555.88
	457 - 610	31.09
	641 - 822	46.00

Consolidated notes forming part of Financial Statements

(All Amounts ₹ in million, unless otherwise stated)



(vi) Standard Chartered Bank (External Commercial Borrowings)

Secured by first charge on exclusive hypothecation of construction equipment procured out of loan amount. The details for each disbursement are as under:

Outstanding as on March 31, 2017		Instalment Due	Period of Default w.r.t Balance Sheet Date (in months)	Rate of Interest p.a.	Period of default (in months)	Interest Due (₹ in million)
USD (million)	INR (million)					
2.50	162.10	8 equal Quarterly instalments of USD 0.313 million each	28	8.90%	41	54.68
1.37	88.73	4 equal Quarterly instalments of USD 0.343 million each	34	9.38%	42	32.07
1.72	111.44	11 equal Quarterly instalments of USD 0.156 million each	38	9.50%	35	34.10
3.75	243.14	12 equal Quarterly instalments of USD 0.313 million each	32	9.85%	44	95.65
2.03	131.70	13 equal Quarterly instalments of USD 0.156 million each	34	9.85%	43	50.28
11.37	737.11					266.78

21.5 Term Loans from Others

(i) TATA Capital Financial Services Limited

The loan amount of ₹ 133.33 million is secured by mortgage of freehold non-agricultural land. The rate of interest is SBI Base Rate plus 1.25% from cut-off date with annual reset. The loan is repayable after a moratorium of 28 months from cut-off date in 30 structured quarterly instalments commencing from quarter ending June 30, 2016.

(ii) SREI Equipment Finance Private Limited

The loan amount of ₹ 1,203.63 million (₹ 1,215.62 million) is secured by first charge by way of hypothecation of specific movable assets. The rate of interest is SBI Base Rate plus 1.25% from cut-off date with annual reset. The loan is repayable after a moratorium of 28 months from cut-off date in 30 structured quarterly instalments commencing from quarter ending June 30, 2016.

(iii) Equipment Loans from Banks and Non-Banking Financial Companies (NBFCs)

Equipment loans are secured by first charge and hypothecation of specified machinery, equipment and vehicles. Such loans are repayable within one year and carry interest rate ranging from 8.50% to 13.50% p.a.

21.6 Kumarapalyam Tollways Limited

(i) Security terms:

The term loan along with Funded Interest Term Loan (FITL) is secured by pari passu first charge on all the borrowers immovable properties and assets both present and future, movables including plant & machinery, spares, tools and accessories, furniture and fixtures, vehicles, all other movable assets machinery spares, excluding crushers, operating cash flows, book debts, receivables including grant, revenue shortfall loan to be received from NHAI and any other revenues whatsoever nature and wherever arising present and future subject to charge of working capital lenders on operating cash flows subject to the amount of their loans not exceeding ₹ 20.00 million. Borrowers bank account including without limitation the Escrow account, major maintenance reserve account, DSRA and each of any other accounts required to be created by the Borrower under any Project document or contract, first charge on all intangibles assets, security interest in project document and contracts and insurance proceeds. Pursuant to the approved restructuring scheme by the consortium lenders, additional security has been provided for including the personal guarantee of Mr. E Sudhir Reddy, promoter of IVRCL Group for outstanding term loan and FITL along with pledge of 51% of shares held by the Promoters.

Consolidated notes forming part of Financial Statements

(All Amounts ₹ in million, unless otherwise stated)



- (ii) **Terms of Interest :** Interest payable to lenders on monthly basis. The interest rates shall be subject to annual reset.
- (iii) **Terms of Repayment:**
 - (a) **Existing Term Loan :** As per restructuring agreement Term loans shall be repaid after a moratorium of 23 months from cut-off date in 36 structured quarterly installments of commencing from quarter ending September 30, 2016, ranging from 0.5% to 8.25% of principle outstanding as on cut-off date.
 - (b) **Funded Interest Term Loan (FITL) :** As per restructuring agreement, the FITL shall be repaid after a moratorium of 11 months from cut-off date in 19 structured quarterly installments of commencing from quarter ending September 30, 2015, ranging from 3.33% to 6.25% of FITL principle.

21.7 Salem Tollways Limited

(i) Security terms :

The term loan is secured by pari passu first charge on all the borrowers immovable properties present and future and intangible assets, movables, machineries, spares, tools and accessories, furniture and fixtures, vehicles, all other movable assets (present & future), operating cash flows, book debts, receivables including grant, revenue shortfall loan to be received from NHAI and any other revenues relating to 4 laning of Salem kumarapalayam Chengapalli section of NH-47 from km 0 to km 53 in the state of Tamil Nadu on BOT Toll basis, Borrowers bank account, Escrow Account, DSRA and each of any other accounts required to be created by the Borrower under any Project document or contract and Insurance contracts.

- (ii) **Terms of Interest :** Interest payable to lenders on monthly basis. The interest rates shall be subject to annual reset.

(iii) Terms of Repayment:

Total Senior Debt was availed of ₹ 2,228.30 million and repayment of the loan was started from August 31, 2010 with total 138 unequal monthly installments ranging from ₹ 1.86 to ₹ 32.50 and the Sub Debt was availed of ₹ 200.00 million and repayment of loan was started from February 28, 2011 with total 156 unequal monthly installments ranging from ₹ 0.07 to ₹ 2.17 million.

Principal : Amount ₹ 19.05 million and period of default is 31 Days

Interest : Amount ₹ 11.28 million and period of default is 31 Days

Interest : Amount ₹ 14.76 million and period of default is 16 Days

21.8 IVRCL Chengapalli Tollways Limited

(i) Security terms:

Except project assets, the term loan is secured by pari passu first charge on all the borrowers movables and immovable, machineries, spares, tools and accessories, furniture and fixtures, vehicles, all other movable assets (present & future), operating cash flows, book debts, receivables, revenue shortfall loan to be received from National Highways Authority of India (NHAI) and any other revenues relating to 6 laning from km 102.035 to km 144.680 on the Chengapalli to start of Coimbatore bypass and 4 laning from km 170.880 to km 183.010 on the end of Coimbatore bypass to Tamilnadu/ Kerala border section of NH-47 on BOT toll basis, borrowers bank account, Escrow Account, DSRA and each of any other accounts required to be created by the Borrower under any Project document or contract and Insurance contracts.

- (ii) Pledge of 51% of the shares of the company held by the sponsors up to the second anniversary of the commercial operation date (COD) and 26% thereafter.

- (iii) **Terms of interest:** Interest payable to lenders on monthly basis at rates linked to their respective base rates plus applicable spread (except Andhra bank whose applicable interest rate shall be linked to the base rate of lead bank). The interest rates shall be subject to annual reset from scheduled COD or actual COD whichever is earlier.

(iv) Terms of Repayment:

- (a) **Existing Term Loan :** Term Loans are repayable in 44 unequal installments commencing from June 2019 and shall end March, 2030 ranging from 0.30% to 17.60% of sanctioned term loan

Consolidated notes forming part of Financial Statements

(All Amounts ₹ in million, unless otherwise stated)



- (b) **Loan B** : Term Loans are repayable in 44 unequal installments commencing from June 2019 and shall end March, 2030 ranging from 0.30% to 17.60% of sanctioned term loan

(v) **Default as on March 31, 2017**

Interest : Amount ₹ 72.46 million and period of default is 59 Days

Interest : Amount ₹ 77.31 million and period of default is 31 Days

21.9 IVRCL Indore Gujarat Tollways Limited

(i) **Security terms:**

The term loan is secured by pari passu first charge on all the borrowers movables, machineries, spares, tools and accessories, furniture and fixtures, vehicles, all other movable assets (present & future) operating cash flows, book debts, receivables, revenue shortfall loan to be received from NHAI and any other revenues relating to 4 laning of Indore to Gujarat-MP border section of NH-59 from KM 9.500 to KM.171.100 in the state of Madhya Pradesh on a DBFOT basis, borrowers bank account, escrow account, DSRA and each of any other accounts required to be created by the borrower under any project document or contract and insurance contracts.

- (ii) Pledge of 51% of the shares of the borrower held by the sponsors up to the second anniversary of the COD and 26% thereafter.
- (iii) The additional security as per the CDR package including, Corporate Guarantee of IVRCL Limited, Personal Guarantee of promoter of IVRCL Limited and Collateral security of immovable properties shall continue till the repayment of Term Loan 1 (TL) and Term Loan 2 (PD) until the same is converted into equity.

(iv) **Terms of Interest:**

- (a) **Interest on Term loan:** The interest p.a will be 11% from the cut off date to March 31, 2016, 12.25% from April 01, 2016 to March 31, 2023 and 14.50% from April 01, 2023 to till loan termination date.
- (b) **Interest on FITL** : The interest p.a will be 11% from the cut off date to March 31, 2016, 12.25% from April 01, 2016 to March 31, 2021 and 14.50% from April 01, 2021 to till loan termination date..
- (c) **Interest on PD** : The interest p.a will be 11% from the cut off date to March 31, 2016, 12.25% from April 01, 2016 to March 31, 2023 and 14.50% from April 01, 2023 to till loan termination date.
- (d) **Interest on APD** : The interest p.a will be 11% from the cut off date to March 31, 2016, 12.25% from April 01, 2016 to March 31, 2023 and 14.50% from April 01, 2023 to till loan termination date.
- (e) **Interest on Loan B** : The interest p.a will be 11% from the cut off date to March 31, 2016, 12.25% from April 01, 2016 to March 31, 2023 and 14.50% from April 01, 2023 to till loan termination date.
- (f) **Interest on NHAI Loan** : NHAI Loan shall carry an interest @ 2% above Bank rate as stipulated by RBI from time to time.

(v) **Terms of repayment :**

For Term Loans: The term loans are repayable in 48 structured quarterly installments commencing from September 30, 2017, ranging from 0.375% to 21.50% of term loan drawn. The term loan drawn up to March 31, 2017 is ₹ 11,427.77 million (Previous year - ₹ 11,427.77 million) out of total term loan of ₹ 11,427.80 million.

For Funded Interest Term Loan (FITL) :

- a) As per amended and restated master restructuring agreement dated March 28, 2015, the outstanding in relation to the FITL facility extended by the CDR lenders (other than India Infrastructure Finance Company Limited) was converted into the Equity shares. The Equity shares are allotted to the lenders on August 10, 2015 with a Face value of ₹ 10 and a premium of ₹ 28.67 per share.
- b) The FITL of IIFCL are repayable in 24 structured quarterly installments commencing from March 31, 2018, ranging from 0.063% to 30.625% of term loan drawn. Funded Interest term loan drawn up to March 31, 2017 is ₹ 211.25 million (Previous year - ₹ 211.25 million).

Consolidated notes forming part of Financial Statements

(All Amounts ₹ in million, unless otherwise stated)



For Priority Debt (PD) :

- a) Additional debt in the form of priority debt of ₹ 2,080.00 million was sanctioned by the consortium to meet the balance project cost (consisting of hard cost and other soft costs) and IDC component (from October 01, 2014 to June 30, 2015).
- b) The term loans are repayable in 27 structured quarterly installments commencing from March 31, 2019, ranging from 1.66% to 25.00% of term loan drawn. The term loan drawn up to March 31, 2017 is ₹ 1,969.90 million (Previous year - ₹ 1,961.60 million) out of total loan of ₹ 2,080.00 million.

For Additional Priority Debt (APD) :

- a) Additional priority debt amounting to ₹ 830.00 million was sanctioned by the consortium to meet the IDC funding from July 01, 2015 up to January 31, 2016.
- b) The term loans are repayable in 27 structured quarterly installments commencing from March 31, 2019, ranging from 1.66% to 25.00% of term loan drawn. The term loan drawn up to March 31, 2017 is ₹ 446.95 million (Previous year - ₹ 169.71 million) out of total loan of ₹ 830.00 million.

For Loan B :

- a) Loan B amounting to ₹ 1,850.00 million was sanctioned by the consortium to meet the IDC funding from July 01, 2015 up to January 31, 2016.
- b) The term loans are repayable in 27 structured quarterly installments commencing from March 31, 2019, ranging from 1.66% to 25.00% of term loan drawn. The term loan drawn up to March 31, 2017 is ₹ 669.21 million (Previous year - Nil) out of total loan of ₹ 1,850.00 million.

For NHAI Loan :

A Loan amounting to ₹ 1,224.80 million was sanctioned by NHAI to meet the balance of cost of the project under one Time Fund Infusion scheme (OTFIS) as last mile funding. The Loan carries interest @ 2% above Bank rate as stipulated by RBI from time to time (Restricted to 10.30%). NHAI shall hold first charge on receivables. NHAI has disbursed ₹ 45.00 million (Previous year - ₹ Nil) upto March 31, 2017 out of total loan of ₹ 1,224.80 million. The Loan is repayable according to the waterfall mechanism as mentioned in the Tripartite Agreement executed by the company on April 5, 2017 with NHAI and Bank of India in the capacity of lenders representative.

(vi) Default as on March 31, 2017

Interest : Amount ₹ 1.80 million and period of default is 549 Days
Interest : Amount ₹ 28.02 million and period of default is 518 Days
Interest : Amount ₹ 44.72 million and period of default is 488 Days
Interest : Amount ₹ 51.95 million and period of default is 457 Days
Interest : Amount ₹ 52.84 million and period of default is 426 Days
Interest : Amount ₹ 49.89 million and period of default is 397 Days
Interest : Amount ₹ 54.11 million and period of default is 366 Days
Interest : Amount ₹ 52.55 million and period of default is 336 Days
Interest : Amount ₹ 54.79 million and period of default is 305 Days
Interest : Amount ₹ 53.52 million and period of default is 275 Days
Interest : Amount ₹ 55.81 million and period of default is 244 Days
Interest : Amount ₹ 56.33 million and period of default is 213 Days
Interest : Amount ₹ 55.02 million and period of default is 183 Days
Interest : Amount ₹ 57.37 million and period of default is 152 Days
Interest : Amount ₹ 57.05 million and period of default is 122 Days
Interest : Amount ₹ 106.33 million and period of default is 91 Days
Interest : Amount ₹ 109.20 million and period of default is 60 Days
Interest : Amount ₹ 131.79 million and period of default is 32 Days
Interest : Amount ₹ 147.63 million and period of default is 1 Day

Consolidated notes forming part of Financial Statements

(All Amounts ₹ in million, unless otherwise stated)



21.10 Jalandhar Amritsar Tollways Limited

(i) Security terms :

The term loan is secured by pari passu first charge on all the borrowers immovable properties and assets, both present and future, movables including plant and machinery, machinery spares, tools and accessories, furniture, fixtures, vehicles and all other movable assets (present & future) operating cash flows, book debts and receivables including grant, revenue shortfall loan to be received from NHAI and any other revenues of whatsoever nature and where ever arising, present and future, bank accounts including without limitation the escrow account and debt service reserve account and each of the other accounts required to be created by the borrower under any project document or contract, all intangibles present and future. A first charge by way of assignment or creation of security interest in all the right, title, interest, benefits, claims and demands whatsoever in the project document and contracts, clearances, letter of credit, guarantees, performance bond and liquidity damages provided by any party to the project documents and all insurance contract and insurance proceeds.

As per terms of the restructured debt, in addition to the existing terms of security under the common rupee loan agreement, Corporate Guarantee is provided by IVRCL Limited to secure the outstanding obligations.

(ii) Terms of interest:

Interest payable to lenders on monthly basis. The interest rates shall be subject to annual reset.

(iii) Terms of repayment :

The debt outstanding of ₹ 1,638.30 million as on June 30, 2013 was restructured and revised repayment of the loan commenced from December 31, 2013 with 47 unequal quarterly installments ranging from ₹ 2.00 million to ₹ 150.60 million.

21.11 IVRCL Chandrapur Tollways Limited

(i) Security terms :

The term loan is secured pari passu first charge on all the borrower's movables, machineries, spares, tools and accessories, furniture and fixtures, vehicles, goodwill, rights, undertakings and all other movable assets (present & future) except project assets, immovable property both present and future, operating cash flows, book debts, toll collection, receivables, revenue to be received from Government of Maharashtra, Public Works Department (PWD) and any other revenues relating to four laning & improvement of Karanji-Wani-Ghuggus-Chandrapur (upto padoli junction) road of MSH-6 & 7 in Yavatmal & Chandrapur District length 85.112 Kms in the state of Maharashtra on a BOT basis, Borrower's bank account, escrow account, DSRA and each of any other accounts required to be created by the borrower under any project document or contract and insurance contracts. Pursuant to the approved restructuring scheme by the consortium lenders, additional security has been provided for including the personal guarantee of Mr. E Sudhir Reddy, promoter of IVRCL Group for outstanding term loan, Priority Debt and Stand by facility along with pledge of 51% of shares held by the Promoters.

(ii) Terms of interest:

Interest payable to lenders on monthly basis linked to lead bank base rate (Bank of India) plus applicable spread. The spread shall remain fixed till the COD. The interest rate and spread shall be reset on COD and every year there after.

(iii) Terms of repayment :

(A) Existing Term Loan : Term loans are repayable in 48 structured quarterly installments commencing from 3 months after expected COD subject to consortium lenders consideration ranging from ₹ 7.85 million to ₹ 157.00 million. The term loan drawn up to March 31, 2016 is ₹ 3,139.73 million out of total term loan of ₹ 3,139.90 million.

(B) Priority Debt (PD) : Priority Debt are repayable in 48 structured quarterly installments commencing from 3 months after expected COD subject to consortium lenders consideration ranging from ₹ 1.63 million to ₹ 32.75 million. The Priority Debt drawn up to March 31, 2016 is ₹ 654.98 million out of total term loan of ₹ 655.00 million.

(C) Bridge Loan : As per restructuring agreement Stand by facility availed in the form of bridge loan with LC sub limit repayable on receipt Grant from PWD, Govt. of Maharashtra. The stand by facility drawn up to March 31, 2016 is ₹ 300 million out of ₹ 982.70 million.

Consolidated notes forming part of Financial Statements

(All Amounts ₹ in million, unless otherwise stated)



(iv) Default of Interest

Due date is December 31, 2015 - Period of defaults - 91 days - Amount ₹ 0.61 million

Due date is January 31, 2016 - Period of defaults - 60 days - Amount ₹ 17.40 million

Due date is February 29, 2016 - Period of defaults - 31 days - Amount ₹ 29.66 million

21.12 IVRCL Patalganga Truck Terminals Private Limited

Based on reschedulement of Indian Rupee Loan from Tamilnad Mercantile Bank which carries interest @ BR + 2.50% (13.25%), the loan is repayable in 44 quarterly installments commencing from June 30, 2016. The loan is secured by way of first charge of all the book-debts, operating cash flows, revenues and receivables of the Company, present and future including by way of charge on the escrow account, retention account, debt service reserve account and other reserves and bank accounts of the Company wherever maintained and the collateral security is equity mortgage on leased Land to the extent of 12.84 acres valued ₹ 107.50 million and building and structure to be constructed at an estimated cost of ₹ 307.90 million. The total security value is ₹ 415.40 million.

Sponsor loan from holding company is interest free. There is no repayment schedule for the above said loan.

21.13 Chennai Water Desalination Limited

(i) Security terms for term loans (Domestic and foreign):

- A First Charge by way of mortgage of all the immovable properties of the company, present and future.
- First Charge by way of hypothecation of all movable (tangible and Intangible) including movable plant and machinery, machinery spares, tools and accessories, furniture, vehicles and all other movable assets present and future.
- First Charge on all book debts, operating cash flow, revenues and receivables, uncalled capital of the company, present and future including by way of a charge on the Trust and Retention Account II Debt Service Reserve account and other reserve and bank accounts of the Company subject only to the charge of working capital lenders for their loans to the extent of ₹ 100.00 million to the project on the operating cash flows.

(ii) Terms of Interest:

Interest payable to domestic lenders on monthly basis and foreign lender on quarterly basis. The Interest rates on domestic loan shall be subject to annual reset. Interest rate on foreign lender carrying of LIBOR +2.25%

(iii) Terms of repayment:

Loan from Indian lenders availed of, was ₹ 3,000.00 million. Repayment of the loan commenced from May 31, 2010 with 117 equal monthly installments and the loan from foreign lender availed of was Euro 14.06 million. Repayment of loan commenced from December 31, 2009 with 40 quarterly equal installments.

(iv) Default as on March 31, 2017

Principal : Amount ₹ 25.64 million and period of default is 59 Days

Principal : Amount ₹ 25.64 million and period of default is 31 Days

Interest : Amount ₹ 12.04 million and period of default is 59 Days

Interest : Amount ₹ 10.02 million and period of default is 31 Days

21.14 IVRCL Lanka Private Limited

ICICI BANK

USD 65 Mn multi-currency term loan sanctioned by banks, USD 5 million drawn upto March 31, 2017. On request by the Company, the Lenders have restructured the total amount of USD 4.97 million outstanding under the facility, the terms governing the above Facility as contained in the Facility Agreement on the terms and conditions set out in the amendatory Credit Arrangement Letter. The interest rate on restructured debt shall be 3 months LIBOR +5 % p.a. The loan is secured by first ranking pari passu charge over all assets of the Company, Residual charge on the current assets of the holding company and assignment of proceeds payable under the Bank Guarantee in favour of the Lenders Post restructuring the Facility shall be repaid in 3 structured unequal installments, starting from April 30, 2017 with the last installment due on March 31, 2019 as given below:

Consolidated notes forming part of Financial Statements

(All Amounts ₹ in million, unless otherwise stated)



Date	Repayment as a percentage of facility amount %	Repayment amount (USD million)
April 30, 2017	10%	0.50
March 31, 2018	35%	1.74
March 31, 2019	55%	2.73
Total	100%	4.97

21.15 Compulsorily Convertible Debentures - IVRCL Indore Gujarat Tollways Limited

Compulsorily Convertible Debentures (CCDs) were issued to IFCI Limited, to part finance the Project of the company. The tenure of the CCDs is 6 years from the date of disbursement which is extended for additional 2 years vide the restructuring mechanism sanctioned by the IFCI. The cut off date for the restructuring scheme is June 30, 2014. Further a moratorium of 2 years has been provided for the coupon payment from June 30, 2014 to June 30, 2016, which shall form part of the overall IRR payable to the IFCI. The indicative coupon rate is 11% p.a. payable half yearly subject to overall yield to the lender @ 15.75% p.a. IVRCL Limited (the sponsor) shall be liable to meet the obligation of making the coupon payments. CCDs are secured by pledge of shares of the company held by the Sponsor amounting to 49% of the paid up equity share capital, to be maintained throughout the tenure of the CCDs and subservient charge on the senior lender assets excluding pledge of shares and corporate guarantee by IVRCL Limited for ₹ 1,250.00 million. Further the additional security in the form of land aggregating to Acres 9.9 located in Vedurvada Village, Atchutapuram Mandal, Vishakhapatnam District has been provided and equitable mortgage has been created favoring IFCI by deposit of title deeds. The sponsor shall have a call option and IFCI, a put option on the sponsor for buy out of the CCDs as per the terms specified.

22. Other financial Liabilities

	As At March 31, 2017	As At March 31, 2016	As At April 1, 2015
Grant Payable to the Government Authority	1,318.52	1,187.86	1,069.85
	1,318.52	1,187.86	1,069.85

23. Provisions (Refer Note 62 & 68)

	As At March 31, 2017	As At March 31, 2016	As At April 1, 2015
(a) Employee Benefit Payable	130.42	134.72	150.45
(b) Resurfacing Obligation	695.09	1,552.96	711.30
	825.51	1,687.68	861.75

24. Deferred Tax Liabilities (Net)

	As At March 31, 2017	As At March 31, 2016	As At April 1, 2015
(a) Deferred Tax Liabilities			
- Other Comprehensive Income	3.60	4.19	2.74
- Others	155.61	166.16	177.55
	159.21	170.35	180.29

25. Other-Non Current Liabilities

	As At March 31, 2017	As At March 31, 2016	As At April 1, 2015
Deferred Grant Revenue	4,111.54	3,757.43	3,407.75
	4,111.54	3,757.43	3,407.75

Consolidated notes forming part of Financial Statements

(All Amounts ₹ in million, unless otherwise stated)



26. Short Term Borrowings (Refer Note 55)

	As At March 31, 2017	As At March 31, 2016	As At April 1, 2015
Secured			
Loans repayable on demand from Banks			
(a) Cash Credits and Working Capital Demand Loans from consortium of Banks	22,022.27	19,053.06	20,471.77
(b) Project - Specific Working Capital Loans	584.67	526.64	5,806.70
(c) Funded Interest Term Loan	88.14	642.82	605.86
Unsecured			
(a) Cash Credits, Working Capital Demand Loans and Other Credit Facilities from Banks	1,863.07	548.99	35.28
(b) Buyers' Credit	-	-	28.10
(c) Others	1,445.44	1,290.11	1,162.26
	26,003.59	22,061.62	28,109.97

26.1 Cash Credits and Working Capital Demand Loan from Consortium Banks

Cash Credits and Working Capital Demand Loans are secured by hypothecation of book debts, inventories and other current assets (excluding those charged to lenders of specific-funding projects). Further these loans are secured by mortgage of property in Land and Buildings owned by the Company ranking pari passu among the consortium banks aggregating to ₹ 101.54 million and lien of the Fixed Deposit of ₹ 4.20 million. The loans have Second Charge on current assets of the specific-funding projects on reciprocal basis. The borrowings carry interest rate ranging from 10.55% to 14.00% p.a.

26.2 Project Specific Working Capital Loan from Banks

Project Specific Working Capital Loan from Banks are secured by hypothecation of book debts and inventory and other current assets of respective projects.

	Period of default (in days)	₹ in million
Principal	< 1 year	1,680.93
	1 - 2 year	5,831.40
	2 - 3 year	195.52
	4 year	178.16
Interest	1 - 91 days	308.29
	122 - 275 days	306.15
	305 - 549 days	638.76

26.3 Funded Interest Term Loan

The interest due and accrued on Term Loan, Non-Convertible Debentures, Short Term Loans, Equipment Term Loans, CGTL, WCTL-I, WCTL-II facilities from Cut-off-Date to till September 30, 2015 to be funded and converted into a Funded Interest Term Loan. The proposed FITL along with accrued interest to be converted into equity based on the prevailing CDR regulatory guide lines. Out of the proposed FITL the company converted into equity amounting to ₹ 559.80 million during the year and balance left over in the FITL account subsequently into equity.

	Period of default (in days)	₹ in million
Principal	336	35.48
	549	1.46
Interest	1 - 91	2.69
	122 - 275	4.32
	305 - 366	2.61

Consolidated notes forming part of Financial Statements

(All Amounts ₹ in million, unless otherwise stated)



26.4 IVRCL Lanka Limited

AMOUNT : LKR 1200 million or USD equivalent.

Working Capital against certified Bills by UDA after deduction of 5% towards the settlement of facility No. 2.

INTEREST RATE :

4.5% above the Fixed Deposit rate on LKR loans granted against LKR deposit and will be collected upfront or USD – 6 months LIBOR + 5.5% on USD Loans and will be collected upfront up.

TENOR :

Maximum 270 days.

REPAYMENT :

Each Loan shall be settled upon receipt of the respective payment within 270 days from the date of grant. If the face value of the bills are not settled on maturity, the amount due will be deducted on from the deposit held as security at the sole discretion of the bank.

SECURITY :

1. Corporate Guarantee from UDA.
2. Lien over a deposit of UDA for ₹ 1,200 million or equivalent.
3. Letter of set off.

27. Trade Payables (Refer Note 55)

Particulars	As At	As At	As At
	March 31, 2017	March 31, 2016	April 1, 2015
(i) Total Outstanding Dues to Micro, Small and Medium Enterprise	23.79	26.79	35.04
(ii) Other Outstanding Dues of Creditors other than Micro, Small and Medium Enterprise	16,698.36	18,019.76	18,679.10
	16,722.15	18,046.55	18,714.14

28. Other Financial Liabilities (Refer Note 21, 44, 50 & 55)

Particulars	As At	As At	As At
	March 31, 2017	March 31, 2016	April 1, 2015
(a) Current maturities of Long-Term Borrowings (Refer Note 28.2)	36,011.20	23,891.02	5,289.49
(b) Unpaid debentures and interest accrued thereon	4,334.16	2,761.25	2,510.26
(c) Interest accrued but not due on Borrowings	19.80	20.69	20.65
(d) Interest accrued and due on Borrowings	8,052.23	3,482.39	2,324.32
(e) Payable to Related Parties			-
- Joint Ventures	379.31	690.69	421.57
(f) Payable on purchase of Fixed Assets	148.39	78.91	218.69
(g) Accrued Salaries and Employee Benefits	682.82	718.97	722.68
(h) Interest on amounts due to Micro, Small and Medium Enterprises	90.67	29.62	31.18
(i) Other Financial liabilities related with non-current assets held for sale	1,628.03	1,628.03	1,070.22
(j) Claims payable to client	87.14	192.46	192.46
(k) Security Deposit	13.21	11.81	10.65
(l) Liability towards Investors Education & Protection Fund under Section 205C of the Companies Act, 1956			
- Unclaimed Dividends	2.39	3.00	4.77
(m) Others	186.06	97.67	44.93
	51,619.38	33,606.51	12,861.87

Consolidated notes forming part of Financial Statements

(All Amounts ₹ in million, unless otherwise stated)



28.1 Liabilities related with non-current assets held for sale includes secured loan of ₹ 400.00 million from TATA Capital Financial Services Limited. Security terms are as given below:

Secured by pledge of shares of following subsidiaries and subservient charge on the current assets.

- (i) 29.70% shares of Salem Tollways Limited
- (ii) 23% stake in Kumarpalyam Tollways Limited

The loan is repayable in one installment. The rate of interest is 14.25% p.a. And the balance outstanding as at March 31, 2017 is ₹ 400.00 million (previous year: ₹ 400.00 million).

28.2 Current maturities of long term borrowing includes continuing default as at March 31, 2017 in respect of Union Bank of India (Original loan of ₹ 1,000.00 million) Loan amount of ₹ 985.50 million repayable after moratorium period of one year in 4 equal installments of ₹ 250.00 million each commencing from March 31, 2014. The rate of interest is base rate plus 4% p.a. The loan is secured by first charge on the immovable properties of the Company for ₹ 400 million and the remaining balance of ₹ 600.00 million is secured by land belonging to RIHIM Developers Private Limited, wholly owned subsidiary of the Company. Union Bank of India has initiated recovery proceedings against the Company under the Securitization and Reconstruction of Financial Assets and Enforcement of Security Interest Act, 2002 in respect of outstanding loan aggregating to ₹ 1,308.30 million including interest payable.

28.3 Compulsorily Convertible Debentures

IVRCL Chengapalli Tollways Limited

Compulsorily Convertible Debentures (CCDs) were issued to IFCI Limited, to part finance the Project of the company. The tenure of the CCDs is 6 years from the date of disbursement which is extended for additional 2 years vide the restructuring mechanism sanctioned by the IFCI. The cut off date for the restructuring scheme is June 30, 2014. Further a moratorium of 2 years has been provided for the coupon payment from June 30, 2014 to June 30, 2016, which shall form part of the overall IRR payable to the IFCI. The indicative coupon rate is 11% p.a. payable half yearly subject to overall yield to the lender @ 15.75% p.a. IVRCL Limited (the sponsor) shall be liable to meet the obligation of making the coupon payments. CCDs are secured by pledge of shares of the company held by the Sponsor amounting to 49% of the paid up equity share capital, to be maintained throughout the tenure of the CCDs and subservient charge on the senior lender assets excluding pledge of shares and corporate guarantee by IVRCL Limited for ₹ 1,250.00 million. Further the additional security in the form of land aggregating to Acres 9.9 located in Vedurvada Village, Atchutapuram Mandal, Vishakhapatnam District has been provided and equitable mortgage has been created favoring IFCI by deposit of title deeds. The sponsor shall have a call option and IFCI, a put option on the sponsor for buy out of the CCDs as per the terms specified.

Company could not create Debenture Redemption Reserve (DRR) in terms of provisions of section 71(4) of the Companies Act, 2013 as the company has no profits and the company has commenced its commercial operations from October 9, 2015.

IVRCL Limited

12.15% Non-Convertible Debentures

2,000 Debentures of ₹ 1,000,000 each issued to Life Insurance Corporation of India during the year 2008-09. The debentures were due for redemption at the end of five years (i.e., December 19, 2013) from the date of allotment. The debentures are secured by way of first pari passu charge over certain specific fixed assets including immovable properties of the Company. IDBI Trusteeship Services Limited, Mumbai were the trustees for the debenture holders in respect of the non-convertible debentures.

Details of Defaults in Repayment of Non-Convertible Debentures and Interest as on the Balance Sheet date

	Period of default (in days)	₹ in million
Principal	1199	2,000.00
Interest	1 - 183	196.06
	184 - 366	76.20
	367 - 733	255.11
	734 - 1098	249.66
	1099 - 1382	244.84

Consolidated notes forming part of Financial Statements

(All Amounts ₹ in million, unless otherwise stated)



28.4 Other financial liabilities held for sale includes secured loan of ₹ 400.00 million from TATA Capital Financial Services Limited. Security terms are as given below:

Secured by pledge of shares of following subsidiaries and subservient charge on the current assets.

- (i) 29.70% shares of Salem Tollways Limited
- (ii) 23% stake in Kumarpalyam Tollways Limited.

The loan is repayable in one installment. The rate of interest is 14.25% p.a. and the balance outstanding as at March 31, 2017 is ₹ 400.00 million (₹ 400.00 million).

28.5 Hindustan Dorr-Oliver Limited

(i) Security terms:

Consortium of Bank of India and Andhra Bank

Working capital loan from banks are secured by hypothecation of entire stocks, book debts, outstanding money receivable, claims and bills (both present and future), fixed assets owned by wholly owned subsidiary company situated at Vatva, Ahmedabad (Gujarat), residual charge over building at Andheri, Mumbai and flats situated in Mumbai and flat owned by wholly owned subsidiary company situated at Vatva, Ahmedabad (Gujarat). The facility is further secured by corporate guarantee of the ultimate holding company (IVRCL Limited) and HDO Technologies Limited (subsidiary company) and pledge of 29.38% shares of the company held by IVRCL Limited (holding company). The facility carries interest @12.75%p.a.

ICICI Bank

Working capital loan from banks are secured by first and exclusive charge on all the current assets (including receivables) and movable fixed assets related to OPaL project and second pari passu charge on factory land and building owned by wholly owned subsidiary company situated at Vatva, Ahmedabad (Gujarat), and building at Andheri, Mumbai and flats situated in Mumbai and flat owned by wholly owned subsidiary company situated at Vatva, Ahmedabad (Gujarat). In addition to the above, the facility to be secured by First and exclusive charge on all the current assets (including receivables) and movable fixed assets related to the ONGC Hazira Project and NPPL project. The facility carries interest @ 13%p.a.

Standard Chartered Bank

External commercial borrowings is secured by first charge over the land and building situated at Mumbai (the company's corporate office) along with other assets of the company with current value not less than 1.25x of the facility amount. Borrowing is further secured by first charge over the existing fixed assets and current assets of DavyMarkham Limited, UK.

(ii) Terms of repayment of loan

External commercial borrowings :

Repayable in sixteen equal quarterly installments with the first installment due on April 17, 2013 (i.e. at the end of fifteenth month from the date of disbursement) and ending on January 17, 2017, three months USD LIBOR as prevailing at the start of every interest period plus margin (300 bps) payable in arrears at the end of every interest period net of withholding tax or deductions, if any.

Working capital term loan :

Repayable in twenty four quarterly installments after moratorium period, of nine months (in case of Andhra Bank) and twelve months (in case of Bank of India), commencing from April 01, 2013 (in case of Andhra Bank) and December 31, 2012 (in case of Bank of India), with the first installment due on March 2014 and ending on December 2019.

Funded interest term loan :

Repayable in ten equal quarterly installments after moratorium period, of nine months (in case of Andhra Bank) and twelve months (in case of Bank of India), commencing from April 01, 2013 (in case of Andhra Bank) and December 31, 2012 (in case of Bank of India), with the first installment due on March 2014 and ending on June 2016.

The loan is repayable in one installment. The rate of interest is 14.25% p.a. and the balance outstanding as at March 31, 2017 is ₹ 400.00 million (₹ 400.00 million).

Consolidated notes forming part of Financial Statements

(All Amounts ₹ in million, unless otherwise stated)



(iii) Default in repayment of dues to banks

Name of the Bank	Type of Borrowings	Amount of Default	Period of default in days	As at March 31, 2017
Principle Amount				
Bank of India	Cash Credit	0.73 - 2,352.73	595-1	
Bank of India	Working Capital Term Loan	0.04 - 170.64	599-50	
Bank of India	Funded Interest Term Loan	7.17 - 49.77	507-50	
Andhra Bank	Working Capital Term Loan	5.84 - 17.51	245-60	
Andhra Bank	Cash Credit	0.005 - 1603.45	394-1	
Interest default on above borrowings				
Bank of India	Cash Credit	31.73 - 707.69	446-19	
Bank of India	Working Capital Term Loan	14.38 - 413.21	569-19	
Bank of India	Funded Interest Term Loan	0.56 - 17.53	507-19	
Andhra Bank	Working Capital Term Loan	2.32 - 17.21	260-77	
Default from the date of demand notice under SARFAESI Act, 2002				
Principle Amount				
Bank of India	Cash Credit	3,392.73 - 3,593.08	1-408	3,593.08
Bank of India	Working Capital Term Loan	1,505.44	408	1,505.44
Bank of India	Funded Interest Term Loan	66.771	408	66.77
Andhra Bank	Working Capital Term Loan	268.548	397	268.55
Andhra Bank	Cash Credit	2,267.41 - 3,450.94	1-397	3,450.94
Interest default on above borrowings				
Bank of India	Cash Credit	707.69 - 1,640.41	408-1	1,640.40
Bank of India	Working Capital Term Loan	413.21 - 838.37	408-1	838.37
Bank of India	Funded Interest Term Loan	17.53 - 38.2	408-1	38.20
Andhra Bank	Working Capital Term Loan	17.21 - 59.15	397-1	59.15
Andhra Bank	Cash Credit	0.49 - 117.33	397-1	117.33
Other Borrowings				
Principle Amount				
Standard Chartered Bank	External Commercial Borrowings	81.05 - 1,215.72	1445-74	1,215.72
ICICI	Cash Credit	0.17 - 16.43	397-1	416.43
ICICI	LC Devolvement	1.25 - 412.32	183-1	412.32
Interest default on above borrowings				
Standard Chartered Bank	Term Loan	19.07 - 409.12	1339-15	409.12
ICICI	Cash Credit & LC Devolvement	0.48 - 58.16	256-1	58.16

28.6 HDO Technologiess Limited

(i) Security terms:

Bank of India:

Terms loans, working capital fund based limits comprising cash credit facility and non-fund based limits comprising letter of credit, letter of comfort for buyers credit and bank guarantees are primarily secured by First pari passu charge on current assets of the Company. Collateral security is first pari pasu charge on Factory land & Building at GIDC Vatva, Ahemdabad; Plant & Machinery at GIDC, Vatva, Ahemdabad; two flats in Shere Punjab Society, Andheri (East), Mumabi. Guest House at vatva, Ahemdabad; residual charge on office building of Hindustan Dorr Oliver Limited (the Holding

Consolidated notes forming part of Financial Statements

(All Amounts ₹ in million, unless otherwise stated)



Company) in Andheri East; Pledge of Entire shareholding of HDO Technologiess Limited held by the Holding Company; Pledge of 29.38% shares (i.e. 2,11,55,305 Nos of shares) of Holding Company held by Promoters (IVRCL Limited). Further all fund based and non fund based facilities have been guaranteed (Joint & Several Guarantee) by the IVRCL Limited (the ultimate Holding Company) and Holding Company.

Andhra Bank:

Terms loans are primarily secured by First pari passu charge on current assets of the Company. Further, Open cash credit is primarily secured by hypothecation of stocks and book debts and retention money on pari passu basis & extension of pari passu first charge on the entire current assets of the Company with other member of the consortium. ILC/FLC/LOC/Buyers Credit is primarily secured by Hypothecation of stocks purchased/imported out of Letter of Credit & extension of pari passu first charge on the entire current assets of the company with other members of the consortium collateral security is pari passu first charge on Factory land & Building at GIDC Vatva, Ahemdabad; Plant & Machinery at GIDC, Vatva, Ahemdabad; two flats in Shere Punjab Society, Andheri (East), Mumabi and one flat (Guest House) at Maninagar, Ahemdabad; residual charge on office building of Hindustan Dorr Oliver Limited (the Holding Company) in Andheri East; Pledge of Entire shareholding of HDO Technologiess Limited held by the Holding Company; Pledge of 29.38% shares (i.e. 2,11,55,305 Nos of shares) of Holding Company held by Promoters (IVRCL Limited). Further all fund based and non fund based facilities have been guaranteed (Joint & Several Guarantee) by the IVRCL Limited (the ultimate Holding Company) and Holding Company.

(ii) Rate of Interest

Rate of Interest is 0.75% over base rate subject to minimum of 11% p.a. for term loan and 2.50% over base rate subject to 12.75% p.a. for cash credit and penal interest of 2% p.a. on default amount.

(iii) Terms of repayment

Working capital term loan:

Repayable in 24 quarterly installments after moratorium period, of 9 months (in case of Andhra Bank) and 12 months (in case of Bank of India), commencing from April 1, 2013 (in case of Andhra Bank) and December 31, 2012 (in case of Bank of India) with the first installment due on March 2014 and ending on December 2019.

Funded interest term loan:

Repayable in 10 equal quarterly installments after moratorium period, of 9 months (in case of Andhra Bank) and 12 months (in case of Bank of India), commencing from April 1, 2013 (in case of Andhra Bank) and December 31, 2012 (in case of Bank of India) with the first installment due on March 2014 and ending on June 2016.

(iv) Default in repayment of dues to banks

Name of the Bank	Type of Borrowings	Amount of Default	Period of default in days	As at March 31, 2017
Principle Amount				
Bank of India	Cash Credit	18.51 - 334.97	1-512	
Bank of India	Working Capital Term Loan	6.33 - 46.42	507-50	
Bank of India	Funded Interest Term Loan	2.32 - 13.92	507-50	
Andhra Bank	Cash Credit	0.92 - 262.01	1-425	
Andhra Bank	Working Capital Term Loan	3.32 - 13.26	336-61	
Interest default on above borrowings				
Bank of India	Cash Credit	7.41 - 128.09	384-19	
Bank of India	Working Capital Term Loan	3.13 - 110.91	536-19	
Bank of India	Funded Interest Term Loan	0.29 - 3.96	384-19	
Andhra Bank	Working Capital Term Loan	0.43 - 5.02	92-1	
Andhra Bank	Funded Interest Term Loan	0.01 - 0.07	183-1	

Consolidated notes forming part of Financial Statements

(All Amounts ₹ in million, unless otherwise stated)



Name of the Bank	Type of Borrowings	Amount of Default	Period of default in days	As at March 31, 2017
Default from the date of demand notice under SARFAESI Act, 2002				
Principle Amount				
Bank of India	Cash Credit	630.27 - 631.90	1-408	630.27
Bank of India	Working Capital Term Loan	409.34	408	409.34
Bank of India	Funded Interest Term Loan	18.56	408	18.56
Andhra Bank	Cash Credit	425.24 - 500.56	1-397	500.56
Andhra Bank	Working Capital Term Loan	155.85	397	155.85
Andhra Bank	Funded Interest Term Loan	0.86	397	0.86
Interest default on above borrowings				
Bank of India	Cash Credit	128.09 - 295.32	408-1	295.68
Bank of India	Working Capital Term Loan	110.91 - 227.57	408-1	227.57
Bank of India	Funded Interest Term Loan	3.96 - 9.01	408-1	9.01
Andhra Bank	Working Capital Term Loan	5.02 - 27.18	397-1	27.18
Andhra Bank	Funded Interest Term Loan	0.07 - 0.21	397-1	0.21

28.7 IVR Hotels & Resorts Limited

The land held by the company and development rights received from various land companies has been mortgaged to the bankers of the Company and lenders of IVRCL Limited (Holding Company) for securing various credit facilities, to the extent of 260 and 152 acres respectively. During the year IVRCL Limited (Holding Company) had moved to Strategic Debt Restructuring ('SDR') by it's bankers. The management of the Company is confident in holding company financial ability to service its debts, however, a group of the shareholder of the company raised objection over such mortgage. The management of the company is in consultation with group of share holders to resolve the issue.

28.8 IVRCL Indore Gujarat Tollways Limited

Default on Interest on Compulsorily Convertible Debentures (CCD's)

Due date is December 31, 2016 - Period of defaults - 91 days - Amount ₹ 69.11 million

28.9 SPB Developers Private Limited

(i) Financial Restructuring:

During the earlier year, Andhra Bank vide letter dt. March 30, 2015, has approved the company's financial restructuring package in respect of term loans and interest effective from January 01, 2015.

(ii) Security terms :

- A First Charge of all the Book Debts, Operating Cash Flows, Revenues and Receivables of the Company, present and future including by way of a charge on the Escrow A/c, Retention A/c, Debt Service Reserve A/c and Other reserves and Bank A/c of the company, wherever maintained.
- A First Charge on the Escrow A/c, Debt Service Reserve A/c and Other Reserves and any other bank A/c of the company, wherever maintained.
- A First Charge on all Intangibles of the Company including but not limited to Goodwill, Uncalled Capital, Present and Future.
- Pledge of 51% shares of the Company held by the Sponsors up to the third anniversary of the COD and 26% of the shares of the Company thereafter. The Shares to be pledged shall be free from any restrictive covenants/lien or other encumbrance under any contract/arrangement including Shareholder Agreement, Joint Venture Agreement,

Consolidated notes forming part of Financial Statements

(All Amounts ₹ in million, unless otherwise stated)



Financing Agreement with regard to Pledge/Transfer of the shares including transfer upon enforcement of the pledge sec 19 of Banking Regulations Act to be ensured. Pursuant to the approved restructuring scheme by the consortium lenders, additional security has been provided for including the personal guarantee of Mr. E Sudhir Reddy, promoter of IVRCL Group for outstanding term loan and FITL along with pledge of 51% of shares held by the Promoters.

(iii) **Terms of interest:** Interest payable to lender on monthly basis @ 12% (fixed) p.a and interest will be reset upon project achieving COD.

(iv) **Terms of repayment :**

Existing Term Loan : Repayment of term loan will commence from March 31, 2018 with 44 Quarterly unequal Installments ranging from 0.25% to 5.33% of term loan. Term loan drawn up to March 31, 2017 is ₹ 1,910.30 million (Previous year - ₹ 1,809.68 million) out of total term loan of ₹ 1,910.30 million.

FITL: Repayment of funded interest term loan will commence from March 31, 2018 with 25 Quarterly unequal Installments ranging from ₹ 1.40 million to ₹ 99.60 million. FITL drawn up to March 31, 2017 is ₹ 276.60 million (Previous year - ₹ 265.99 million out of total FITL of ₹ 276.60 million)

Funded Interest Term Loan (FITL) : As per restructuring agreement, Interest due and accrued on Term loan, from January 1, 2015 to March 31, 2016 to be funded by FITL.

(v) **Default as on March 31, 2017**

Interest : Amount ₹ 21.46 million and period of default is 60 Days

Interest : Amount ₹ 19.58 million and period of default is 32 Days

Interest : Amount ₹ 22.44 million and period of default is 1 Days 26.

Other Current Liabilities - Non Financial Liabilities

29. Other Current Liabilities

	As at March 31, 2017	As at March 31, 2016	As at April 1, 2015
(a) Advances received from Contractee-Clients	4,221.69	5,937.11	6,919.70
(b) Amounts payable in respect of Development Rights (Refer Note 29.1)	1,446.53	1,446.53	1,446.53
(c) Statutory Remittances	1,464.46	1,747.27	1,726.33
(d) Interest accrued on others	418.04	408.20	437.59
(e) Others	23.06	26.06	25.88
(f) Payable to Directors*	23.44	43.50	24.71
	7,597.22	9,608.67	10,580.74

* Payable to directors includes liability towards director of subsidiary company.

29.1 Amount payable is pertaining to land parcels/development rights sold in earlier years. The Company has obligation to pay consideration to original allotting authority, if the buyer fails to make payment to the authority. Company is entitled to recover such payments from the buyer. So far the Company has not received any demand from the authority in respect of any demand/liability not paid by the buyer. However, as a matter of prudence the liability payable and corresponding recoverables has been recognized in the books.

30. Provisions (Refer Note 62 & 68)

	As at March 31, 2017	As at March 31, 2016	As at April 1, 2015
(a) Employee benefit payables	139.29	145.20	180.50
(b) Provision for foreseeable loss	1,806.93	1,643.45	2,128.46
(c) Resurfacing obligation	1,130.64	-	-
	3,076.86	1,788.65	2,308.96

Consolidated notes forming part of Financial Statements

(All Amounts ₹ in million, unless otherwise stated)



31. Current Tax Liabilities (Net)

Particulars	As at	As at	As at
	March 31, 2017	March 31, 2016	April 1, 2015
Provision for Taxation	10.46	8.10	10.95
	10.46	8.10	10.95

32. Revenue from Operations (Refer Note 60)

	Year ended March 31, 2017	Year ended March 31, 2016
(a) Construction Revenue	20,932.44	24,746.99
(b) Sale of Villas, Flats and Plots	148.95	19.82
(c) Income from Toll Collection	2,294.74	1,725.91
(d) Sewerage Treatment Revenue	10.11	15.86
(e) Sale of Bulk Water	1,827.48	1,979.21
(f) Sale of Products		
Traded	-	605.01
Others	691.70	741.55
(g) Other Operating Income	69.39	129.85
	25,974.81	29,964.20

33. Other Income

	Year ended March 31, 2017	Year ended March 31, 2016
(a) Interest Income		
On Advances to Sub-contractors	-	25.52
- Term Deposits with Banks	65.15	26.56
- Interest Others	60.29	13.31
(b) Dividend Income		
- Long-Term Investments	0.11	0.03
(c) Liabilities no longer required written back	35.77	50.30
(d) Provisions written back	95.32	373.67
(e) Income from Mutual Funds	17.01	24.97
(f) Foreign Exchange Gain	52.61	1.85
(g) Miscellaneous Income	193.86	94.04
(h) Toll Compensation	86.99	-
(i) Deferred Grant Revenue	68.48	61.85
(j) Rental income from Investment property	12.82	11.66
(k) Insurance Claim	9.15	-
(l) Gain on fair valuation of Investment in equity instrument	0.31	0.13
	697.87	683.89

34. Cost of Material Consumed

	Year ended March 31, 2017	Year ended March 31, 2016
(a) Construction Material, stores and spares consumed	3,158.23	5,151.60
(b) Raw material Consumed on manufacturing	633.85	378.40
	3,792.08	5,530.00

Consolidated notes forming part of Financial Statements

(All Amounts ₹ in million, unless otherwise stated)



35. Change in Inventories of Finished Goods, Stock in Trade and Work in Progress

	Year ended March 31, 2017	Year ended March 31, 2016
Change in Inventories of Finished Goods, Stock in Trade and Work in Progress	(110.26)	201.21
	(110.26)	201.21

36. Sub-contracting Expense

Particulars	Year ended March 31, 2017	Year ended March 31, 2016
Sub-contracting Expense	10,644.76	12,913.16
	10,644.76	12,913.16

37. Masonry labour and other Construction expense

Particulars	Year ended March 31, 2017	Year ended March 31, 2016
(a) Masonry and other works	3,208.13	4,870.11
(b) Development Expenditure	155.51	10.05
(c) Operation and Maintenance Expenses	508.69	530.05
(d) Manufacturing Expenses	107.28	104.93
(e) Resurfacing Expenses	88.76	728.31
(f) Indirect Taxes and Cess	594.72	862.65
(g) Machinery Hire Charges	343.32	817.11
(h) Repairs and Maintenance:		
Construction Machinery	116.58	216.98
Others	87.20	80.87
(i) Electricity and Water Charges	903.71	1060.26
(j) Royalty	29.57	13.35
(k) Laboratory Testing Charges	11.34	16.66
(l) Other Expenses	476.98	506.04
	6,631.79	9,817.37

38. Employee Benefits Expense (Refer Note 56 & 62)

Particulars	Year ended March 31, 2017	Year ended March 31, 2016
(a) Salaries, Wages and Bonus	1,345.66	1,543.56
(b) Contribution to Provident and Other Funds	133.38	154.15
(c) Staff Welfare Expenses	119.64	150.26
(d) Managerial Remuneration	38.12	20.04
	1,636.80	1,868.01

Consolidated notes forming part of Financial Statements

(All Amounts ₹ in million, unless otherwise stated)



39. Finance Cost

Particulars	Year ended March 31, 2017	Year ended March 31, 2016
(a) Interest Expenses	10,644.60	9,358.17
(b) Other Borrowing Cost	1,279.63	1,138.80
(c) Foreign Exchange Loss (Net)	15.69	101.00
	11,939.92	10,597.97

40. Other Expenses

Particulars	Year ended March 31, 2017	Year ended March 31, 2016
(a) Rent	86.34	97.12
(b) Office Maintenance	105.95	136.30
(c) Rates and Taxes	37.84	35.09
(d) Travelling and Conveyance	89.68	108.44
(e) Legal and Professional Charges	433.06	253.49
(f) Insurance	78.21	138.88
(g) Communication Expenses	26.95	34.72
(h) Printing and Stationery	16.58	19.00
(i) Tender Expenses	0.91	1.06
(j) Business Promotion	9.13	6.18
(k) Auditors' Remuneration (Refer Note 70)	9.78	11.99
(l) Advertisement and Publicity	2.22	2.06
(m) Loss on sale of Property, Plant & Equipment	19.32	16.05
(n) Provision for doubtful debts, advances and deposits	2,589.70	1,148.36
(o) Impairment of Goodwill	1,020.77	678.03
(p) Provision for impairment in the value of Investments	0.23	-
(q) Bad Debts Written Off	67.89	13.92
(r) Miscellaneous Expenses	32.09	98.94
(s) Loss due to floods	9.95	-
(t) Provision for foreseeable losses	343.20	21.20
(u) Amount Transferred to Development Expenditure / Capital work-in-progress	-	(0.70)
	4,979.80	2,820.13

Consolidated notes forming part of Financial Statements

(All Amounts ₹ in million, unless otherwise stated)



41. Explanation of transition to Ind AS:

As stated in Note 3.1, the Group's Consolidated financial statements for the year ended March 31, 2017 are the first annual Consolidated financial statements prepared by the Group in order to comply with Ind AS. The adoption of Ind AS was carried out in accordance with Ind AS 101, using April 1, 2015 as the transition date. The transition was carried out from Previous GAAP (based on the AS framework) to Ind AS. The effect of adopting Ind AS has been summarized in the reconciliations provided below.

Ind AS 101 generally requires full retrospective application of the Standards in force at the first reporting date. However, Ind AS 101 allows certain exemptions in the application of particular Standards to prior periods in order to assist companies with the transition process.

Reconciliations: The accounting policies as stated above in Note 3 have been applied in preparing the Consolidated financial statements for the year ended March 31, 2017, the Consolidated financial statements for the year ending March 31, 2016 and the preparation of an opening Ind AS statement of financial position as at April 1, 2015. In preparing its opening Ind AS Balance Sheet and Statement of Profit and Loss for the year ended March 31, 2016, the Group has adjusted amounts reported in Consolidated financial statements prepared in accordance with Previous GAAP. However, 50 number of subsidiary companies as stated in note 73(b) have been consolidated based on unaudited accounts, detailed item wise reconciliation of balance sheet as on transition date and as at March 31, 2016 and reconciliation of statement of profit and loss for the previous year ended March 31, 2016 is not presented.

An explanation of how the transition from Previous GAAP to Ind AS has affected the Group's financial position, financial performance and cash flows is set out in the following tables:

i. Reconciliation of equity:

S. No.	Particulars	As at March 31, 2016	As at March 31, 2015
1	Other equity as per Previous GAAP	(3,341.30)	7,743.17
2	Adjustment in retained earning		
(i)	Adjustment on fair valuation of grant payable	1,240.90	1,240.90
(ii)	Classification of grant from capital reserve to deferred income	(2,177.99)	(1,767.22)
(iii)	Share of non controlling interest in losses	(271.94)	(1,108.04)
(iv)	Adjustment in fair valuation of financial assets	(335.49)	(335.49)
(v)	Adjustment in fair valuation of financial liabilities	279.70	279.70
(vi)	Other adjustments	206.25	255.82
	Total (2)	(1,058.57)	(1,434.33)
3	Other Equity as per Ind AS (1+2)	(4,399.87)	6,308.84
4	Equity Share Capital	1,457.37	918.28
	Total Equity as at the year end (3+4)	2,942.50	7,227.12

ii. Reconciliation of total comprehensive income:

Particulars	As at March 31, 2016
Profit for the year as per Previous GAAP	(14,833.03)
(i) increase in finance cost on fair value measurement and other adjustments	(913.83)
(ii) decrease in depreciation due to change in estimate of useful life of PPE.	853.80
(iii) Actuarial loss/(Gain) on defined obligation recognised in other comprehensive expenses	(17.30)
(iv) Other adjustments	(28.34)
	(14,938.70)
Other Comprehensive Income (OCI)	
(iv) Actuarial Gain transferred to OCI (after tax)	11.11
Total Comprehensive Income as per Ind As (Before non controlling interest)	(14,927.59)

iii. Explanation of material adjustments to Statement of Cash Flows for the year ended March 31, 2016:

The transition from Previous GAAP to Ind AS has no material impact on the Statement of Cash Flows.

Consolidated notes forming part of Financial Statements

(All Amounts ₹ in million, unless otherwise stated)



iv. Reclassification of capital grant into deferred income has resulted into increase in goodwill on consolidation.

v. Exemptions availed on first time adoption of Ind AS 101:

On first time adoption of Ind AS, Ind AS 101 allows certain exemptions from the retrospective application of certain requirements under Ind AS. The Group has availed the following exemptions:

- There being no change in the functional currency of the Group, it has opted to continue with the carrying values measured under the previous GAAP and use that carrying value as the deemed cost for Property, Plant and Equipment and intangible assets on the date of transition.
- The Group has opted to continue with the carrying values measured under the previous GAAP and use that carrying value as the deemed cost for investment in subsidiaries, associates and joint ventures on the date of transition to Ind AS.
- The Group has classified the financial assets and financial liabilities in accordance with Ind AS 109 Financial Instruments on the basis of facts and circumstances that existed at the date of transition to Ind AS.
- The Group has elected not to apply Ind AS 103 Business Combination retrospectively to past business combinations.
- Cumulative foreign currency translation differences that existed at the date of transition to Ind AS are reset to Zero by transferring it to retained earning.
- The Group has opted to continue with the accounting for exchange differences arising on long term foreign currency monetary items, outstanding as on the transition date, as per previous GAAP.
- The group has opted to continue with the policy adopted for amortization of intangible assets arising from service concession arrangements related to toll roads recognized in the financial statements for the period ending immediately before the beginning of the first Ind AS financial reporting period as per the previous GAAP

42. Contingent Liabilities and commitments:

a. Contingent liabilities:

S. No.	Particulars	As at March 31, 2017	As at March 31, 2016	As at April 1, 2015
I	Claims against the Group not acknowledged as debt	8,532.27	7,562.42	4,477.03
II	Guarantees			
	a. Corporate guarantees extended on behalf of associates.	743.00	743.00	743.00
	b. Guarantee Given to Contractee/Clients	331.53	331.53	331.53
	c. Letter of Credits, Bank Guarantees including performance bank guarantees issued by the banks on behalf of the Group.	20,492.35	27,188.83	31,799.80
III	Other money for which the Group is contingently liable			
	*Income-tax matters	446.09	142.32	43.49
	*Sales-tax / WCT / VAT/Custom Duty matters	2,591.80	2,223.45	2,789.05
	*Excise/Service Tax matters	9,074.35	6,596.49	1,778.40
	Recompense payable (refer note 51 & 59(c)(7))	3,911.80	3,018.70	1,915.00
	Others	31.86	284.86	237.77

* Including estimated interest / penalty as may be determined / levied on the conclusion of the matters.

Further the holding Company has provided corporate guarantees to the lenders of certain subsidiary companies and some of the subsidiary companies have provided corporate guarantee to the CDR Lenders, Monitoring Institutions and security trustee of the holding Company pursuant to CDR Scheme. The management does not expect any additional liability at Group level over and above the stated liability in the consolidated financial statements in respect of such corporate guarantees.

Consolidated notes forming part of Financial Statements

(All Amounts ₹ in million, unless otherwise stated)



Impact of pending legal cases

- IV. The Group is party to several cases with contractee/clients as well as vendors/sub-contractors, pending before various forums /courts/ arbitration proceedings. It is not possible to make a fair assessment of the likely financial impact of these pending disputes/litigations until the cases are decided by the appropriate authorities.
- V. The Group is also liable jointly and severally in respect of joint venture projects and liquidated damages in completion of projects.

b. Commitments

S. No.	Particulars	As at March 31, 2017	As at March 31, 2016	As at April 1, 2015
	Estimated amounts of contracts to be executed on capital account (net of advance)	984.22	1,518.18	5,156.92
	Other commitments (Commitments towards investment in subsidiary)	-	985.31	973.71

Further, the Holding Company has commitment for buy-back of Compulsorily Convertible Debentures (CCDs) aggregating to ₹ 2500 million issued by two subsidiary companies to their lenders to part finance the projects of such subsidiary Companies. The indicative coupon rate is 11% p.a. payable half yearly subject to overall yield to lender @15.75% p.a. IVRCL Limited (the sponsor) shall be liable to meet the obligation of making the coupon payment. The sponsor shall have a call option and lenders a put option on the sponsor for buy out the CCDs as per the terms specified.

43. During the year the Holding Company has incurred a net loss of ₹ 1,313.71 million resulting in to accumulated losses of ₹ 21,729.94 million and substantial erosion of its Net worth. The Company has obligations towards borrowings aggregating to ₹ 53,474.26 million including an amount of ₹ 17,682.47 million falling due over next twelve months period, obligations pertaining to operations including unpaid creditors and statutory dues as at March 31, 2017. These matters require the Holding Company to generate additional cash flows to fund the operations as well as other statutory obligations notwithstanding the current level of low operating activities and difficulties with respect to realisation of its current assets including litigation in various projects. As more fully described in the note 44, the lenders may exercise certain rights available to them as per Corporate Debt Restructuring/Strategic Debt Restructuring including withdrawal of concessions earlier granted by them. The management believes to complete the divestment plan and meeting its obligations in due course of time with the help of new investor. Accordingly financial statements have been prepared on the basis that the Company is a Going Concern.
44. The Lenders of the Holding Company had in earlier year approved a Corporate Debt Restructuring Scheme (CDR) with certain reliefs in relation to repayment timelines of loans and accumulated unpaid interest with certain conditions w.e.f June 30, 2014. The CDR required certain sacrifices and additional funding in the form of priority lending from Lenders and commitments from the promoters in terms of infusion of additional funds, sale of certain land parcels and divestment of stake in certain subsidiaries undertaking BOT and other projects. The efforts to raise additional funds, however, could not materialize and in the previous year the Joint Lenders have decided to adopt Strategic Debt Restructuring (SDR) in their meeting held on November 26, 2015, involving conversion of part of their debt into equity share capital to facilitate majority shareholding (i.e. more than 51%) by the Joint Lenders Forum (JLF).

The provisions of the SDR Scheme as introduced by the Reserve Bank of India (RBI) also require to transfer such shareholding with a minimum of 26% by banks to a new promoter within a stipulated time line of 18 months and taking over of the management control of the Company by such new promoter. Subsequent to the year-end, the stipulated timeline has ended on May 25, 2017 and no investor has come forward with a binding offer to acquire the lenders stake. The Company may be treated as a case of failed CDR and SDR and lenders may exercise certain rights available to them on such failure of CDR/ SDR including withdrawal/reversals of waivers/ reliefs earlier granted by them.

The management believes that the lenders have been approached by an investor with a non-binding offer to acquire the stake of the lenders. The management also believes to complete the divestment plan and meeting its obligations in due course of time with the help of such new investor. Accordingly financial statements have been prepared on the basis that the Company is a Going Concern.

Consolidated notes forming part of Financial Statements

(All Amounts ₹ in million, unless otherwise stated)



45. The Holding Company has recognized deferred tax assets on account of carried forward unused tax losses and other taxable temporary differences aggregating to ₹ 9,570.59 million. Based on unexecuted orders on hand and expected future orders, the Management of the Company is confident that sufficient future taxable income will be available against which such deferred tax assets will be realised.
46. The Holding Company, as at March 31, 2017, has certain trade receivables, unbilled revenue, security deposit, withheld and other deposits including bank guarantee encashed by the customers aggregating to ₹ 18,682.13 million which are subject matters of various disputes / arbitration proceedings / negotiations with the contractee/clients due to termination / fore closure of contracts and other disputes. The management of the Company is confident of positive outcome of litigations / resolutions of disputes and recovering the aforesaid dues.
47. The Holding Company is party to financial guarantees aggregating to ₹ 13,042.88 million to the lenders of its two subsidiary Companies. The subsidiary Companies, Hindustan Dorr Oliver Limited and step down subsidiary HDO Technologies Limited have defaulted in their loan obligations and a lender has invoked corporate guarantees and initiated recovery actions against the Company for ₹ 7,956.80 million in respect of guarantees extended / executed by the Company in favour of such lender. The Company is yet to assess the changes in risk / expected cash shortfall to determine expected credit loss allowance/ impairment to be recognized in respect of these financial guarantees. Subsequent to the year-end, a lender of these subsidiaries has initiated insolvency proceedings under the Insolvency and Bankruptcy Code, 2016 (the Code) against these subsidiaries and as a result National Company Law Tribunal (NCLT) has appointed an Interim Resolution Professional vide its order dated April 21, 2017 and April 28, 2017 in respect of Hindustan Dorr Oliver Limited and HDO Technologies Limited respectively to carry out the functions under the Code. During the year ended, the company has made a provision for diminution in the value of investment and other recoverable & advances aggregating to ₹ 1,078.06 million.
48. The Holding Company had entered into definitive sale agreement with the strategic investor for disinvestment in BOT projects relating to Salem Tollways Limited, Kumarapalyam Tollways Limited and IVRCL Chengapalli Tollways Limited. The parties have in earlier year, agreed to extend and revise the key terms of the same. Upto March 31, 2017, the Company has received an amount of ₹ 850.00 million (against furnishing of Bank Guarantee for equivalent amount) from strategic investor as part of advance towards the share purchase consideration, which is refundable if the sale agreement is not proceeded. All conditions precedent to revised definitive agreement has been substantially completed. The sale consideration agreed for such divestment is lower than the carrying value of investments and outstanding advances. This will result into losses on divestment/diminution aggregating to ₹ 3,387.76 million as on March 31, 2017. No provision has been made in books of account in respect of such losses.
49. The Holding Company has an investment of ₹ 6,761.85 million and outstanding loans and advances of ₹ 4,322.33 million given to subsidiaries engaged in BOT and other projects, which are under disputes with the concessionaire, and other subsidiaries that have significant accumulated losses as at March 31, 2017. The management of the Company is at various stages of negotiation/communication/arbitration with respective contractee/clients of such subsidiaries engaged in BOT and other projects to recover the dues and cost incurred by the Company and taking necessary steps to turnaround the loss making subsidiary Companies. Considering the long-term nature of investments and in view of ongoing discussion, no provision has been considered necessary by the management in respect of impairment in the value of investment and loans and advances.
50. During the earlier year, the Union Bank of India has initiated recovery proceedings against the Company in respect of outstanding borrowings of ₹ 1,308.30 million, including interest, under the Securitization and Reconstruction of Financial Assets and enforcement of Security Interest Act, 2002.
51. The Holding Company and the Corporate Debt Restructuring (CDR) lenders have executed a Master Restructuring Agreement (MRA) during an earlier year. The MRA gives a right to the lenders to get a recompense of their waivers and sacrifices made as part of the CDR proposals. The recompense payable by the Holding Company is contingent upon various factors including improved performance of the Company and many other conditions. As at March 31, 2017 the aggregate indicative recompense of the CDR lenders as per the MRA is ₹ 3,478.10 million, payment of which is contingent on various factors including improved performance of the Holding Company and many other conditions, the outcome of which is currently uncertain and hence the proportion of amount payable as recompense has been treated as contingent liability.
52. As at March 31, 2017 unbilled revenue amounting to ₹ 821.51 million, are outstanding in respect of projects having slow progress/ no billing for a long period of time for want of requisite funds and various other reasons. The management is hopeful of generating requisite finances and to resolve all the pending issues with contractee/clients to revive and recover the dues. In view of the above, such unbilled revenue have been considered good and fully recoverable by the management.

Consolidated notes forming part of Financial Statements

(All Amounts ₹ in million, unless otherwise stated)



53. As at March 31, 2017 various advances, aggregating to ₹ 849.54 million are outstanding for long period of time, which were given to various vendors/sub-contractors and other parties for various supplies/services to be made/provided. The management is confident that such advances are fully recoverable and no provision is considered necessary in respect of such advances.
54. Certain creditors (15 parties) have filed winding up petitions against the Holding Company under section 433,434 and 439 of the Companies Act, 1956 before Hon'ble High Court of Telengana & Andhra Pradesh. The matter is presently subjudice and the company is taking appropriate steps to settle the matter.
55. Confirmation of balances could not be obtained for trade receivables, trade payables and various borrowings aggregating to ₹ 9,304.57 million from lender banks and for banks balances aggregating to ₹ 9.29 million though the management has requested for the confirmation of balances. Management believes that no material adjustments would be required in books of account upon receipt of these confirmations.
56. Managerial remuneration paid to directors of the Holding Company in earlier year was in excess of the minimum remuneration allowable as per Companies Act, 2013, accordingly an amount of ₹ 6.88 million, has been accounted as due from director. The management is in process of making/obtaining requisite approval from Central Government in this regard.
57. During an earlier year an under construction structure of a project in progress was collapsed. The local police is investigating the matter involving this accident. The company is yet to complete assessment of damage and filing of insurance claim for such loss. Pending assessment of loss in damage, no provision has been made in the books of accounts.
58. Other Expenses during the year ended on March 31, 2017 include provision for doubtful trade receivables aggregating to ₹ 2,978.28 million. Further other expenses for the year ended includes provision for foreseeable losses on long term contract aggregating to ₹ 343.20 million.

59. Specific notes related with Subsidiary Companies:

a. Hindustan Dorr Oliver Limited

1. Consolidated financial statement include financial statements of HDO Technologies Limited, a subsidiary company. As more fully explained in Note 59(a)(2) and Note 59(b)(1), subsequent to the year-end, the Corporate Insolvency Resolution Process (CIRP) has been initiated against the Holding Company and the Subsidiary Company. Pursuant to commencement of CIRP, as per the provisions of section 17 of the Insolvency and Bankruptcy Code, 2016 ("the Code"), the management of the affairs of the Company is vested in the Interim Resolution Professional (IRP); and the powers of the board of directors stand suspended and be exercised by the interim resolution professional. In the opinion of IRP such suspension of powers of the Board of Directors is temporary in nature and Currently Resolution plan is under formulation. The management believes that the subsidiary company being wholly owned subsidiary needed to be consolidated pending CIRP and is hopeful of positive outcome of resolution plan. Accordingly, consolidated financial statements have been prepared by including the financial statement of aforesaid subsidiary company.
2. During the earlier years creditors had initiated winding up petitions against the Company under the Companies Act 1956 in respect of outstanding trade payables. In the year 2016, Bank of India and Andhra Bank had sent demand notice of initiating recovery proceedings under the Securitization and Reconstruction of Financial Assets and Enforcement of Security Interest Act, 2002. Subsequent to the year end, a lender has filed insolvency and bankruptcy petition against the Company for initiation of insolvency resolution process that has been admitted by the Hon'ble Company Law Tribunal, Mumbai ("NCLT") vide its order dated April 21, 2017 declaring moratorium against all such recovery proceedings/winding up petitions against the Company. The order of moratorium shall have effect from April 21, 2017 till the completion of the Corporate Insolvency Resolution Process (CIRP) or until the NCLT approves the resolution plan under sub-section (1) of section 31 or passes an order for liquidation of the Company under section 33 of the Insolvency and bankruptcy Code, 2016 ("the Code"), as the case may be. Further, as per section 134 of the Companies Act, 2013, the standalone financial statements of a Company are required to be authenticated by the Chairperson of the Board of Directors, where authorized by the Board or at least two Directors, of which one shall be the Managing Director or the CEO (being a Director), the CFO and the Company Secretary where they are appointed, in view of the pendency of Corporate Insolvency Resolution Process (CIRP), these powers are, in terms of the code, now vested with Mr. Amit Gupta as Interim Resolution Professional (IRP) to carry out the functions of the Company in his capacity as the IRP from April 21, 2017. Further, pursuant to the order of NCLT, a public announcement of CIRP was made on May 05, 2017 and a Committee of Creditors (COC) was formed pursuant to the provisions of the code and COC held their first meeting on June 01, 2017 and inter alia confirmed Interim Resolution Professional as Resolution professional (RP) for the Company.

Consolidated notes forming part of Financial Statements

(All Amounts ₹ in million, unless otherwise stated)



3. The accumulated losses of the Company as at March 31, 2017 amounting to ₹ 15,214.25 million have exceeded its net worth. Further, the Company's current liabilities exceed current assets. The Company has obligations towards borrowings aggregating to ₹ 16,683.44 million which include working capital loan and outstanding bank guarantees from banks. The Company has obligations pertaining to operations including unpaid creditors and statutory dues, these matters require the Company to generate additional cash flows to fund the operations as well as other statutory obligations notwithstanding the current level of low operating activities. Further as set out in Note 59(a)(2) above, pursuant to CIRP, a resolution plan needs to be prepared and approved by COC and NCLT to keep the Company as a going concern. Currently Resolution plan is under formulation and yet to be presented for approval of COC. Above matters indicate the existence of a material uncertainty that may cast significant doubt on the Company's ability to continue as going concern and therefore the Company may be unable to realize its assets and discharge its liabilities in the normal course of business. The standalone financial statement does not include any adjustment in this respect.
4. Resolution Professional has received various claims, submitted by the financial creditors, operational creditors, workmen or employees and authorized representative of workmen and employees of the Company pursuant to the Insolvency and Bankruptcy Board of India (Insolvency Resolution Process for Corporate Persons) Regulation 2016 that are currently under consideration/reconciliation.
5. During the earlier year, lenders of the Indian Subsidiary HDO Technologies Limited have invoked corporate guarantees and initiated recovery actions against the company in respect of such guarantees extended / executed in favour of the lenders of the subsidiary. As at March 31, 2017 total outstanding of such subsidiary against these lenders is ₹ 2,309.85 million including non-fund based uninvoked bank guarantees aggregating to ₹ 34.76 million. As set out in Note 59(a)(2) above, the Hon'ble NCLT has granted moratorium in respect such proceedings. No provision has been made in the accounts for such possible loss.
6. In respect of trade receivable aggregating to ₹ 283.12 million that are past due, the Management of the Company is yet to assess loss allowance/expected credit loss on such trade receivables. However, management is in continuous follow up with the respective contractee/clients for realization of aforesaid dues.
7. External confirmations of the balances are not available in respect of trade receivables that includes retention money, trade payables, mobilization advances and certain bank balances aggregating to ₹ 1.99 million. Further, the company is yet to assess loss allowance/expected credit loss on such trade receivables and no provision has been made in respect of such assets.
8. The Company has extended corporate guarantee in favour of security trustee of the CDR Lenders of the Holding Company (IVRCL Limited) who is incurring losses and may be treated as a case of failed Corporate Debt Restructuring (CDR) and Strategic Debt Restructuring (SDR). The holding company has outstanding loans including fund based and non fund aggregating to ₹ 58,135.77 million. Further, the company has also issued corporate guarantees to certain contractee/clients for project works aggregating to ₹ 331.53 million. The Company is yet to assess the changes in risk / expected cash shortfall to determine expected credit loss allowance/ impairment to be recognized in respect of these guarantees. The loss allowance in respect of these guarantees is presently indeterminable; accordingly, no provision has been made in books of account in respect of such guarantees.
9. The lenders, on behalf of the company, have extended certain financial guarantees aggregating to ₹ 2,593.46 million to contractee/clients of the Company for various projects. The Company is yet to assess the changes in risk / expected cash shortfall to determine expected credit loss allowance/ impairment to be recognized in respect of these financial guarantees for the reasons stated in Note 59(a)(2). The loss allowance in respect of these guarantees is presently indeterminable; accordingly, no provision has been made in books of account in respect of such guarantees.
10. The company has various input credits and balance with various statutory authorities pertaining to service tax, VAT, sales tax etc aggregating to ₹ 121.31 million. Recovery of these amounts is subject to reconciliation, filing of returns and admission by the respective statutory authorities. No adjustment has been made in the financial results in respect of such amounts.
11. During the year, the Company has written back various liabilities such as trade payables, provisions and advance received from customers aggregating to ₹ 1,076.45 million which were outstanding for a long period of time. Management believes that such liabilities were pertaining to project work that has not been accepted/certified by the contractee/clients and there has not been any claim from such parties for long period of time. Management does not expect any tenable future claim in respect of such liabilities.

Consolidated notes forming part of Financial Statements

(All Amounts ₹ in million, unless otherwise stated)



12. Exceptional items amounting to ₹ 2,463.17 million includes write off of Trade receivables, Unbilled revenue and other advances of ₹ 3,539.62 million and write back of certain liabilities as given above in Note 59(a)(11). The details are as follows:

Particulars	Amount
Trade Receivables	1,259.87
Unbilled Revenue	1,259.34
Advances to Vendors	296.99
Advances relating to BG Encashment and Others	723.42
Trade Payables (Including GR/IR Liability)	(837.70)
Service Tax Liability	(192.08)
Advances from Customers	(46.67)
Total	2,463.17

13. Derivative Instruments

The year-end foreign currency exposures are given below:

Particulars	March 31, 2017		March 31, 2016	
	USD	₹	USD	₹
Secured Loan	-	-	18.75	1,243.74
Interest Payable	-	-	4.17	276.36

Particulars of derivative instruments outstanding

Particulars	Purpose	March 31, 2017	March 31, 2016
Interest Swap (refer note below)	Hedge against exposure to variable interest outflow on foreign currency loan. Swap to receive variable rate of interest of three months USD LIBOR and pay a fixed rate of equal to 6.5 percent p.a. on the notional amount. (As per agreement rate was three months USD LIBOR +300 bps)	-	USD 18.75 (million)

Note: During the year, above mentioned interest swap hedge expired on January 17, 2017. Accordingly, financial liability on interest has been restated after removing the effects of hedge.

14. The Consolidated financial statements present the consolidated financial statements of Hindustan Dorr-Oliver Limited with the following subsidiaries:

S. No.	Name of the Company	Country of Incorporation	Extent of Equity Shares held	Date on which become subsidiary
1	HDO Technologies Limited	India	100%	July 20, 2006
2	Davy Markham India Private Limited*	India	100%	May 26, 2010

*Unaudited financial statement reflecting total assets of Rs. 0.01 million as at March 31, 2017 total revenue of Rs. NIL, net loss of Rs. 0.005 million and cash outflow Nil million for the period then ended.

The Consolidated financial statements does not include financial statements of two foreign subsidiaries of Hindustan Dorr-Oliver Limited:

S. No.	Name of the Company	Country of Incorporation	Extent of Equity Shares held	Date on which become subsidiary
1	HDO (UK) Limited	United Kingdom	100%	February 28, 2010
2	HDO Zambia Limited	Zambia	100%	July 07, 2011

The above foreign subsidiaries reflecting net liabilities of ₹ 1,216.26 million (net of total assets of ₹ 171.08 million) as at March 31, 2015.

15. During the year the Group has written off a provision of Rs. 1,020.77 million for impairment of goodwill on consolidation of Hindustan Dorr oliver Limited (a subsidiary Company).

Consolidated notes forming part of Financial Statements

(All Amounts ₹ in million, unless otherwise stated)



b. In respect of HDO Technologiess Limited (a Step down subsidiary Company)

1. During the earlier years, creditors had initiated winding up petitions against the Company under the Companies Act, 1956 in respect of outstanding trade payables. In the year 2016, Bank of India and Andhra Bank had sent demand notice of initiating recovery proceedings under the Securitization and Reconstruction of Financial Assets and Enforcement of Security Interest Act, 2002. Subsequent to the year end, a lender has filed insolvency and bankruptcy petition against the Company for initiation of insolvency resolution process that has been admitted by the Hon'ble Company Law Tribunal, Mumbai ("NCLT") vide its order dated April 28, 2017 declaring moratorium against all such recovery proceedings/winding up petitions against the Company. The order of moratorium shall have effect from April 28, 2017 till the completion of the Corporate Insolvency Resolution Process (CIRP) or until the NCLT approves the resolution plan under sub-section (1) of section 31 or passes an order for liquidation of the Company under section 33 of the Insolvency and bankruptcy Code, 2016 ("the Code"), as the case may be. Further, as per section 134 of the Companies Act, 2013, the standalone financial statements of a Company are required to be authenticated by the Chairperson of the Board of Directors, where authorized by the Board or at least two Directors, of which one shall be the Managing Director or the CEO (being a Director), the CFO and the Company Secretary where they are appointed, in view of the pendency of Corporate Insolvency Resolution Process (CIRP), these powers are, in terms of the code, now vested with Mr. Amit Gupta as Interim Resolution Professional (IRP) to carry out the functions of the Company in his capacity as the IRP from April 28, 2017. Further, pursuant to the order of NCLT, a public announcement of CIRP was made on May 05, 2017 and a Committee of Creditors (COC) was formed pursuant to the provisions of the code and COC held their first meeting on June 01, 2017 and inter alia confirmed Interim Resolution Professional as Resolution professional (RP) for the Company.
2. The accumulated losses of the Company as at March 31, 2017 amounting to ₹ 2,210.51 million have exceeded its net worth. Further, the Company's current liabilities exceed current assets. The Company has obligations towards borrowings aggregating to ₹ 2,309.85 million which include working capital loan and outstanding letters of credit/bill discounting from banks. The Company has obligations pertaining to operations including unpaid creditors and statutory dues, these matters require the Company to generate additional cash flows to fund the operations as well as other statutory obligations notwithstanding the current level of low operating activities. Further as set out in note 59(b)(1) above, pursuant to CIRP, a resolution plan needs to be prepared and approved by COC and NCLT to keep the Company as a going concern. Currently Resolution plan is under formulation and yet to be presented for approval of COC. Above matters indicate the existence of a material uncertainty that may cast significant doubt on the Company's ability to continue as going concern and therefore the Company may be unable to realize its assets and discharge its liabilities in the normal course of business. The standalone financial statement does not include any adjustment in this respect.
3. Resolution Professional has received various claims, submitted by the financial creditors, operational creditors, workmen or employee and authorized representative of workmen and employees of the Company pursuant to the Insolvency and Bankruptcy Board of India (Insolvency Resolution Process for Corporate Persons) Regulation 2016, that are currently under consideration/reconciliation.
4. During the earlier year lenders of the Holding Company (i.e. Hindustan Dorr Oliver Limited) have invoked corporate guarantees and initiated recovery actions against the company in respect of such guarantees extended / executed in favour of the lenders of Holding Company. As at March 31, 2017 total outstanding of such subsidiary against these lenders is ₹14,171.70 million including non-fund based uninvoked bank guarantees aggregating to ₹2,593.46 million. As set out in note 59(b)(1) above, the Hon'ble NCLT has granted moratorium in respect of such proceedings. No provision has been made in the accounts for such possible loss.
5. In respect of trade receivables aggregating to ₹ 76.65 million that are past due, the Management of the Company is yet to assess loss allowance/expected credit loss on such trade receivables. However, management is in continuous follow up with the respective contractee/clients for realization of aforesaid dues.
6. External confirmation are not available in respect of trade receivables including retention money and trade payables/ mobilization advances. The management does not expect any material adjustment on receipt of such confirmation.
7. The Company has extended corporate guarantee in favour of lenders of the ultimate holding Company (IVRCL Limited) who is incurring losses and may be treated as a case of failed Corporate Debt Restructuring (CDR) and

Consolidated notes forming part of Financial Statements

(All Amounts ₹ in million, unless otherwise stated)



Strategic Debt Restructuring (SDR). The parent company has outstanding loans including fund based and non fund aggregating to ₹ 58,135.77 million. The Company is yet to assess the changes in risk / expected cash shortfall to determine expected credit loss allowance/ impairment to be recognized in respect of these guarantees. The loss allowance in respect of these guarantees is presently indeterminable; accordingly, no provision has been made in books of account in respect of such guarantees.

8. The lenders, on behalf of the company, have extended certain financial guarantees aggregating to ₹ 34.76 million to contractee/clients of the Company for various projects. The Company is yet to assess the changes in risk / expected cash shortfall to determine expected credit loss allowance/ impairment to be recognized in respect of these financial guarantees Note 59(b)(1). The loss allowance in respect of these guarantees is presently indeterminable; accordingly, no provision has been made in books of account in respect of such guarantees.
9. In respect of Capital Work In Progress (CWIP) aggregating to ₹ 60.16 million, work execution is on hold for long period due to financial stress of the Company. Though at present management does not have any comprehensive plan for completion of the same in foreseeable future, CWIP has not been subjected to impairment testing under Ind AS 36, Impairment of Assets.
10. Non-moving work in progress (WIP) aggregating to ₹ 57.77 million is lying for long period due to order cancellation/ hold by the customer, delay in execution etc. Management is taking necessary steps for realization of the cost incurred including engagement/negotiation with original customers and disposing off the inventory in the market as such or on completion. In view of above, in the opinion of the management, no adjustment is required in financial statements in this respect.
11. Past due trade receivable aggregating to ₹.213.98 million due from Hindustan Dorr-Oliver Limited (the holding company) have been considered as a good and recoverable by the management. However, this amount does not have any impact being an inter-company balances.
12. Certain receivables aggregating to ₹ 13.35 million pertaining to Excise duty/service tax credit have been reversed by the Excise Authority and which are subject to litigation and no provision has been made. The management is hopeful of positive outcome of the litigation and hence no loss allowance has been provided in the books.
13. Exceptional item represents write off of various trade receivable/advances aggregating to ₹ 780.09 million that were outstanding for long period of time and write back of various old liabilities no longer required aggregating to ₹ 5.27 million. The details are given below:

Particulars	₹ in million
Trade Receivables	610.38
Advances to Vendors	103.36
Balance with Statutory Authorities	62.76
Advances relating to Bank Guarantee Encashment and others	3.59
Advances from Customers	(5.27)
Total	774.82

14. The consolidated financial results for all presented financial years does not include financial statements of two foreign subsidiaries namely HDO (UK) Limited and HDO Zambia Limited due to non-availability of financial statement of respective years as latest financial statement is available for financial year ended March 31, 2015 reflecting net liabilities of ₹ 1,216.26 million (net of total assets of ₹ 171.08 million) and includes unaudited financial statements of one Indian Subsidiary reflecting total assets of ₹ 0.01 million as at March 31, 2017 and total revenue of NIL, net loss of ₹ 0.005 million and cash outflow Nil for the period then ended.
15. Consolidated accounts for the previous financial year ended March 31, 2016 prepared as per previous GAAP included unaudited financial accounts (management account) of M/s HDO Technologies Limited. However, previous year's figures as presented in current year's financials statements are after taking into account the difference between unaudited and audited accounts of the previous year ended March 31, 2016.

Consolidated notes forming part of Financial Statements

(All Amounts ₹ in million, unless otherwise stated)



c. IVRCL Indore Gujarat Tollways Limited

1. The NHAI has issued an Intention to termination notice vide Letter No. NHAI/MP/BOT/1102/04/2007/49301 dated February 24, 2014 under clause 37.1.2 of the Concession agreement due to non-achievement of various milestones. The Company has requested to withdraw its notice citing the reasons of delay in handing over Right of the Way (RoW) in time and submitted a program for execution of balance work for approval. Further, the National Highway Authority of India vide letter dated June 04, 2014 has demanded liquidated damages upto May 31, 2014 amounting to ₹ 1,227.85 million for non achievement of milestone-II and III and COD which is 0.1% of the amount of the performance security for delay of each day until such milestone is achieved. The Management of the Company is confident of amicable resolution of the issue with the National Highway Authoring of India.
2. The implementation of the project was delayed due to delay in Handling Over of Land, handing over Right of Way and delay in utility shifting which was beyond the control of the Company. Out of the total Stretch request for delinking of 16.20 Km related to Bird Sanctuary on Forest Land was also requested and approved. Further, the company has also faced liquidity challenges during the year. This has resulted into realignment and rescheduling of work. In view of substantial technical and administrative work being carried out, Capitalisation of borrowing cost of ₹ 1,806.08 million (₹ 4,623.87 million upto March 31, 2017) is continued towards cost of the Project.
3. **Corporate Debt Restructuring Scheme:** The company approached Corporate Debt Restructuring (CDR) cell with a scheme seeking certain reliefs in relation to repayment of loans and accumulated unpaid interest and additional funding to complete the projects. Further this restructuring envisages certain sacrifices from lenders and commitments from the company in terms of infusion of additional equity by the promoters. The Corporate Debt Restructuring (CDR) empowerment committee approved the restructuring scheme dated March 20, 2014 with cut-off date October 1, 2013. The restructuring scheme was further amended dated March 28, 2015 with sanction of additional ₹ 2,080.00 million in form of priority debt. Further during the earlier year additional priority debt of ₹ 830.00 million was sanctioned by the consortium to meet the IDC funding from July, 2015 to January, 2016. As the project could not be completed during the extended DCCO ie.15.02.2016 the DCCO was further extended to 15.02.2017 after obtaining legal opinion. This is possible only for infrastructure projects with facing legal problems. The lenders have come forward to fund IDC from February, 2016 to February, 2017 by sanctioning an IDC Loan of ₹ 1,855.70 million.
4. **Strategic Debt Restructuring Scheme:** The lenders have invoked SDR in the consortium meeting dated February 09, 2017. According to this scheme, lenders secure controlling interest by acquiring 51% of the share capital. The relief package is being worked out.
 - (i) **Additional security:** (a) Corporate Guarantee of IVRCL Limited in favour of the security trustee acting for the benefit of all the CDR lenders.(b) Personal Guarantee in favour of the security trustee acting for the benefit of all the CDR lenders.(c) Third party security provider corporate guarantees to the extent of land value in favour of the security trustee acting for the benefit of all the CDR lenders.(d) a first ranking pari passu pledge over 51% of the equity shares with voting rights of the borrower held by the promoter upto the second anniversary of the COD and 26% of the equity shares with voting rights of the borrower held by the promoter thereafter, provided that no event of default as occurred or is continuing with, in dematerialized form and shall also include any fresh issuances of equity shares to the promoter. (e) Land of fellow subsidiaries are provided as additional security against the loan.
 - (ii) Restructure Debt Lender shall have a right to convert entire/ part of defaulted interest and entire/ part of defaulted principal into equity shares of Borrower, as per applicable guidelines. However, in the case of those lenders who already have default conversion rights, the same would be governed by existing loan covenants. Borrower/ promoters shall take necessary steps and obtain all requisite/ necessary/ statutory/ other approvals for such allotment of equity shares or a part of it in terms of their existing loan agreements.
 - (iii) In case of debt outstanding beyond the final repayment date envisaged under the restructuring package, the Restructured Debt Lenders shall have a right to convert (at any time after such period) into equity up to 20% of such outstanding (as on date of conversion) as per SEBI guidelines/loan covenants, whichever is applicable. In the event the lenders or any of the lenders exercises its right to sell the shares issued in terms of the conversion clause above, the first right of refusal to buy back the shares would be offered to the Promoters.

Consolidated notes forming part of Financial Statements

(All Amounts ₹ in million, unless otherwise stated)



5. **One time fund infusion scheme (OTFIS) by NHAI:** On April 05, 2017, the company executed a Tripartite Agreement with NHAI and Bank of India (lenders representative) under which NHAI has sanctioned ₹ 1,224.80 million under One time fund Infusion scheme (OTFIS) as last mile funding to complete the Project. The Tripartite Agreement includes terms and conditions, provisions relating to review and monitoring mechanism and operating procedure of the OTFIS. Further, as per the tripartite Agreement the company has obliged to complete the balance project work by December, 2017.
6. The MRA as well as the provisions of the circular on corporate debt restructuring issued by the Reserve Bank of India, gives a right to the lenders to get a recompense of their waivers and sacrifices made as part of the CDR proposals. The recompense payable by the company is contingent on various factors including improved performance of the Company and many other conditions, the outcome of which is currently uncertain and hence the proportion of amount payable as recompense has been created as contingent liability. The indicative aggregate value of the outstanding sacrifice made by the CDR lenders upto March 31, 2017 as per MRA is approximately ₹ 433.70 million for the Company.

d. SPB Developers Private Limited

1. During the previous year the company has sent notices for intention of termination and termination notice for the project work pursuant to clause 37.2.2 of concession agreement is stating prolonged delays in curing the defaults and indecisiveness on compensation proposal by the government and the government is in violation of clause 10.3.2, 35.2 & 25.2.3 of the concession agreement. The financial statements have been prepared on the basis that the company is going concern as management expects prolong litigation. The company is in process of submission of entitled termination payments as per concession agreement.
2. The implementation of the project was delayed due to delay in handing over of land, handing over Right of Way and delay in utility shifting which was beyond the control of the company. Further, the Company has also faced liquidity challenges during the year. This has resulted into realignment and rescheduling of work. The management is confident of obtaining necessary land, ROW etc. Hence, the management has capitalized interest expenses amounting to ₹ 251.49 million (₹ 694.46 million upto March 31, 2017) for the period April 01, 2016 to March 31, 2017 towards cost of the project.
3. Subsequent to the year end, Andhra Bank ("the lender") has sent demand notice dated May 25, 2017 of initiating recovery proceedings under the Securitization and Reconstruction of Financial Assets and Enforcement of Security Interest Act, 2002.
4. **Financial restructuring package:** (a) During the earlier year, Andhra Bank vide letter date March 30, 2015, has approved the company's financial restructuring package in respect of term loans and interest effective from January 01, 2015. (b) Restructure Debt Lender shall have a right to convert entire/ part of defaulted interest and entire/ part of defaulted principal into equity shares of Borrower, as per applicable guidelines. However, in the case of those lenders who already have default conversion rights, the same would be governed by existing loan covenants. Borrower/ promoters shall take necessary steps and obtain all requisite/ necessary/ statutory/ other approvals for such allotment of equity shares or a part of it in terms of their existing loan agreements. (c) In case of debt outstanding beyond the final repayment date envisaged under the restructuring package, the Restructured Debt Lenders shall have a right to convert (at any time after such period) into equity up to 20% of such outstanding (as on date of conversion) as per SEBI guidelines/loan covenants, whichever is applicable. In the event the lenders or any of the lenders exercises its right to sell the shares issued in terms of the conversion clause above, the first right of refusal to buy back the shares would be offered to the Promoters. (d) Personal guarantee of Mr. E. Sudhir Reddy, CMD, IVRCL Limited covering all the debt facilities to be provided. (e) Pledge of equity shares held by the sponsors in the share capital of the company to be retained at 51% till the end of repayment of debt facilities.

e. IVRCL TLT Private Limited

1. The company's accumulated losses are in excess of its net worth. The management is confident of implementing its business plan and considering the future prospects, the financial statements have been prepared on a going concern basis.

Consolidated notes forming part of Financial Statements

(All Amounts ₹ in million, unless otherwise stated)



f. Alkor Petroo Limited

Interest of ₹ 329.11 million (March 31, 2016 ₹ 313.58 million) on outstanding amount of unsecured loan from IVRCL Limited, the holding Company was not provided for the financial year ended March 31, 2017.

g. IVRCL Building Products Limited

Interest of ₹ 43.74 million (March 31, 2016 ₹ 42.84 million) on outstanding amount of unsecured loan from IVRCL Limited, the holding Company was not provided for the financial year ended March 31, 2017.

h. IVRCL Chandrapur Tollways Limited

1. During the Previous year 2015-16, cost of the project revised upwardly from ₹ 8,066.60 million to 8,824.80 million. As per Lender's Independent Engineer's report, cost of work completed till March 31, 2017 is ₹ 7,013.87 million. Independent Engineer's report is still awaited.
2. Due to delay in completion of the project by more than 2 years, it is observed that the company not only incurred additional expenses towards overheads and financial expenses but also suffered loss of revenue from Toll Collection.
3. The Company has given Escalation Amount of ₹ 338.42 million to EPC Contractor (a related party) not obligated by the EPC Contract.

i. Chennai Water Desalination Limited

1. In respect of outstanding balance of sponsor loan payable as at March 31, 2017 to the Holding Company of ₹ 1,154.09 million (Previous year ₹ 1,154.09 million). The interest on the sponsor loan for the current financial year of ₹ 297.00 million (Previous year ₹ 267.28 million), was not provided for, in the books of account, due to pending concurrence from the bankers. If the interest on the sponsor loan was considered in the books of account, the loss would have further increased by ₹ 297.00 million.
2. Claims receivable from EPC Contractor amounting to ₹ 810.00 million, on which the interest of ₹ 229.83 million (previous year: ₹ 185.65 million) was not provided for, in the books of account, due to pending final documentation. If the interest on claims receivable from EPC Contractor was considered as Income in the books of account, the current year Loss would have been reduced by ₹ 229.83 million.
3. Additional penalty of ₹ 56.58 million (Previous year ₹ 56.58 million) recovered by CMWSSB from the amounts receivable by the Company towards water capacity charges and water variable charges from CMWSSB was not as per contractual terms and hence was not accounted as expenditure in the books of accounts. The cumulative loss upto March 31, 2017 is ₹ 194.94 million.

j. IVR Hotels and Resorts Limited

1. Objection raised over mortgage of the land held by the company and development rights received from various land companies to the bankers of the Company and lenders of IVRCL Limited (Holding Company) to the extent of 260 and 152 acres respectively for securing various credit facilities. The management of the company is pursuing the issue and in consultation with group of shareholders to resolve the matter.
2. In respect of secured loan due, the lender bank has initiated recovery proceedings against the Company under Securitization And Reconstruction of Financial Assets and Enforcement of Security Interest act, 2002 in respect of outstanding loan of ₹ 547.00 million plus interest and costs thereafter.
3. The Company's accumulated losses stands as at end of the current year ₹ 309.33 million. The Company has obligation towards borrowings aggregating to ₹ 587.49 million as at March 31, 2017. The management of the company is confident of improvement in its business operations.

k. Kumarpalyam Tollways Limited

Capital grant aggregating ₹ 175 million has been adjusted against intangible assets as on the transition date (i.e. April 01, 2015) and consequently amortization of intangible assets for the year ended on March 31, 2016 & March 31, 2017 is reduced by ₹ 7.61 million and ₹ 7.44 million respectively.

Consolidated notes forming part of Financial Statements

(All Amounts ₹ in million, unless otherwise stated)



60. Service concession Arrangements

a. IVRCL Indore Gujarat Tollways Limited

The company has entered into service concession arrangement (SCA) with the National Highway Authority of India (NHAI) for Design, Engineering, Construction, Development, Finance, Operation and Maintenance of Indore to Gujarat-MP Border Section of NH-59 (KM 9.500 to KM 171.100) in the state of Madhya Pradesh under NHDP Phase III on Build, Operate and Transfer (BOT)(DBFOT) Basis ("the Project").

As per the terms of arrangements the NHAI has granted to the concessionaire exclusive right, licence and authority to construct, operate and maintain the project for a period of 25 years commencing from the Appointed Date (i.e. October 19, 2010). On and from the Commercial Operation Date (COD) till the transfer date, the concessionaire shall have the sole and exclusive right to demand, collect and appropriate toll from the users in accordance with SCA. The toll can be revised annually on April 1 in accordance with the provisions of the Fee Rules. However, no revision shall be effected within a period of six months from the date of preceding revision of fee.

i. The significant rights and obligation of the concessionaire are as follows:

- a) Right of way of the site, approval of the railway authorities to construct road overbridges/ underbridges at level crossings on the Project Highway and applicable permits relating to environmental protection and conservation of the site for the purpose of and to the extent conferred by the provision of the SCA.
- b) The SCA can be terminated by any of the parties on occurrence of events of default as mentioned in the agreement.

ii. Revenue Recognition

Revenue is recognized as per the intangible asset model on the principle that during the construction phase the operator renders construction services to the grantor in exchange of intangible assets. Accordingly, the amount of revenue and profit or losses recognized during the year on exchanging construction services for an intangible asset is as follows:

Particulars	For the year ended March 31, 2017	For the year ended March 31, 2016
Revenue from Operation	34.20	758.29
Construction/operating cost	34.20	745.38
Net Profit	Nil	12.91

b. SPB Developers Private Limited

The company has entered into service concession arrangement (SCA) with the Public Works Department, Government of Maharashtra ("the Government"/"the Grantor") for Four laning of Dondaicha kusumba nagar Daund baramati phaltan road SH-10 Part Baramati to Phaltan KM 42/400 to 64/300, and Mahad-Shirwal-Lonand-Phaltan-pandharpur Road SH-70 Part Phaltan- Lonand-Shirwal KM136/00 to 80/00 in Pune and Satara district in the state of Maharashtra ("the Project").

As per the terms of arrangements the government has granted to the concessionaire exclusive right, license to construct, operate and maintain the project for a period of 30 years commencing from the appointed date (i.e. March 10, 2010). On and from the Commercial Operation Date (COD) till the transfer date, the concessionaire shall have the sole and exclusive right to collect and appropriate toll from the users in accordance with SCA. The toll can be revised as per the toll policy of the Government of Maharashtra.

i. The significant rights and obligation of the concessionaire are as follows:

- a) Right of way, access and license to the site for the purpose of and to the extent conferred by the provision of the SCA.
- b) Construct the project highway, manage, operate and maintain the project highway and regulate the use thereof by third parties. Demand, collect and appropriate fee from vehicles and persons liable for payment of fee for using the project highway or any part thereof and refuse entry of vehicle if the fee due is not paid.
- c) The concessionaire is entitled for cash support by way of an outright grant in accordance with the terms of SCA. The grant shall be disbursed to the concessionaire by way of equity support.
- d) The SCA can be terminated by any of the parties on occurrence of events of default as mentioned in the agreement.

Consolidated notes forming part of Financial Statements

(All Amounts ₹ in million, unless otherwise stated)



ii. Revenue Recognition

Revenue is recognized as per the intangible asset model on the principle that during the construction phase the operator renders construction services to the grantor in exchange of intangible assets. Accordingly, the amount of revenue and profit or losses recognized during the year on exchanging construction services for an intangible asset is as follows:

Particulars	For the year ended March 31, 2017	For the year ended March 31, 2016
Revenue from Operation	Nil	Nil
Construction/operating cost	Nil	Nil
Net Profit	Nil	Nil

c. Toll Revenue generated from Service Concession Arrangements

Name of the Company	For the year ended March 31, 2017	For the year ended March 31, 2016
Salem Tollways Limited	510.88	487.80
Kumarapalyam Tollways Limited	520.72	532.57
Jalandhar Amritsar Tollways Limited	378.46	369.76
IVRCL Chengapalli Tollways Limited	744.01	335.78
IVRCL Chandrapur Tollways Limited	140.66	-
	2294.73	1725.91

61. Employee Share based plan

ESOP 2013 Scheme

The IVRCL-ESOP 2013 Scheme was approved by the shareholders in the 26th Annual General Meeting on September 26, 2013 to grant 10,000,000 shares of ₹ 2 on exercise of options granted to the employees. The Company is yet to grant these options to employees.

62. Details of Employees Benefits as required by the Ind AS 19 "Employee Benefits" are given below:-

(a) Defined contribution plans:

During the year, the company has recognised the following amounts in the Statement of Profit & Loss (included in Contribution to Provident & Other Funds):

	Year ended March 31, 2017	Year ended March 31, 2016
Contribution to Provident Fund	84.56	103.05
Contribution to Employees' State Insurance	1.41	1.16

(b) Defined Benefit Plan:

Reconciliation of opening and closing balances of Defined Benefit obligation

	Year ended March 31, 2017	Year ended March 31, 2016
Gratuity (Unfunded)/(funded)	Gratuity	Gratuity
Changes in defined benefit obligation		
Defined Benefits obligation at the beginning of the year	198.74	220.14
Current Service Cost	19.78	23.90
Interest Cost	15.96	17.55
Actuarial (gain)/loss	32.42	(17.54)
Benefit paid	(46.08)	(44.43)
Defined Benefit obligation at the year end	220.82	199.62

Consolidated notes forming part of Financial Statements

(All Amounts ₹ in million, unless otherwise stated)



	Year ended March 31, 2017	Year ended March 31, 2016
Amount to be recognised in Balance Sheet		
Present value of Funded obligation	220.82	199.62
Fair value of plan assets	(121.23)	(83.95)
Net liability	99.59	115.67
Expenses to be recognized in statement of Profit and Loss under Employee Benefit Expense		
Current Service Cost	19.78	23.90
Interest Cost	14.50	15.83
Interest Income	(5.26)	(5.88)
Total	29.02	33.43
Expenses to be recognized in statement of Profit and Loss under Other Comprehensive Income		
Actuarial (Gains)/Losses on the obligation for the period	31.92	(13.60)
Return on plan assets excluding interest income	0.28	1.90
Experience Adjustment	0.51	(3.95)
	32.71	(15.65)
Actuarial assumption		
Discount rate (per annum)	7.29%	8.04%
Rate of escalation in salary (per annum)	5.00%	5.00%
Expected return on Plan Assets	7.29%	8.04%

The estimate of rate of escalation in salary considered in actuarial valuation, taken into account inflation, seniority, promotion and other relevant factors including supply and demand in the employment market. The above information is as certified by the actuary.

- (c) In accordance with the payment of Gratuity Act, 1972 the Company provides for gratuity covering eligible employees. The liability on account of gratuity is covered partially through a recognized Gratuity Fund managed by Life Insurance Corporation of India and balance is provided on the basis of valuation of the liability by an independent actuary as at the period end. The invested return earned on the policy comprises bonus declared by LIC having regard to LIC's investment earnings. The information on the allocation of the fund into major asset classes and expected return on each major class are not available. The management understands that LIC's overall portfolio assets are well diversified and as such, the long-term return of the policy is expected to be higher than the rate of return on Central Government Bonds.
- (d) The expense pertaining to gratuity of ₹ 29.02 million (2015-16 : ₹ 33.43 million) has been considered in "Contribution to Provident and Other Funds" under Note 38.
- (e) **Key Assumptions – Compensated absences**

	2016-17	2015-16
Discount rate	7.29%	8.04%
Salary escalation rate	5.00%	5.00%

63. Financial Instruments

63.1 Capital risk management

The Group manages its capital to ensure that the Group will be able to continue as going concern while maximising the return to stakeholders through optimisation of debt and equity balance. The Group is not subject to any externally imposed capital requirements.

The Group manages its capital structure and makes adjustments in light of changes in economic conditions and the requirements of the financial covenants.

Consolidated notes forming part of Financial Statements

(All Amounts ₹ in million, unless otherwise stated)



63.2 Financial risk management

The Group's principal financial liabilities comprise loans and borrowings, trade and other payables. The main purpose of these financial liabilities is to finance and support the Group's operations. The Group's principal financial assets comprise investments, cash and bank balance, trade and other receivables.

The Group is exposed to various financial risks such as market risk, credit risk and liquidity risk. The financial risks are identified, measured and managed in accordance with the Group's policies and risk objectives.

a. Market risk

The Group's activities expose it primarily to the financial risk of changes in foreign currency exchange rates and changes in interest rates. There have been no changes to the Group's exposure to market risk or the manner in which it manages and measures the risk in recent past.

Market risk is the risk that the fair value of future cash flows of a financial instrument will fluctuate because of changes in market prices. Market risk comprises two types of risk: interest rate risk and currency risk. Financial instruments affected by market risk include borrowings and bank deposits.

i. Interest rate risk

Interest rate risk is the risk that the fair value or future cash flows of a financial instrument will fluctuate because of changes in market interest rates. The Group's exposure to the risk of changes in market interest rates is limited as the Group's borrowing bear fixed interest rate.

ii. Foreign currency risk

Foreign currency risk is the risk that the fair value or future cash flows of an exposure will fluctuate because of changes in foreign exchange rates. The Group's exposure to the risk of changes in foreign exchange rates relates primarily to the Company's borrowings. The Group's foreign currency risks are identified, measured and managed at periodic intervals in accordance with the Company's policies. For details of unhedged foreign currency refer note 59(a)(13) and note 67.

b. Credit risk

Credit risk is the risk that counterparty will default on its contractual obligations resulting in financial loss to the company. The Group has adopted a policy of only dealing with creditworthy customers.

Credit risk on trade receivables and unbilled work-in-progress is limited as the customers of the Company mainly consists of the government promoted entities having a strong credit worthiness. For other customers, the Group uses a provision matrix to compute the expected credit loss allowance for trade receivables and unbilled work-in-progress. The provision matrix takes into account available external and internal credit risk factors such as credit ratings from credit rating agencies, financial condition, ageing of accounts receivable and the Group's historical experience for customers.

At March 31, 2017, the company did not consider there to be any significant concentration of credit risk, which had not been adequately provided for. The carrying amount of the financial assets recorded in the financial statements, grossed up for any allowances for losses, represents the maximum exposure to credit risk.

c. Liquidity risk

The Group manages liquidity risk by maintaining adequate reserves and banking facilities, by continuously monitoring forecast and actual cash flows and by matching the maturity profiles of financial assets and liabilities for the Company. The Company has established an appropriate liquidity risk management framework for its short-term, medium term and long-term funding requirement.

The table below summarizes the maturity profile of the Group's financial assets and financial liabilities based on contractual undiscounted payments:

Consolidated notes forming part of Financial Statements

(All Amounts ₹ in million, unless otherwise stated)



Particulars	Less than 1 year	1-5 years	> 5 years	Total
March 31, 2017				
Borrowings and interest thereon	74,404.95	12,428.87	32,786.83	119,620.65
Trade and other payables	24,319.36	-	-	24,319.36
Other financial liabilities	3,217.95	-	1318.52	4,536.47
March 31, 2016				
Borrowings and interest thereon	53,466.87	17,469.81	35,281.12	106,217.81
Trade and other payables	27,655.21	-	-	27,655.21
Other financial liabilities	3,451.16	-	1,187.86	4,639.02
April 1, 2015				
Borrowings and interest thereon	39,504.59	21,784.99	34,464.78	95,754.35
Trade and other payables	29,294.89	-	-	29,294.89
Other financial liabilities	2,717.18	-	1,069.85	3,787.03

63.3 Fair value measurements

The fair value of the financial assets are included at amounts at which the instruments could be exchanged in a current transaction between willing parties other than in a forced or liquidation sale.

The following methods and assumptions were used to estimate the fair value:

- Fair value of cash and short term deposits, trade and other short term receivables, trade payables, other current liabilities, approximate their carrying amounts largely due to the short-term maturities of these instruments.
- Financial instruments with fixed and variable interest rates are evaluated by the Company based on parameters such as interest rates and individual credit worthiness of the counterparty. Based on this evaluation, allowances are taken to account for the expected losses of these receivables.

Consolidated notes forming part of Financial Statements

(All Amounts ₹ in million, unless otherwise stated)



A. Financial instruments by category

The carrying value and fair value of financial instruments by categories as at March 31, 2017 were as follows:

Particulars	Note No	Amortised cost	Financial assets/liabilities at fair value through profit or loss		Financial assets/liabilities at fair value through OCI		Total Carrying value	Total fair value
			Designated upon initial recognition	Mandatory	Designated upon initial recognition	Mandatory		
Assets:								
(a) Investment in equity shares (quoted)	5		1.75				1.75	1.75
Other Investment in equity shares (UnQuoted)	5	0.65	305.55				306.20	306.20
Other Investment in other than equity shares (UnQuoted)	5&12	0.01	2.16	-	-	-	2.17	2.17
Investment in Partnership Firm	5	Nil	-	-	-	-	Nil	Nil
Investment in Associate body corporate	5	0.91	-	-	-	-	0.91	0.91
Investment in Joint Ventures	5	161.13	-	-	-	-	161.13	161.13
(b) Trade receivables	7 & 13	19,022.61	-	-	-	-	19,022.61	19,022.61
(c) Loans	6 & 16	723.59	-	-	-	-	723.59	723.59
(d) Other financial assets	8 & 17	10,071.82	-	-	-	-	10,071.82	10,071.82
(e) Cash and cash equivalent	14	1,516.17	-	-	-	-	1,516.17	1,516.17
(f) Bank balances	15	535.63	-	-	-	-	535.63	535.63
Liabilities:								
(a) Borrowings	21&26	71,219.29	-	-	-	-	71,219.29	71,219.29
(b) Trade payables	27	16,722.15	-	-	-	-	16,722.15	16,722.15
(c) Other financial liabilities	22&28	52,937.83	-	-	-	-	52,937.83	52,937.83

Consolidated notes forming part of Financial Statements

(All Amounts ₹ in million, unless otherwise stated)



The carrying value and fair value of financial instruments by categories as at March 31, 2016 were as follows:

Particulars	Note No	Amortised cost	Financial assets/liabilities at fair value through profit or loss		Financial assets/liabilities at fair value through OCI		Total Carrying value	Total fair value
			Designated upon initial recognition	Mandatory	Designated upon initial recognition	Mandatory		
Assets:								
(a) Investment in equity shares (quoted)	5			1.42			1.42	1.42
Other Investment in equity shares (UnQuoted)	5	0.15		305.57			305.72	305.72
Other Investment in other than equity shares (UnQuoted)	5&12	0.04	-	2.00	-	-	2.04	2.04
Investment in Partnership Firm	5	0.21	-	-	-	-	0.21	0.21
Investment in Associate body corporate	5	0.91	-	-	-	-	0.91	0.91
Investment in Joint Ventures	5	159.02	-	-	-	-	159.02	159.02
(b) Trade receivables	7 & 13	23,909.84	-	-	-	-	23,909.84	23,909.84
(c) Loans	6 & 16	784.95	-	-	-	-	784.95	784.95
(d) Other financial assets	8 & 17	9,051.56	-	-	-	-	9,051.56	9,051.56
(e) Cash and cash equivalent	14	1,521.84	-	-	-	-	1,521.84	1,521.84
(f) Bank balances	15	207.80	-	-	-	-	207.80	207.80
Liabilities:								
(a) Borrowings	21&26	76,062.45	-	-	-	-	76,062.45	76,062.45
(b) Trade payables	27	18,046.55	-	-	-	-	18,046.55	18,046.55
(c) Other financial liabilities	22&28	34,794.37	-	-	-	-	34,794.37	34,794.37

Consolidated notes forming part of Financial Statements

(All Amounts ₹ in million, unless otherwise stated)



The carrying value and fair value of financial instruments by categories as at April 1, 2015 were as follows:

Particulars	Note No	Amortised cost	Financial assets/liabilities at fair value through profit or loss		Financial assets/liabilities at fair value through OCI		Total Carrying value	Total fair value
			Designated upon initial recognition	Mandatory	Designated upon initial recognition	Mandatory		
Assets:								
(a) Investment in equity shares (quoted)	5			1.30			1.30	1.30
Other Investment in equity shares (UnQuoted)	5	0.05		305.57			305.62	305.62
Other Investment in other than equity shares (UnQuoted)	5&12	0.04		104.20			104.24	104.24
Investment in Partnership Firm	5	0.21		-			0.21	0.21
Investment in Associate body corporate	5	0.91		-			0.91	0.91
Investment in Joint Ventures	5	206.93		-			206.93	206.93
(b) Trade receivables	7 & 13	25,814.43		-			25,814.43	25,814.43
(c) Loans	6 & 16	731.84		-			731.84	731.84
(d) Other financial assets	8 & 17	6,992.39		-			6,992.39	6,992.39
(e) Cash and cash equivalent	14	1,750.51		-			1,750.51	1,750.51
(f) Bank balances	15	235.22		-			235.22	235.22
Liabilities:								
(a) Borrowings	21 & 26	85,609.64		-			85,609.64	85,609.64
(b) Trade payables	27	18714.14		-			18714.14	18714.14
(c) Other financial liabilities	22 & 28	13,931.75		-			13,931.75	13,931.75

B. Fair value hierarchy:

Level 1 - Quoted prices (unadjusted) in active markets for identical assets or liabilities.

Level 2 - Input other than quoted prices included within Level 1 that are observable for the assets or liability, either directly (i.e. as prices) or indirectly (i.e. derived from prices).

Level 3- Inputs for the assets or the liabilities that are not based on observable market data (unobservable Inputs).

Assets	As at March 31, 2017			As at March 31, 2016			As at April 1, 2015		
	Level 1	Level 2	Level 3	Level 1	Level 2	Level 3	Level 1	Level 2	Level 3
Investment in equity shares (Unquoted)#	-	-	305.55	-	-	305.57	-	-	305.57
Investment in other than equity shares (UnQuoted)#	-	-	2.16	-	-	2.00	-	-	104.20
Investment in equity shares (Quoted)	1.75	-	-	1.42	-	-	1.30	-	-

In absence of sufficient more recent information to measure fair value of the above investment, the cost has been considered as fair value.

Consolidated notes forming part of Financial Statements

(All Amounts ₹ in million, unless otherwise stated)



64. Income tax expense/(credit):

	Year ended March 31, 2017	Year ended March 31, 2016
a. Components of Income Tax Expense		
Current Tax		
Current year	6.22	(657.98)
Earlier year		
Deferred tax expense/(credit)		
Current year	(9,559.24)	263.81
Earlier year		
Income tax expense for the year recognised in the Statement of Profit and Loss	(9553.02)	(394.17)

	Year ended March 31, 2017	Year ended March 31, 2016
b. Reconciliation of Income tax expense to the accounting profit for the year		
Profit/(loss) before tax	(17,995.54)	15,321.76
Applicable income tax rate	34.61%	34.61%
Computed expected tax expense	(6,228.26)	(5,302.86)*
Effect of current year's allowable unused tax losses as per Income tax Act 1961	2,922.81	-
Effect of current year's unabsorbed depreciation as per Income tax Act 1961	(141.32)	-
Other timing differences	(2,495.23)	42.71
Deferred Tax Assets Written off	-	(306.52)
Effect of deferred tax not recognized by the subsidiary companies on current year's losses	(3081.64)	-
Effect of excess income tax provision written off during the year on account of Income Tax Assessment pertaining to earlier years.	-	657.98
Income tax expense/(credit) on timing differences pertaining to current year (Total A)	(3432.90)	394.17
Effect of earlier years' allowable on unused tax losses as per Income tax Act 1961	(3,862.67)	-
Effect of earlier years' unabsorbed depreciation as per Income tax Act 1961	(169.54)	-
Effect of earlier years' provisions	(755.03)	-
Effect of earlier years' items allowable on payment basis as per Income Tax Act, 1961	(1,332.88)	-
Effect of deferred tax assets recognized during current year on earlier year items (Total B)	(6,120.12)	-
Total tax expense/(credit) for the year (A+B)	(9,553.02)	394.17

* Deferred tax assets on the loss for the year was not recognised.

Consolidated notes forming part of Financial Statements

(All Amounts ₹ in million, unless otherwise stated)



65. Details of Specified Bank Notes (SBN) as defined in the MCA notification G.S.R. 308 (E) dated March 31, 2017 held and transacted during the period 08/11/2016 to 30/12/2016 are under:

	SBNs	Other denomination notes	Total
Closing cash in hand as on 08.11.2016	8.04	23.84	31.88
(+) Permitted receipts	-	228.57	228.57
(-) Permitted payments	-	98.24	98.24
(-) Amount deposited in Banks	8.04	128.40	136.44
Closing cash in hand as on 30.12.2016	-	25.77	25.77

Above disclosure includes information from unaudited financial statements of the subsidiary companies as stated in note 73(b).

Summarized details of dealing in SBNs by the abovementioned unaudited Subsidiary Companies are under.

Particulars	SBN	Other denominations	Total
Closing cash in hand as on Nov 08, 2016	0	10.35	10.35
(+) Permitted receipts	0	117.59	117.59
(+) Withdrawal notes	0	0.85	0.85
(-) Permitted payments	0	66.16	66.16
(-) Amount deposited in Banks	0	49.98	49.98
Closing cash in hand as on December 30, 2016	0	12.65	12.65

66. Disclosure pursuant to Indian Accounting Standard - 11 "Construction Contracts"

In terms of the disclosure required to be made under the Indian Accounting Standard - 11 "Construction Contracts" are as follows:

	Year ended March 31, 2017	Year ended March 31, 2016
(a) Contract Revenue recognised as revenue during the period	20,788.44	24,762.18
(b) Aggregate amount of Contract costs incurred and recognised profits, less losses	139,339.15	142,804.62
(c) Advances received, net of recoveries from progressive bills	3,921.73	6,027.72
(d) Gross amount due from customers for contract works	15,291.27	16,536.41
(e) Retention Money	7,494.33	8,408.04

Consolidated notes forming part of Financial Statements

(All Amounts ₹ in million, unless otherwise stated)



67. **Foreign currency exposure:**
The detail of un-hedge foreign currency exposures that have not been hedged by derivative instruments or otherwise are given below:

Particulars	Currency	As at March 31, 2017		As at March 31, 2016		As at April 1, 2015	
		Foreign currency in million	INR million	Foreign currency in million	INR million	Foreign currency in million	INR million
External Commercial Borrowing	USD	11.37	737.12	11.37	754.10	11.37	711.56
Short Term Borrowings	EURO	-	-	-	-	0.41	28.10
Trade Payables	AED	0.36	6.39	0.48	8.57	0.38	6.42
	SAR	0.43	7.51	0.43	7.66	0.43	7.21
	NPR	74.06	46.65	79.29	49.72	53.16	32.56
	KES	309.16	194.35	393.22	256.70	222.90	150.24
	KWD	0.85	180.76	0.85	186.11	0.81	167.48
	TZS	3,557.23	103.20	1,152.14	34.79	257.13	8.65
Other Liabilities	AED	0.38	6.79	0.29	5.30	0.41	7.03
	NPR	1.92	1.21	359.59	225.00	359.17	219.99
	KES	662.39	416.40	682.12	445.00	647.74	436.59
	KWD	0.31	65.79	0.31	67.74	0.32	66.71
	TZS	463.41	13.44	3,259.91	98.45	3,752.08	126.22
Trade Receivables	AED	2.15	37.98	2.15	38.75	2.15	36.50
	SAR	-	-	-	-	-	-
	NPR	5.78	3.64	5.78	3.61	5.19	3.18
	KES	488.66	307.18	380.86	248.63	254.28	171.39
	KWD	1.25	265.65	1.25	274.63	1.25	258.64
	TZS	-	-	-	-	714.63	24.04
Loans and Advances	AED	0.55	9.68	0.55	9.94	0.40	6.74
	NPR	6.68	4.21	6.56	4.10	7.28	4.46
	KES	633.92	398.50	349.83	228.37	341.99	230.51
	KWD	0.05	10.24	0.05	10.54	0.01	1.21
	TZS	1,977.31	57.36	1,954.29	59.02	1,227.41	41.29
Bank balances	AED	-	-	-	(0.03)	-	(0.03)
	SAR	-	-	-	-	-	-
	KES	4.00	3.00	0.93	0.61	34.82	23.47
	TZS	41.00	1.00	18.03	0.54	112.04	3.77
	NPR	-	-	0.47	0.29	6.74	4.13
Cash	SAR	-	-	-	-	-	-
	KES	-	-	0.05	0.03	0.11	0.07
	TZS	3.00	-	0.06	-	1.08	0.04
	NPR	-	-	-	-	0.38	0.24

Consolidated notes forming part of Financial Statements

(All Amounts ₹ in million, unless otherwise stated)



68. Provision for resurfacing obligation

Certain subsidiary companies have a contractual obligation to periodically maintain, replace or restore infrastructure at the end of each five years or earlier as per the terms of the concession agreement. The Group has recognised the provision in accordance with Indian Accounting Standard 37 "Provisions Contingent Liabilities and Contingent Assets", at the best estimate of expenditure required to settle the present obligation at the balance sheet date.

Particulars	As at April 1, 2016	Addition during the period	Amount used during the period	Unwinding of discount	As at March 31, 2017
Provision for resurfacing obligation	1,552.96	94.42	-	178.35	1,825.73

69. Earning Per Share (EPS)

	Year ended March 31, 2017	Year ended March 31, 2016
(a) Net Loss for the year (before OCI) for calculation of Basic and Diluted EPS (₹ in million)	(5,768.86)	(13,952.68)
(b) Weighted average number of equity shares outstanding for calculation of EPS	782,768,331	524,241,768
(c) Basic and Diluted EPS before exceptional item (₹)	(7.37)	(26.61)

70. Auditors Remuneration (Excluding Service tax)

	Year ended March 31, 2017	Year ended March 31, 2016
(a) Statutory Audit	5.00	5.00
(b) Limited Reviews	1.50	1.50
(c) Tax Audit	0.50	0.50
(d) Other Service	0.45	0.27
(e) Reimbursement of expense	0.30	0.10
	7.75	7.37

71. Dues to Micro and Small Enterprises

Information related to Micro and Small Enterprises under the Micro, Small and Medium Enterprises Development Act, 2006 have been determined based on the information available with the Company. The required disclosures are given below:

	As at March 31, 2017	As at March 31, 2016
(a) Dues remaining unpaid as at Balance Sheet date		
Principal amount	23.79	26.79
Interest on the above	90.67	29.62
(b) Interest paid in terms of Section 16 of the Act, along with the amount of payment made to the supplier and service providers beyond the appointed day during the period	-	-
Principal amount	-	-
Interest on the above	-	-
(c) Interest due and payable for the period of delay in making payment (which has been paid but beyond the appointed day during the period) but without adding the interest specified under the Act.	-	-
(d) Further interest remaining due and payable even in the succeeding years, until such date when the interest dues as above are actually paid to the small enterprise.	85.83	26.09
(e) Interest accrued and remaining unpaid as at Balance Sheet date	90.67	29.62

Consolidated notes forming part of Financial Statements

(All Amounts ₹ in million, unless otherwise stated)



72. Detail of purchase and sale of traded goods

	For the year ended March 31, 2017	For the year ended March 31, 2016
Purchase:		
Construction material /Steel/equipment	-	603.92
Sale:		
Construction material /Steel/equipment	-	605.01

73. List of Subsidiary companies which are included in the consolidation and the companies holding therein are as under:

a. Subsidiaries consolidated based on audited accounts.

S. No	Particulars
1	IVRCL PSC Pipes Private Limited ¹
2	IVR Enviro Projects Private Limited ¹
3	Kumarapalyam Tollways Limited ¹
4	IVRCL Steel Construction & Services Limited ¹
5	IVRCL Indore Gujarat Tollways Limited
6	IVRCL Chengapalli Tollways Limited ¹
7	IVRCL-Cadagua Hogenakkal Water Treatment Company Private Limited ¹
8	Alkor Petroo Limited ¹
9	IVRCL Building Products Limited ¹
10	RIHIM Developers Private Limited ¹
11	IVRCL Raipur Bilaspur Tollways Limited ¹
12	IVRCL Narnual Bhiwani Tollways Limited ¹
13	IVR Hotels and Resorts Limited ¹
14	SPB Developers Private Limited
15	IVRCL Gundugolanu Rajahmundry Tollways Limited ¹
16	IVRCL Patiala Bathinda Tollways Limited ¹
17	IVR Prime Developers (Tambaram) Private Limited ¹
18	IVR Prime Developers (Palakkad) Private Limited ¹
19	IVR Prime Developers (Guindy) Private Limited ¹

¹ Audited by other auditors.

b. Subsidiaries consolidated based on unaudited accounts.

Financial Statements/financial information in respect of below mentioned subsidiary companies have been incorporated in consolidated financial statements based on unaudited accounts. The management has exercised necessary due diligence to ensure that the financial statements/financial information of such subsidiary companies provide a true and fair view of the affairs of such companies and are in compliance with Indian Accounting standards notified under section 133 of the Companies Act, 2013 read together with the Companies (Indian Accounting Standard) Rules, 2015.

S. No	Name of the Subsidiary Company
1	Hindustan Dorr-Oliver Limited ¹
2	Chennai Water Desalination Limited
3	Salem Tollways Limited
4	Jalandhar Amritsar Tollways Limited
5	IVRCL Patalaganga Truck Terminals Pvt. Limited
6	IVRCL Chandrapur Tollways Limited
7	Sapthashva Solar Limited

Consolidated notes forming part of Financial Statements

(All Amounts ₹ in million, unless otherwise stated)



S. No	Name of the Subsidiary Company
8	IVRCL TLT Private Limited
9	First STP Private Limited
10	HDO Technologiess Limited ¹
11	Davymarkham (India) Private Limited
12	IVRCL Mega Malls Limited
13	Agaram Developers Private Limited
14	Mummidi Developers Private Limited
15	Samatteri Developers Private Limited
16	Annupampattu Developers Private Limited
17	Tirumani Developers Private Limited
18	Ilavampedu Developers Private Limited
19	Gajuwaka Developers Private Limited
20	Chodavaram Developers Private Limited
21	Simhachalam Prime Developers Private Limited
22	Siripuram Developers Private Limited
23	Bibinagar Developers Private Limited
24	IVR Prime Developers (Erode) Private Limited
25	IVR Prime Developers (Guntur) Private Limited
26	IVR Prime Developers (Araku) Private Limited
27	Absorption Aircon Engineer Private Limited
28	IVR Vaanaprastha Private Limited
29	IVR PUDL Resorts & Clubs Private Limited
30	IVRCL Solar Energy Private Limited
31	IVR Prime Developers (Amalapuram) Private Limited
32	IVR Prime Developers (Red Hills) Private Limited
33	IVR Prime Developers (Tuni) Private Limited
34	IVR Prime Developers (Bobbilli) Private Limited
35	IVR Prime Developers (Bhimavaram) Private Limited
36	IVR Prime Developers (Adayar) Private Limited
37	IVR Prime Developers (Egmore) Private Limited
38	Geo IVRCL Engineering Limited
39	Duvvda Developers Private Limited
40	Kunnam Developers Private Limited
41	Vedurwada Developers Private Limited
42	Rudravaram Developers Private Limited
43	Geo Prime Developers Private Limited
44	Theata Developers Private Limited
45	Kasibugga Developers Private Limited
46	Vijayawada Developers Private Limited
47	Eluru Developers Private Limited
48	IVRCL Goa Tollways Limited
49	IVRCL Multilevel Car Parking Private Limited
50	IVR Prime Developers (Rajampeta) Private Limited

1 Consolidated financial statement include unaudited consolidated financial statements of Hindustan Dorr Oliver Limited, a subsidiary company and its step down subsidiary company (HDO Technologiess Limited). As more fully explained in Note 59 (a)(2) and Note 59 (b)(1), subsequent to the year-end, the corporate insolvency resolution process (CIRP) has been initiated against the Subsidiary Company and its step down Subsidiary Company. Pursuant to commencement of CIRP, as per the provisions of section 17 of The Insolvency and Bankruptcy Code, 2016 (“the Code”),

Consolidated notes forming part of Financial Statements

(All Amounts ₹ in million, unless otherwise stated)



the management of the affairs of the Company is vested in the interim resolution professional (IRP); and the powers of the board of directors stand suspended and be exercised by the interim resolution professional. In the opinion of the management such suspension of powers of the Board of Directors of subsidiary companies is temporary in nature and Currently Resolution plan is under formulation. The management believes that the subsidiary company needed to be consolidated pending CIRP and is hopeful of positive outcome of resolution plan. Accordingly, consolidated financial statements of the Group have been prepared by including the consolidated financial statement of aforesaid subsidiary Company.

74. (a) Subsidiaries not included in consolidation

S. No	Name of the Company
1	HDO (UK) Limited
2	HDO Zambia Limited
3	IVRCL EPC Limited
4	Chengapally Road Infra Limited
5	IVR Prime Developers (Ashram) Private Limited ¹
6	IVR Prime Developers (Retrial Homes) Private Limited ¹
7	IVR Prime Developers (Ananthapuram) Private Limited ¹
8	IVR Prime Developers (Perumbadur) Private Limited ¹
9	IVR Prime Developers (Rajahmundry) Private Limited ¹
10	IVR Prime Developers (Anakapalle) Private Limited ¹
11	IVR Prime Developers (Rajampeta) Private Limited ¹
12	IVR Prime Developers (Tanuku) Private Limited ¹
13	IVR Prime Developers (Thandiarpet) Private Limited ¹
14	IVR Prime Developers (Gummidipundy) Private Limited ¹
15	IVR Prime Developers (Kodambakkam) Private Limited ¹
16	IVR Prime Developers (Arumbakkam) Private Limited ¹
17	IVR Prime Developers (Anna Nagar) Private Limited ¹
18	IVR Prime Developers (Pudukkottai) Private Limited ¹
19	IVR Prime Developers (Kakinada) Private Limited ¹
20	IVR Prime Developers (Mylapore) Private Limited ¹

¹ Application has been filed before the registrar of companies, Telangana to strike off of names under the “Fast Track Exit Scheme”.

(b) Associates not included in consolidation

S. No	Name of the Company	Share of Interest
1	IVRCL International Infrastructures & Projects LLC	49.00%
2	Sushee - IVRCL Arunachal Highway Limited	26.00%

Financial statements of above associates could not be obtained accordingly, no adjustment is made in value of investment.

Consolidated notes forming part of Financial Statements

(All Amounts ₹ in million, unless otherwise stated)



75. Related Party Disclosure

Information regarding Related Party Transactions as per Indian Accounting Standard 24 is given below:

75.1 List of related party and relationship

A Associate Companies

Sl. No.	Name of the Company	Country of Incorporation	Company's Holding as at (%)		
			March 31, 2017	March 31, 2016	April 01, 2015
1	IVRCL International Infrastructures & Projects LLC	UAE	49.00	49.00	49.00
2	Sushee - IVRCL Arunachal Highway Limited	India	26.00	26.00	26.00

B Joint Arrangements

The Company's joint venture as at March 31, 2017 is set out below. It has interest in joint ventures consisting of the proportion of ownership interests held by the Company. The principal place of business of these joint ventures is in India and is engaged in construction and infrastructure projects.

Sl. No.	Name of the Entity	Name of the Joint Venture Partner	% of ownership interest held by the Company		
			March 31, 2017	March 31, 2016	March 31, 2015
1	IVRCL - NAVAYUGA & SEW (JV)	i) SEW constructions ltd ii) Navyuga engineering Co. Ltd	35.75%	35.75%	35.75%
2	IVRCL, SEW & PRASAD (J.V)#	i) SEW constructions ltd ii) M/s. Prasad & Co. (Project works) ltd.	50.00%	50.00%	50.00%
3	IVRCL-CR18G (JV) HYDERABAD#	i) China Railway 18th Bureau (Group) Co. Ltd	90.00%	90.00%	90.00%
4	IVRCL - SUSHEE JOINT VENTURE#	i) Sushee infra Pvt Ltd	51.00%	51.00%	51.00%
5	IVRCL - BPL -UCC – JV#	i) M/s. Backbone Project ltd ii) M/s. Unity construction Co.	60.00%	60.00%	60.00%
6	IVRCL - RTE JV A/C#	i) Rocktech engineers	80.00%	80.00%	80.00%
7	IVRCL-KMB-HDO JOINT VENTURE#	i) PJSC "Kyivmetrobud" ii) Hindustan Dorr-Oliver Ltd	70.00%	70.00%	70.00%
8	Bhanu IVRCL Associate#	i) Bhanu construction	50.00%	50.00%	50.00%
9	IVRCL Tantia JV#	i) Tantia Construction Co.	50.00%	50.00%	50.00%
10	IVRCL, BATPASCO, ABB & AAG (J.V.)	i) M/s. BT Patil & sons Belgaum (Construction ltd) ii) M/s. ABB Ltd iii) M/s. Andritz AG	85.00%	85.00%	85.00%
11	IVRCL, BATPASCO, WPIL & MHI (J.V.)	i) M/s. BT Patil & sons Belgaum (Construction ltd) ii) M/s. WIPL Ltd iii) M/s. Mitsubishi Heavy Industries Ltd	70.00%	70.00%	70.00%
12	IVRCL-CR18G CONSORTIUM	i) China Railway 18th Bureau (Group) Co. Ltd	70.00%	70.00%	70.00%
13	IVRCL HARSHA (JV)	i) Harsha	80.00%	80.00%	80.00%
14	IVRCL - JL (JV)	i) M/s. Jyoti Ltd	90.00%	90.00%	90.00%
15	IVRCL-KBL (JV) -L1	i) M/s. Kirloskar brothers ltd	80.00%	80.00%	80.00%
16	IVRCL-KBL-MEIL (JV)	i) Megha engineering & infrastructure Ltd ii) M/s. Kirloskar brothers ltd	65.00%	65.00%	65.00%

Consolidated notes forming part of Financial Statements

(All Amounts ₹ in million, unless otherwise stated)



Sl. No.	Name of the Entity	Name of the Joint Venture Partner	% of ownership interest held by the Company		
			March 31, 2017	March 31, 2016	March 31, 2015
17	IVRCL -KIPL JV	i) M/s. KIPL	50.00%	50.00%	50.00%
18	IVRCL - MBL (J.V) HYD	i) M/s. Mulay brothers Ltd	90.00%	90.00%	90.00%
19	IVRCL - SEW - WIPL (JV)	i) SEW constructions ltd ii) M/s. WIPL Ltd	60.00%	60.00%	60.00%
20	IVRCL SUSHEE CONSORTIUM	i) Sushee infra Pvt Ltd	51.00%	51.00%	51.00%
21	IVRCL-MCCDL-TCL-DM CONSORTIUM	i) MMCDL, TCL, DM	65.00%	65.00%	65.00%
22	IVRCL NAVAYUGA & SEW (JV)#	i) Navyuga engineering Co. Ltd ii) SEW constructions ltd	35.75%	35.75%	35.75%
23	SAPL & MBL-IVRCL (JV)	i) M/s. Shreehari associates (P) Ltd ii) M/s. Mulay brothers Ltd	39.00%	39.00%	39.00%
24	SPCL & IVRCL(JV)	i) SPCL	49.00%	49.00%	49.00%
25	U.A.N RAJU-IVRCL (KASHMIR) JV	i) UAN Raju Constructions Ltd	51.00%	51.00%	51.00%
26	UNITY IVRCL (JV)	i) Unity Infra Projects Ltd	50.00%	50.00%	50.00%
27	CR 18 G - IVRCL JV	i) China Railway 18th Bureau (Group) Co. Ltd	30.00%	30.00%	30.00%
28	IVRCL & RAJ JOINT VENTURE	i) M/s. Raj	32.17%	32.17%	32.17%
29	KMB - IVRCL JOINT VENTURE	i) M/s. PJSC "Kyivmetrobud"	51.00%	51.00%	51.00%
30	IVRCL-MRT(J.V)	i) M/s. MRT Signals Ltd	85.00%	85.00%	85.00%
31	IVRCL -G SHANKAR (JV)	i) Sri G Shankar	25.00%	25.00%	25.00%
32	IVRCL-MVPR (JV)	i) M/s. MVPR Infrastructure Ltd.	51.00%	51.00%	51.00%

The company is lead partner and has significant influence over joint ventures accordingly interest in joint venture is accounted as investment at cost. In case of others, the other party to join venture is lead partner and accordingly, the interest in such joint ventures is accounted in accordance with Ind AS 109 "Financial Instruments".

C Enterprises owned or significantly influenced by key management personnel or their relatives			
1	S.V. Equities Limited	5	Eragam Finlease Limited
2	Palladium Infrastructures & Projects Limited	6	Indus Palms Hotels & Resorts Limited
3	Soma Hotels & Resorts Limited	7	A.P. Enercon Engineers Private Limited
4	Eragam Holdings Limited		

D Key Management Personnel	
1	Mr. E. Sudhir Reddy Chairman & Managing Director
2	Mr. K. Ashok Reddy Joint Managing Director
3	Mr. R. Balarami Reddy Joint Managing Director & CFO
4	Mr. B. Subrahmanyam Company Secretary

E Relatives of Key Management Personnel	
1	Mrs. E. Sujatha Reddy
2	Mr. E. Sunil Reddy
3	Mr. E. Sidhanth Reddy
4	Mr. E. Sanjeet Reddy
5	Miss E. Soma Reddy
6	Miss E. Suha Reddy

} Relative of Chairman & Managing Director

Consolidated notes forming part of Financial Statements

(All Amounts ₹ in million, unless otherwise stated)



75.2 Disclosure of transactions between the Company and related parties and the status of closing balances

(a) Transaction during the year

	Joint Ventures		Associates and others	
	2016-17	2015-16	2016-17	2015-16
Contract Revenue/Other operational income				
IVRCL BATPASCO WPIL & MHI (JV) Hyderabad	1,843.37	563.44	-	-
UNITY - IVRCL Joint Venture	(65.01)	824.00	-	-
IVRCL-MEIL (NC-28) Joint Venture	-	2.25	-	-
NAVAYUGA IVRCL & SEW JV	297.88	459.72	-	-
G.SHANKAR-IVRCL (J.V)	460.92	314.46	-	-
IVRCL DRN-INFRA JV	1,978.29	557.14	-	-
Others	1,806.94	2,787.01	-	-
	6,322.39	5,508.02		
Rent Expense				
A.P Enercon Engineers Private Limited	-	-	13.94	18.93
Sub-contracting Work Expenses/Purchase of Material				
Palladium Infrastructures & Projects Limited	-	-	470.66	369.86
Sale of Construction Material				
Palladium Infrastructures & Projects Limited	-	-	119.21	11.51
Interest Expense on Mobilisation Advance				
IVRCL BATPASCO WPIL & MHI (JV) Hyderabad	32.41	0.48	-	-
CR18G - IVRCL (JV)	-	4.68	-	-
IVRCL - CR18G Consortium(JV)	0.25	-	-	-
SAPL & MBL - IVRCL (JV)	5.98	7.64	-	-
IVRCL-MRT(JV)	-	8.94	-	-
	38.64	21.74		
Provision for doubtful Advances, Debts, Investments				
Others	0.13	-		
	0.13	-		
Loans and advances given/ (received)				
Unity IVRCL	(88.85)	(14.09)	-	-
IVRCL Sushee Consortium	(8.42)	5.16	-	-
IVRCL-MCCDL-TCL-DM Consortium	31.61	-	-	-
SAPL & MBL - IVRCL (JV)	1.50	73.24	-	-
Others	5.66	2.04	(3.00)	1.76
	(58.50)	66.35	(3.00)	1.76
Investment				
IVRCL - Navayuga & Sew	2.46	(17.33)	-	-
IVRCL,Sew & Prasad	12.14	(40.24)	-	-
IVRCL-CR18G (JV) Hyderabad	(11.57)	5.33	-	-
IVRCL - Sushee Joint Venture	(0.97)	0.01	-	-
IVRCL - BPL –UCC	-	0.06	-	-
IVRCL – RTE	(0.01)	0.04	-	-
IVRCL-KMB-HDO	0.05	4.22	-	-
	2.11	47.91		
Mobilisation & Material advance				
IVRCL-MRT(JV)	-	0.40	-	-

Consolidated notes forming part of Financial Statements

(All Amounts ₹ in million, unless otherwise stated)



(b) Closing balances

	Joint Venture			Associate and Others		
	As at March 31, 2017	As at March 31, 2016	As at April 1, 2015	As at March 31, 2017	As at March 31, 2016	As at April 1, 2015
Loans and advances						
UAN Raju IVRCL Construction JV	118.52	121.49	121.69	-	-	-
UNITY – IVRCL Joint Venture	387.19	476.04	490.13	-	-	-
SAPL & MBL - IVRCL (JV)	80.87	79.37	6.13	-	-	-
IVRCL International Infrastructures & Projects LLC	-	-	-	26.93	29.93	28.17
Others	238.94	207.13	199.71	-	-	-
	825.52	884.03	817.66	26.93	29.93	28.17
Investment						
IVRCL, Navayuga& SEW Joint Venture	80.49	78.02	95.36	-	-	-
IVRCL,SEW & PRASAD (J.V)	34.87	22.73	62.96	-	-	-
IVRCL - CR18G (JV)	35.67	47.23	41.91	-	-	-
IVRCL - Sushee Joint Venture	1.93	2.90	2.89	-	-	-
IVRCL - BPL -UCC – JV	2.88	2.88	2.82	-	-	-
IVRCL - RTE JV A/C	0.05	0.06	0.02	-	-	-
IVRCL-KMB-HDO Joint Venture	5.24	5.20	0.97	-	-	-
Bhanu IVRCL Associate	0.01	0.01	0.01	-	-	-
IVRCL-Tantia	0.20	0.20	0.20	-	-	-
	161.34	159.23	207.14	-	-	-
Other Payable						
IVRCL JL JV	0.20	98.98	-	-	-	-
IVRCL – KBL (JV) Hyderabad	59.57	153.55	40.07	-	-	-
IVRCL – KBL – MEIL (JV) Hyderabad	184.64	304.29	154.58	-	-	-
IVRCL BATPASCO WIPL & MHI JV	71.15	28.34	25.47	-	-	-
IVRCL – KIPL (JV)	-	-	161.93	-	-	-
IVRCL MBL JV	-	46.99	15.53	-	-	-
Others	61.24	58.55	23.99	-	-	-
	376.80	690.70	421.57	-	-	-
Trade payables for Construction expense						
Palladium Infrastructures & Projects Limited	-	-	-	159.25	148.43	28.14
AP ENERCON ENGINEERS	-	-	-	19.96	20.29	2.46
	-	-	-	179.21	168.72	30.60
Provision for doubtful advances						
Bhanu IVRCL Associates	32.13	32.12	32.12	-	-	-
SPCL - IVRCL JV	17.05	17.05	17.05	-	-	-
UAN Raju IVRCL Construction JV	66.74	66.74	66.74	-	-	-
IVRCL – Harsha (JV)	36.42	36.50	36.50	-	-	-
IVRCL Tantia Joint Venture	0.82	0.62	0.62	-	-	-
	153.16	153.02	153.02	-	-	-

Consolidated notes forming part of Financial Statements

(All Amounts ₹ in million, unless otherwise stated)



	Joint Venture			Associate and Others		
	As at March 31, 2017	As at March 31, 2016	As at April 1, 2015	As at March 31, 2017	As at March 31, 2016	As at April 1, 2015
Trade Receivables						
IVRCL, SEW & Prasad Hyderabad J.V	1,050.39	1,316.81	870.65	-	-	-
IVRCL, Navayuga & SEW Joint Venture	330.21	303.01	294.52	-	-	-
Navayuga, IVRCL & SEW J.V	61.29	343.88	7.90	-	-	-
IVRCL BATPASCO ABB & AAG (JV) Hyderabad	261.06	361.26	166.06	-	-	-
CR18G - IVRCL (JV)	315.49	109.69	128.40	-	-	-
IVRCL - KBL - MEIL (JV) Hyderabad	89.67	229.51	229.51	-	-	-
IVRCL - KBL (JV) Hyderabad	155.64	182.89	166.41	-	-	-
IVRCL JL JV	184.18	252.33	236.73	-	-	-
KMB - IVRCL JOINT VENTURE	871.78	871.78	308.81	-	-	-
IVRCL - CR18G Consortium (J.V)	212.43	263.16	372.43	-	-	-
IVRCL BATPASCO WPIL & MHI (JV) Hyderabad	399.06	324.27	491.93	-	-	-
MEIL IVRCL HCC & WPIL (JV)	133.22	194.39	178.21	-	-	-
IVRCL -G SHANKAR (JV).	431.31	233.49	734.11	-	-	-
IVRCL DRN-INFRA JV	680.57	531.44	-	-	-	-
Others	755.85	813.82	398.26	-	-	-
	5,932.15	6,331.73	4,583.93	-	-	-
Mobilisation and material advance received						
IVRCL, SEW & Prasad Hyderabad J.V	-	46.18	46.18	-	-	-
IVRCL - MBL (JV) Hyderabad	-	22.59	57.14	-	-	-
CR18G - IVRCL (JV)	-	58.78	85.95	-	-	-
IVRCL BATPASCO WPIL & MHI (JV) Hyderabad	-	69.71	107.39	-	-	-
IVRCL CR18G CONSORTIUM	17.13	24.63	39.63	-	-	-
SAPL & MBL - IVRCL (JV)	72.18	79.25	141.00	-	-	-
Others	0.40	0.40	-	-	-	-
	89.71	301.54	477.29	-	-	-
Mobilisation advance given						
Palladium Infrastructures & Projects Limited	-	-	-	4.19	66.53	136.05
Retention money payable						
Palladium Infrastructures & Projects Limited	-	-	-	164.84	114.06	260.54
Rent deposit Given						
Palladium Infrastructures & Projects Limited	-	-	-	1.38	1.38	1.38
Indus Palms Hotels & Resorts Limited	-	-	-	2.64	2.64	2.64
A.P. Enercon Engineers Private Limited	-	-	-	2.58	2.58	2.58
	-	-	-	6.60	6.60	6.60
Corporate Guarantee given						
Sushee IVRCL Arunachal Highways Ltd	-	-	-	743.00	743.00	743.00

Consolidated notes forming part of Financial Statements

(All Amounts ₹ in million, unless otherwise stated)



75.3 Transactions with Key Management Personnel/Relatives

Key Management Personnel/ Relatives	Designation	Remuneration#		Office Rent		Rent Deposit			Advance			Loan		
		2016-17	2015-16	2016-17	2015-16	As at March 31, 2017	As at March 31, 2016	As at April 1, 2015	As at March 31, 2017	As at March 31, 2016	As at April 1, 2015	As at March 31, 2017	As at March 31, 2016	As at April 1, 2015
1. Mr. E. Sudhir Reddy	Chairman & Managing director	27.91	0.77	2.70	2.46	0.5	0.5	0.50	-	18.69	25.02	17.57	24.80	-
2. Mr. K. Ashok Reddy	Joint Managing Director	4.87	8.88	-	-	-	-	-	3.50	3.50	6.94	-	-	-
3. Mr. R. Balarami Reddy	Joint Managing Director & CFO	4.92	8.62	-	-	-	-	-	3.38	3.38	7.02	-	-	-
4. Mr. B. Subrahmanyam	Company Secretary	2.06	1.73	-	-	-	-	-	-	-	-	-	-	-
5. Relatives		-	-	6.47	6.23	1.44	1.44	1.44	-	-	-	-	-	-
Total		39.76	20.00	9.17	8.69	1.94	1.94	1.94	6.88	25.57	38.98	17.57	24.80	

The above figure does not include expense towards post employment benefit valued by an actuary, as separate figures are not available.

Consolidated notes forming part of Financial Statements

(All Amounts ₹ in million, unless otherwise stated)



76. The following investments in equity/preference shares have been pledged in respect of loans taken by the company and its subsidiaries and associates:

S. No.	Name of the company	No. of shares as at March 31, 2017	No. of shares as at March 31, 2016	Pledged in favour of
1	IVRCL INDORE GUJARAT TOLLWAYS LIMITED	13,075,395	13,075,395	IDBI TRUSTEESHIP SERVICES Ltd
		16,364,031	12,562,635	IFCI Financial Services Ltd
2	IVRCL Chengapalli Tollways Limited	11,094,673	11,094,673	IDBI TRUSTEESHIP SERVICES Ltd
		10,659,587	10,659,587	IFCI Financial Services Ltd
3	IVRCL Chandrapur Tollways Limited	13,705,230	11,370,450	IDBI TRUSTEESHIP SERVICES LTD
		5,796,580	5,796,580	SBICAP TRUSTEE COMPANY LTD
		5,127,870	5,127,870	INDUSIND BANK
4	JALANDHRA AMRITSAR TOLLWAYS LIMITED	4,560,000	4,560,000	Canara Bank
		31,654,527	31,654,527	SBICAP TRUSTEE COMPANY LTD
5	SALEM TOLLWAYS LIMITED	26,164,612	26,164,612	IDBI TRUSTEESHIP SERVICES LTD
		15,237,039	15,237,039	TATA Capital
		5,000,000	5,000,000	SBICAP TRUSTEE COMPANY LTD (Preferential Shares face Value of ₹ 100/-)
6	KUMARAPALAYAM TOLLWAYS LIMITED	19,161,516	18,855,516	IDBI TRUSTEESHIP SERVICES LTD
		11,158,765	9,920,869	TATA Capital
7	CHENNAI WATER DESALINATION LIMITED	66,166,080	66,166,080	Canara bank
		25,947,482	25,947,482	Indusindbank
8	SPB DEVELOPERS Private Limited*	14,079,060	14,079,060	Andhra bank
		8,281,800	8,281,800	ICICI Bank
9	IOT UTKAL ENERGY SERVICES LIMITED	36,750,000	36,750,000	IDBI TRUSTEESHIP SERVICES LTD
		60,250,000	60,250,000	SBICAP TRUSTEE COMPANY LTD
10	HINDUSTAN DORR-OLIVER LIMITED	21,155,306	21,155,306	Bank of India
11	Sushee - IVRCL Arunachalhighways Ltd	6,162,000	6,162,000	Sushee Infra Private Ltd
		6,630	6,630	IDBI Trusteeship Services Ltd
12	IVRCL PSC Pipes Private Limited	167,000	167,000	SBICAP TRUSTEE COMPANY LTD
13	IVR Enviro Projects Private Limited	2,924,550	2,924,550	SBICAP TRUSTEE COMPANY LTD
14	IVRCL Steel Construction & Services Limited	50,000	50,000	SBICAP TRUSTEE COMPANY LTD
15	IVRCL-Cadagua Hogenakkal Water Treatment Company Pvt Ltd	6,000	6,000	SBICAP TRUSTEE COMPANY LTD
16	IVRCL Building Products Limited	599,995	599,995	SBICAP TRUSTEE COMPANY LTD
17	Saptashva Solar Limited	52,100	52,100	SBICAP TRUSTEE COMPANY LTD
18	IVRCL TLT Private Limited	10,000	10,000	SBICAP TRUSTEE COMPANY LTD
19	IVRCL Raipur - Bilaspur Tollways Limited	49,990	49,990	SBICAP TRUSTEE COMPANY LTD
20	IVRCL Narnual Bhiwani Tollways Limited	49,990	49,990	SBICAP TRUSTEE COMPANY LTD
21	First STP Private Limited	2,850,000	2,850,000	SBICAP TRUSTEE COMPANY LTD
22	IVRCL Gundugolanu Rajahmundry Tollways Limited	49,900	49,900	SBICAP TRUSTEE COMPANY LTD
23	IVRCL Patiala Bathinda Tollways Limited	49,900	49,900	SBICAP TRUSTEE COMPANY LTD
24	IVR Prime Developers (Tambaram) Private Limited	10,000	10,000	SBICAP TRUSTEE COMPANY LTD
25	RIHIM Developers Private Limited	10,000	10,000	SBICAP TRUSTEE COMPANY LTD
26	IVRCL Multilevel Car Parking Private Ltd	5,100	5,100	SBICAP TRUSTEE COMPANY LTD
27	IVRCL Goa Tollways Limited	49,990	49,990	SBICAP TRUSTEE COMPANY LTD

*Subsequent to the year end, Andhra Bank has sent demand notice dated May 29, 2017 to SPB Developers Private Limited initiating recovery proceedings under the Securitization and Reconstruction of Financial Assets and Enforcement of Security Interest Act 2002.

Consolidated notes forming part of Financial Statements

(All Amounts ₹ in million, unless otherwise stated)



77. List of interest in other entities

Sl. No.	Name of the Company	Country of Incorporation	% of Group's ownership			Principle Activity
			March 31, 2017	March 31, 2016	April 01, 2015	
1	Hindustan Dorr-Oliver Limited	India	55.28	55.28	55.28	EPC
2	IVRCL PSC Pipes Private Limited	India	66.43	66.43	66.43	Manufacturing
3	IVR Enviro Projects Private Limited	India	97.49	97.49	97.49	Real estate development
4	Chennai Water Desalination Limited	India	75.00	75.00	75.00	Water desalination
5	Salem Tollways Limited	India	100.00	100.00	100.00	Road Infrastructure
6	Kumarapalyam Tollways Limited	India	100.00	100.00	100.00	Road Infrastructure
7	IVRCL Steel Construction & Services Limited	India	100.00	100.00	100.00	Construction
8	Jalandhar Amritsar Tollways Limited	India	100.00	100.00	100.00	Road Infrastructure
9	IVRCL Indore Gujarat Tollways Limited	India	56.76	56.76	56.76	Road Infrastructure
10	IVRCL Chengapalli Tollways Limited	India	100.00	100.00	100.00	Road Infrastructure
11	IVRCL Patalaganga Truck Terminals Private Limited	India	100.00	100.00	100.00	Construction
12	IVRCL Goa Tollways Limited	India	100.00	100.00	100.00	Road Infrastructure
13	IVRCL-Cadagua Hogenakkal Water Treatment Company Private Limited	India	60.000	60.00	60.00	Construction
14	Alkor Petroo Limited	India	64.03	64.03	64.03	Petroleum exploration
15	IVRCL Building Products Limited	India	60.00	60.00	60.00	Construction
16	IVRCL Chandrapur Tollways Limited	India	100.00	100.00	100.00	Road Infrastructure
17	Sapthashva Solar Limited	India	51.00	51.00	51.00	Manufacturing
18	RIHIM Developers Private Limited2	India	100.00	100.00	100.00	Real estate development
19	IVRCL TLT Private Limited	India	100.00	100.00	100.00	Manufacturing
20	IVRCL Raipur Bilaspur Tollways Limited	India	100.00	100.00	100.00	Road Infrastructure
21	IVRCL Narnual Bhiwani Tollways Limited	India	100.00	100.00	100.00	Road Infrastructure
22	IVR Hotels and Resorts Limited	India	66.88	66.88	66.88	Hotel & Resorts
23	SPB Developers Private Limited	India	100.00	100.00	100.00	Road Infrastructure
24	IVRCL Multilevel Car Parking Private Limited	India	51.00	51.00	51.00	Construction
25	IVRCL Lanka (Private) Limited	Sri Lanka	100.00	100.00	100.00	Construction
26	First STP Private Limited	India	100.00	100.00	100.00	Construction
27	IVRCL Gundugolanu Rajahmundry Tollways Limited	India	100.00	100.00	100.00	Road Infrastructure
28	IVRCL Patiala Bathinda Tollways Limited	India	100.00	100.00	100.00	Road Infrastructure
29	IVR Prime Developers (Tambaram) Private Limited	India	100.00	100.00	100.00	Real estate & development

Consolidated notes forming part of Financial Statements

(All Amounts ₹ in million, unless otherwise stated)



Sl. No.	Name of the Company	Country of Incorporation	% of Group's ownership			Principle Activity
			March 31, 2017	March 31, 2016	April 01, 2015	
30	HDO Technologies Limited	India	100.00	100.00	100.00	Manufacturing
31	HDO (UK) Limited	UK	100.00	100.00	100.00	Manufacturing
32	Davymarkham (India) Private Limited	India	100.00	100.00	100.00	EPC
33	HDO Zambia Limited	Zambia	100.00	100.00	100.00	EPC
34	IVR Prime Developers (Palakkad) Private Limited	India	100.00	100.00	100.00	Real estate & development
35	IVR Prime Developers (Guindy) Private Limited	India	100.00	100.00	100.00	Real estate & development
36	IVRCL Mega Malls Limited	India	100.00	100.00	100.00	Real estate & development
37	Agaram Developers Private Limited	India	100.00	100.00	100.00	Real estate & development
38	Mummidi Developers Private Limited	India	100.00	100.00	100.00	Real estate & development
39	Samatteri Developers Private Limited	India	100.00	100.00	100.00	Real estate & development
40	Annupampattu Developers Private Limited	India	100.00	100.00	100.00	Real estate & development
41	Tirumani Developers Private Limited	India	100.00	100.00	100.00	Real estate & development
42	Ilavampedu Developers Private Limited	India	100.00	100.00	100.00	Real estate & development
43	Gajuwaka Developers Private Limited	India	100.00	100.00	100.00	Real estate & development
44	IVR Prime Developers (Mylapore) Private Limited	India	100.00	100.00	100.00	Real estate & development
45	Chodavaram Developers Private Limited	India	100.00	100.00	100.00	Real estate & development
46	Simhachalam Prime Developers Private Limited	India	100.00	100.00	100.00	Real estate & development
47	Siripuram Developers Private Limited	India	100.00	100.00	100.00	Real estate & development
48	Bibinagar Developers Private Limited	India	100.00	100.00	100.00	Real estate & development
49	IVR Prime Developers (Erode) Private Limited	India	100.00	100.00	100.00	Real estate & development
50	IVR Prime Developers (Guntur) Private Limited	India	100.00	100.00	100.00	Real estate & development
51	IVR Prime Developers (Kakinada) Private Limited	India	100.00	100.00	100.00	Real estate & development
52	IVR Prime Developers (Araku) Private Limited	India	100.00	100.00	100.00	Real estate & development

Consolidated notes forming part of Financial Statements

(All Amounts ₹ in million, unless otherwise stated)



Sl. No.	Name of the Company	Country of Incorporation	% of Group's ownership			Principle Activity
			March 31, 2017	March 31, 2016	April 01, 2015	
53	IVR Prime Developers (Pudukkottai) Private Limited1	India	100.00	100.00	100.00	Real estate & development
54	Absorption Aircon Engineer Private Limited	India	100.00	100.00	100.00	Real estate & development
55	IVR Vaanaprastha Private Limited	India	100.00	100.00	100.00	Real estate & development
56	IVR PUDL Resorts & Clubs Private Limited	India	100.00	100.00	100.00	Real estate & development
57	IVR Prime Developers (Thandiarpet) Private Limited	India	100.00	100.00	100.00	Real estate & development
58	IVR Prime Developers (Gummidipundy) Private Limited	India	100.00	100.00	100.00	Real estate & development
59	IVR Prime Developers (Kodambakkam) Private Limited	India	100.00	100.00	100.00	Real estate & development
60	IVR Prime Developers (Arumbakkam) Private Limited	India	100.00	100.00	100.00	Real estate & development
61	IVR Prime Developers (Anna Nagar) Private Limited	India	100.00	100.00	100.00	Real estate & development
62	IVRCL Solar Energy Private Limited	India	100.00	100.00	100.00	Solar Energy
63	IVR Prime Developers (Amalapuram) Private Limited	India	100.00	100.00	100.00	Real estate & development
64	IVR Prime Developers (Anakapalle) Private Limited	India	100.00	100.00	100.00	Real estate & development
65	IVR Prime Developers (Rajampeta) Private Limited	India	100.00	100.00	100.00	Real estate & development
66	IVR Prime Developers (Tanuku) Private Limited	India	100.00	100.00	100.00	Real estate & development
67	IVR Prime Developers (Red Hills) Private Limited	India	100.00	100.00	100.00	Real estate & development
68	IVR Prime Developers (Rajahmundry) Private Limited	India	100.00	100.00	100.00	Real estate & development
69	IVR Prime Developers (Tuni) Private Limited	India	100.00	100.00	100.00	Real estate & development
70	IVR Prime Developers (Bobbilli) Private Limited	India	100.00	100.00	100.00	Real estate & development
71	IVR Prime Developers (Bhimavaram) Private Limited	India	100.00	100.00	100.00	Real estate & development
72	IVR Prime Developers (Adayar) Private Limited	India	100.00	100.00	100.00	Real estate & development
73	IVR Prime Developers (Ananthapuram) Private Limited	India	100.00	100.00	100.00	Real estate & development
74	IVR Prime Developers (Perumbadur) Private Limited	India	100.00	100.00	100.00	Real estate & development

Consolidated notes forming part of Financial Statements

(All Amounts ₹ in million, unless otherwise stated)



Sl. No.	Name of the Company	Country of Incorporation	% of Group's ownership			Principle Activity
			March 31, 2017	March 31, 2016	April 01, 2015	
75	IVR Prime Developers (Egmore) Private Limited	India	100.00	100.00	100.00	Real estate & development
76	IVR Prime Developers (Ashram) Private Limited	India	100.00	100.00	100.00	Real estate & development
77	IVR Prime Developers (Retrial Homes) Private Limited	India	100.00	100.00	100.00	Real estate & development
78	Geo IVRCL Engineering Limited	India	100.00	100.00	100.00	EPC
79	Duvvda Developers Private Limited	India	100.00	100.00	100.00	Real estate & development
80	Kunnam Developers Private Limited	India	100.00	100.00	100.00	Real estate & development
81	Vedurwada Developers Private Limited	India	100.00	100.00	100.00	Real estate & development
82	Rudravaram Developers Private Limited	India	100.00	100.00	100.00	Real estate & development
83	Geo Prime Developers Private Limited	India	100.00	100.00	100.00	Real estate & development
84	Theata Developers Private Limited	India	100.00	100.00	100.00	Real estate & development
85	Kasibugga Developers Private Limited	India	100.00	100.00	100.00	Real estate & development
86	Vijayawada Developers Private Limited	India	100.00	100.00	100.00	Real estate & development
87	Eluru Developers Private Limited	India	100.00	100.00	100.00	Real estate & development
88	Chengapally Road Infra Private Limited	India	100.00	100.00	100.00	Road Infrastructure
89	IVRCL EPC Limited	India	100.00	100.00	100.00	EPC

78. Segment Reporting

a) Business segment:

The Group has considered "Engineering & Construction", "Real estate & others" and "Manufacturing" as one business segment for disclosure in the context of Indian Accounting Standard 108 "Operating Segment".

b) Geographical Segment:

During the period under report, the Group has engaged in its business primarily within India. The conditions prevailing in India being uniform, no separate geographical disclosure is considered necessary.

Engineering & construction includes details of goods traded by Hindustan Dorr oliver Limited, a subsidiary Company.

Consolidated notes forming part of Financial Statements

(All Amounts ₹ in million, unless otherwise stated)



Particulars	March 31, 2017				March 31, 2016			
	Engineering & Construction	Real Estate & Others	Manufacturing	Total	Engineering & Construction	Real Estate & Others	Manufacturing	Total
Total Revenue	25,106.05	151.22	829.68	26,086.95	29,121.96	32.88	941.36	30,096.19
Inter-Segment Sales			(112.13)	(112.13)			(131.99)	(131.99)
External Sales	25,106.05	151.22	717.55	25,974.82	29,121.96	32.88	809.37	29,964.20
Segment Loss before financial, exceptional item and tax	(1,992.46)	(41.71)	(85.58)	(2,119.75)	(3,649.75)	(36.03)	(101.15)	(3,786.94)
Finance Cost								
- Allocated	(11,505.04)	(72.70)	(362.19)	(11,939.93)	(10,229.57)	(64.89)	(303.51)	(10,597.98)
Other Income	683.57	10.71	3.59	697.87	677.73	2.76	3.40	683.88
Exceptional Items	(2,463.17)	-	(774.82)	(3,237.99)	252.97	-	-	252.97
Loss before tax	(16,658.54)	(114.41)	(1,222.59)	(17,995.54)	(14,816.17)	(100.92)	(404.66)	(15,321.76)
Segment assets	132,698.28	11,986.12	2,410.20	147,094.60	127,435.56	12,199.12	3,339.86	142,974.54
Unallocated corporate assets				2,506.89				3,524.82
Total Assets				149,601.49				146,499.36
Segment liabilities	150,947.19	2,373.20	3,339.67	156,660.07	141,000.02	2,332.43	2,591.77	145,924.23
Total Liabilities				156,660.07				145,924.23
Depreciation	1,793.33	17.40	21.80	1,832.53	1,739.41	19.48	16.49	1,775.38
Non cash expenses other than depreciation	6,582.06	-	774.94	7,357.00	1,842.39	11.86	23.30	1,877.54
Capital expenditure	8,150.07	2.19	0.13	8,152.39	10,960.76	0.02	0.51	10,961.29

Consolidated notes forming part of Financial Statements

(All Amounts ₹ in million, unless otherwise stated)



79. Additional information as required by Paragraph 2 of the General Instructions for Preparation of Consolidated Financial Statements to Schedule III to the Companies Act, 2013

S. No.	Name of the Entity in the Group	Net Assets, i.e., total assets minus total liabilities		Share in Profit or Loss		Share in Other Comprehensive Income		Share in Total Comprehensive Income	
		As % of consolidated Net Assets	Amount (₹ In million)	As % of consolidated profit or loss	Amount (₹ In million)	As % of consolidated other comprehensive income	Amount (₹ In million)	As % of consolidated total comprehensive income	Amount (₹ In million)
	IVRCL Limited	(101.01)	3,870.27	22.45	(1,295.36)	80.65	(18.35)	22.68	(1,313.71)
	Indian Subsidiaries								
	Hindustan Dorr-Oliver Limited	368.45	(14,116.71)	81.89	(4,723.97)	4.87	(1.11)	81.58	(4,725.08)
	HDO Technologies Limited	17.38	(665.83)	22.09	(1,274.53)	2.20	(0.50)	22.01	(1,275.03)
	Davymarkham India Private Limited	(0.001)	0.04	0.00009	(0.01)	-	-	0.0001	(0.01)
	IVRCL PSC Pipes Private Limited	0.06	(2.46)	0.00049	(0.03)	-	-	0.0005	(0.03)
	IVRCL Steel Construction & Services Limited	(0.01)	0.53	-0.00001	0.00	-	-	(0.00001)	0.00
	IVRCL Patalaganga Trucks Terminal Private Limited	(0.50)	19.20	0.16	(9.14)	-	-	0.16	(9.14)
	Alkor Petroo Limited	(0.76)	29.12	0.04	(2.37)	-	-	0.04	(2.37)
	IVRCL Building Products Limited	4.76	(182.25)	0.002	(0.10)	-	-	0.002	(0.10)
	Sapthashva Solar Limited	0.71	(27.28)	0.02	(1.10)	-	-	0.02	(1.10)
	RHIM Developers Private Limited	(137.16)	5,254.99	0.13	(7.28)	-	-	0.13	(7.28)
	IVRCL TLT Private Limited	(2.02)	77.41	(0.08)	4.60	0.54	(0.12)	(0.08)	4.48
	IVRCL-Cadagua Hogenakkal Water Treatment Company Private Limited	(0.72)	27.49	(0.10)	5.74	-	-	(0.10)	5.74
	IVR Hotels and Resorts Limited	(109.36)	4,190.03	1.84	(106.27)	-	-	1.83	(106.27)
	First STP Private Limited	(2.13)	81.48	(0.03)	2.00	-	-	(0.03)	2.00
	Jalandhar Amritsar Tollways Limited	(15.55)	595.60	5.30	(305.90)	2.16	(0.49)	5.29	(306.39)
	Chennai Water Desalination Limited	5.73	(219.60)	0.61	(35.02)	0.44	(0.10)	0.61	(35.12)
	Kumarapalayam Tollways Limited	4.58	(175.45)	1.08	(62.51)	1.94	(0.44)	1.09	(62.95)
	Salem Tollways Limited	(24.55)	940.57	0.90	(51.84)	2.07	(0.47)	0.90	(52.31)
	SPB Developers Private Limited	(18.57)	711.32	0.08	(4.43)	-	-	0.08	(4.43)
	IVRCL Indore Gujarat Tollways Limited	(97.89)	3,750.62	0.62	(35.97)	-	-	0.62	(35.97)
	IVRCL Chengapalli Tollways Limited	(40.28)	1,543.40	7.54	(435.22)	7.39	(1.68)	7.54	(436.90)
	IVRCL Goa Tollways Limited	(0.01)	0.50	-	-	-	-	-	-

Consolidated notes forming part of Financial Statements

(All Amounts ₹ in million, unless otherwise stated)



S. No.	Name of the Entity in the Group	Net Assets, i.e., total assets minus total liabilities		Share in Profit or Loss		Share in Other Comprehensive Income		Share in Total Comprehensive Income	
		As % of consolidated Net Assets	Amount (₹ In million)	As % of consolidated profit or loss	Amount (₹ In million)	As % of consolidated other comprehensive income	Amount (₹ In million)	As % of consolidated total comprehensive income	Amount (₹ In million)
	IVRCL Chandrapur Tollways Limited	(62.36)	2,389.16	5.07	(292.65)	1.01	(0.23)	5.06	(292.88)
	IVRCL Multilevel Car Parking Pvt Limited	(0.003)	0.10	-	-	-	-	-	-
	IVRCL Raipur Bilaspur Tollways Limited	0.48	(18.47)	0.0005	(0.03)	-	-	0.0005	(0.03)
	IVRCL Narraul Bhiwani Tollways Limited	(0.01)	0.47	0.0005	(0.03)	-	-	0.0005	(0.03)
	IVRCL Gundugolanu Rajahmundry Tollways Limited	(0.01)	0.47	0.0005	(0.03)	-	-	0.0005	(0.03)
	IVRCL Patiala Bathinda Tollways Limited	(0.01)	0.33	0.0029	(0.17)	-	-	0.0029	(0.17)
	IVR Prime Developers (Palakkad) Private Limited	0.05	(1.85)	0.0005	(0.03)	-	-	0.0005	(0.03)
	IVR Prime Developers (Guindy) Private Limited	0.04	(1.53)	0.0005	(0.03)	-	-	0.0005	(0.03)
	Mummididi Developers Private Limited	0.004	(0.16)	0.0004	(0.03)	-	-	0.0004	(0.03)
	Samatteri Developers Private Limited	0.004	(0.16)	0.0004	(0.03)	-	-	0.0004	(0.03)
	IVR Prime Developers (Amalapuram) Private Limited	0.003	(0.13)	0.0004	(0.03)	-	-	0.0004	(0.03)
	IVR Prime Developers (Guntur) Private Limited	0.003	(0.13)	0.0004	(0.03)	-	-	0.0004	(0.03)
	Absorption Aircon Engineer Private Limited	0.01	(0.26)	0.0005	(0.03)	-	-	0.0005	(0.03)
	IVRCL Solar Energy Private Limited	(0.01)	0.30	0.0005	(0.03)	-	-	0.0005	(0.03)
	Bibinagar Developers Private Limited	0.003	(0.11)	0.0004	(0.03)	-	-	0.0004	(0.03)
	IVR Prime Developers (Red Hills) Private Limited	0.003	(0.11)	0.0004	(0.03)	-	-	0.0004	(0.03)
	IVR Prime Developers (Tuni) Private Limited	0.003	(0.11)	0.0005	(0.03)	-	-	0.0005	(0.03)
	IVR Prime Developers (Bobbili) Private Limited	0.003	(0.11)	0.0005	(0.03)	-	-	0.0005	(0.03)
	IVR Prime Developers (Bhimavaram) Private Limited	0.003	(0.11)	0.0005	(0.03)	-	-	0.0005	(0.03)
	Simhachalam Prime Developers Private Limited	0.004	(0.13)	0.0005	(0.03)	-	-	0.0005	(0.03)
	Agaram Developers Private Limited	0.004	(0.16)	0.0005	(0.03)	-	-	0.0005	(0.03)
	Siripuram Developers Private Limited	0.003	(0.13)	0.0004	(0.02)	-	-	0.0004	(0.02)
	IVR Prime Developers (Araku) Private Limited	0.003	(0.13)	0.0004	(0.02)	-	-	0.0004	(0.02)
	IVR Prime Developers (Erode) Private Limited	0.003	(0.13)	0.0004	(0.02)	-	-	0.0004	(0.02)
	IVR Vaanaprastha Private Limited	0.01	(0.23)	0.0004	(0.02)	-	-	0.0004	(0.02)
	IVR PUDL Resorts & Clubs Private Limited	0.005	(0.18)	0.0004	(0.02)	-	-	0.0004	(0.02)
	IVRCL Megamalls Limited	(0.003)	0.10	0.0004	(0.02)	-	-	0.0004	(0.02)

Consolidated notes forming part of Financial Statements

(All Amounts ₹ in million, unless otherwise stated)



S. No.	Name of the Entity in the Group	Net Assets, i.e., total assets minus total liabilities		Share in Profit or Loss		Share in Other Comprehensive Income		Share in Total Comprehensive Income	
		As % of consolidated Net Assets	Amount (₹ In million)	As % of consolidated profit or loss	Amount (₹ In million)	As % of consolidated other comprehensive income	Amount (₹ In million)	As % of consolidated total comprehensive income	Amount (₹ In million)
	Annupampattu Developers Private Limited	0.004	(0.16)	0.0005	(0.03)	-	-	0.0005	(0.03)
	Ilavampedu Developers Private Limited	0.004	(0.16)	0.0005	(0.03)	-	-	0.0005	(0.03)
	Chodavaram Developers Private Limited	0.003	(0.13)	0.0004	(0.02)	-	-	0.0004	(0.02)
	Gajuwaka Developers Private Limited	0.003	(0.13)	0.0004	(0.02)	-	-	0.0004	(0.02)
	Tirumani Developers Private Limited	0.004	(0.14)	0.0004	(0.03)	-	-	0.0004	(0.03)
	IVR Prime Developers (Adayar) Private Limited	0.003	(0.11)	0.0004	(0.02)	-	-	0.0004	(0.02)
	IVR Prime Developers (Egmore) Private Limited	0.003	(0.11)	0.0004	(0.02)	-	-	0.0004	(0.02)
	Geo IVRCL Engineering Limited	(0.01)	0.46	(0.0002)	0.01	-	-	(0.0002)	0.01
	Geo Prime Developers Private Limited	0.003	(0.13)	0.0004	(0.0223)	-	-	0.0004	(0.02)
	Kasibugga Developers Private Limited	0.004	(0.13)	0.0005	(0.0266)	-	-	0.0005	(0.03)
	Kunnam Developers Private Limited	0.004	(0.16)	0.0005	(0.0265)	-	-	0.0005	(0.03)
	Rudravaram Developers Private Limited	0.004	(0.14)	0.0004	(0.0257)	-	-	0.0004	(0.03)
	Theata Developers Private Limited	0.003	(0.13)	0.0004	(0.0226)	-	-	0.0004	(0.02)
	Vedurwada Developers Private Limited	0.004	(0.14)	0.0004	(0.0260)	-	-	0.0004	(0.03)
	Vijayawada Developers Private Limited	0.003	(0.13)	0.0004	(0.0226)	-	-	0.0004	(0.02)
	Duvvda Developers Private limited	0.004	(0.14)	0.0005	(0.0265)	-	-	0.0005	(0.03)
	Eluru Developers Private limited	0.003	(0.13)	0.0004	(0.0226)	-	-	0.0004	(0.02)
	IVR Prime Developers (Tambaram) Private Limited	0.004	(0.16)	0.0005	(0.0263)	-	-	0.0005	(0.03)
	IVR Enviro Projects Private Limited	0.13	(4.96)	0.06	(3.7400)	-	-	-	(3.74)
	Foreign Subsidiaries								
	IVRCL Lanka Private Limited	(11.60)	444.47	-	-	-	-	-	-
	Total	(222.04)	8,507.25	149.71	(8,636.28)	103.25	(23.49)	149.52	(8,659.77)
	a) Adjustments arising out of consolidation	218.33	(1,7252.36)	(3.36)	193.76	-	-	(3.35)	193.78
	b) Minority interest								
	Indian Subsidiaries	(10.67)	843.24	(46.35)	(2,673.66)	(3.25)	0.74	(46.18)	(2,674.40)
	Foreign Subsidiaries								
	Consolidated Net Assets/Profit after tax	100.00	(7,901.87)	100.00	(5,768.86)	100.00	(22.75)	100.00	(5,791.61)

Consolidated notes forming part of Financial Statements

(All Amounts ₹ in million, unless otherwise stated)



80. Nature and purpose of reserves

- a **Capital Reserve:** Pursuant to the Composite Scheme of Arrangement under Section 391 to 394 of the Companies Act, 1956 between the Company, IVRCL Assets & Holdings Limited (IVRCL A&H), RIHIM Developers Private Limited (RDPL) and IVRCL TLT Private Limited (IVRCL TLT) and their respective shareholders, which was sanctioned by the Hon'ble High Court of Andhra Pradesh in earlier year, the excess of assets over liabilities has been credited to Capital Reserve. Further, in case of one of the subsidiary company i.e. Hindustan Dorr-Oliver Limited the capital reserve was recognized on pursuant to the Scheme of arrangement approved by the Hon'ble Mumbai High Court. This reserve is not freely available for distribution to the shareholders.
- b **Securities premium:** The amount of difference between the issue price and the face value of the shares is recognized in Securities premium.
- c **Debenture redemption reserve:** The Holding Company is required to create a debenture redemption reserve out of the profits which are available for payment of dividend to be utilised for the purpose of redemption of debentures in accordance with the provisions of the Act.
- d **General reserve:** General reserve is the accumulation of the portions of the net profits transferred by the Company in the past years pursuant to the earlier provisions of the Companies Act, 1956.
- e **Retained earnings:** Retained earnings comprise of the profits of the Company earned till date net of distributions and other adjustments.
- f **Foreign Exchange Translation Reserve:** Exchange difference arising on translation of the long term monetary asset is accumulated in separate reserve within equity. The cumulative amount is reclassified to the Statement of Profit and Loss over the life of the monetary asset on a straight line basis.
- g **Other items of other Comprehensive Income:** The Group has recognized remeasurement gains/ (loss) on defined benefit plans in OCI. These changes are accumulated within the OCI reserve within other equity.

In terms of our report attached

For CHATURVEDI & PARTNERS

Chartered Accountants

Firm Registration No. 307068E

For and on behalf of the Board of Directors

RAVINDRA NATH CHATURVEDI

Partner

Membership No. 092087

E. SUDHIR REDDY

Chairman & Managing Director

DIN: 00023518

R. BALARAMI REDDY

Joint Managing Director & CFO

DIN: 00022176

B. SUBRAHMANYAM

Company Secretary

Date : May 30, 2017

Place : Hyderabad

Statement containing salient features and financials of subsidiaries/ associate companies/ joint ventures

Part "A": Subsidiaries

S. No	Name of the Company	Capital (1)	Reserves (2)	Total Assets (3)	Total Liabilities (excluding 1&2) (4)	Details of Investment (except in case of Investment in Subsidiaries) (5)	Turnover/ Income (6)	Profit Before Taxation (7)	Provision for Taxation (8)	Profit After Taxation (9)	Proposed Dividend (10)	% of Shareholding (11)
1	Hindustan Dorr-Oliver Limited	144	(14,013)	4,069	17,938	-	955.73	(4,723.22)	0.74	(4,723.97)	-	55.28
2	IVRCL PSC Pipes Private Limited	2.51	(4.97)	70.40	72.85	-	0.00	(0.03)	-	(0.03)	-	66.43
3	IVR Enviro Projects Private Limited	30.00	(34.96)	41.38	46.35	-	0.01	(3.74)	-	(3.74)	-	97.49
4	IVRCL Steel Construction & Services Limited	0.50	0.03	190.27	189.74	-	0.03	0.001	0.000	0.001	-	100
5	IVRCL Patalaganga Trucks Terminal Private Limited	0.53	18.66	168.89	149.69	-	8.06	(9.14)	-	(9.14)	-	100
6	Aikor Petroo Limited	87.85	(58.73)	2,238.35	2,209.23	-	0.74	(2.37)	-	(2.37)	-	64.03
7	IVRCL Building Products Limited	10.00	(192.05)	121.74	303.78	-	0.04	(0.10)	-	(0.10)	-	60.00
8	Sapthashva Solar Limited	1.02	(28.30)	27.82	55.10	-	0.04	(1.10)	-	(1.10)	-	51.00
9	RIHIM Developers Private Limited	0.10	5,258.66	5,630.68	371.92	-	150.14	(7.28)	-	(7.28)	-	100
10	IVRCL TLT Private Limited	0.10	77.31	544.78	467.37	-	520.79	10.03	5.43	4.60	-	100
11	IVRCL-Cadagua Hogenakkal Water Treatment Company Private Limited	0.10	27.39	59.97	32.47	-	56.80	8.87	3.13	5.74	-	60.00
12	IVR Hotels and Resorts Limited	3.58	4,187.86	4,965.60	774.17	-	2.59	(106.27)	-	(106.27)	-	66.88
13	First STP Private Limited	30.00	51.48	168.35	86.87	-	10.59	2.47	0.47	2.00	-	100
14	Jalandhar Amritsar Tollways Limited	489.39	106.21	4,900.59	4,305.00	-	424.73	(316.45)	10.55	(305.90)	-	100
15	Chennai Water Desalination Limited	1,729.83	(1,949.44)	3,217.39	4,436.99	-	1,863.36	(35.02)	-	(35.02)	-	75.00
16	Kumarapalayam Tollways Limited	375.72	(551.16)	3,412.45	3,587.90	-	564.19	(62.51)	-	(62.51)	-	100
17	Salem Tollways Limited	513.03	427.54	5,324.07	4,383.50	-	558.10	(51.84)	-	(51.84)	-	100
18	SPB Developers Private Limited	290.62	420.70	4,036.50	3,325.18	-	255.92	(4.43)	-	(4.43)	-	100
19	IVRCL Indore Gujarat Tollways Limited	588.42	3,162.20	21,371.76	17,621.14	-	1,842.91	(35.97)	-	(35.97)	-	56.76
20	IVRCL Chengapalli Tollways Limited	217.54	1,325.86	12,323.59	10,780.19	-	807.60	(435.22)	-	(435.22)	-	100
21	IVRCL Goa Tollways Limited	0.50	-	-	(0.50)	-	-	-	-	-	-	100
22	IVRCL Chandrapur Tollways Limited	268.73	2,120.43	8,811.83	6,422.67	-	146.03	(292.65)	-	(292.65)	-	100
23	IVRCL Multilevel Car Parking Pvt Limited	0.10	-	-	(0.10)	-	-	-	-	-	-	51.00
24	IVRCL Raipur Tollways Limited	0.50	(18.97)	121.65	140.12	-	-	(0.03)	-	(0.03)	-	100
25	IVRCL Narnaul Bhiwani Tollways Limited	0.50	(0.03)	0.49	0.02	-	-	(0.03)	-	(0.03)	-	100
26	IVRCL Gundugolanu Rajahmundry Tollways Limited	0.50	(0.03)	1.38	0.91	-	-	(0.03)	-	(0.03)	-	100
27	IVRCL Patiala Bathinda Tollways Limited	0.50	(0.17)	19.97	19.63	-	-	(0.17)	-	(0.17)	-	100
28	IVRCL Lanka Private Limited	385.19	59.28	1,468.30	1,023.82	-	-	-	-	-	-	100
29	HDO Technologies Limited	12.88	(678.70)	2,208.43	2,874.25	-	324.14	(1,219.79)	54.73	(1,274.53)	-	100
30	IVR Prime Developers (Palakkad) Private Limited	0.10	(1.95)	2.91	4.76	-	-	(0.03)	-	(0.03)	-	100
31	IVR Prime Developers (Guindy) Private Limited	0.10	(1.63)	3.20	4.73	-	-	(0.03)	-	(0.03)	-	100
32	Mummidhi Developers Private Limited	0.10	(0.26)	64.87	65.03	-	-	(0.03)	-	(0.03)	-	100
33	Samatteri Developers Private Limited	0.10	(0.26)	54.66	54.82	-	-	(0.03)	-	(0.03)	-	100
34	IVR Prime Developers (Amalapuram) Private Limited	0.10	(0.23)	0.34	0.47	-	-	(0.03)	-	(0.03)	-	100

Part "A": Subsidiaries		(₹ in million)										
S. No	Name of the Company	Capital (1)	Reserves (2)	Total Assets (3)	Total Liabilities (excluding 1&2) (4)	Details of Investment (except in case of Investment in Subsidiaries) (5)	Turnover/ Income (6)	Profit Before Taxation (7)	Provision for Taxation (8)	Profit After Taxation (9)	Proposed Dividend (10)	% of Shareholding (11)
35	IVR Prime Developers (Guntur) Private Limited	0.10	(0.23)	36.38	36.51	-	-	(0.03)	-	(0.03)	-	100
36	Absorption Aircon Engineer Private Limited	0.37	(0.63)	111.52	111.78	-	-	(0.03)	-	(0.03)	-	100
37	IVRCL Solar Energy Private Limited	0.50	(0.20)	0.34	0.04	-	-	(0.03)	-	(0.03)	-	100
38	Bibinagar Developers Private Limited	0.10	(0.21)	19.95	20.06	-	-	(0.03)	-	(0.03)	-	100
39	IVR Prime Developers (Red Hills) Private Limited	0.10	(0.21)	59.83	59.94	-	-	(0.03)	-	(0.03)	-	100
40	IVR Prime Developers (Tuni) Private Limited	0.10	(0.21)	28.19	28.30	-	-	(0.03)	-	(0.03)	-	100
41	IVR Prime Developers (Bobbili) Private Limited	0.10	(0.21)	33.19	33.30	-	-	(0.03)	-	(0.03)	-	100
42	IVR Prime Developers (Bhimavaram) Private Limited	0.10	(0.21)	22.98	23.09	-	-	(0.03)	-	(0.03)	-	100
43	Simhachalam Prime Developers Private Limited	0.10	(0.23)	0.01	0.14	-	-	(0.03)	-	(0.03)	-	100
44	Agaram Developers Private Limited	0.10	(0.26)	34.92	35.08	-	-	(0.03)	-	(0.03)	-	100
45	Siripuram Developers Private Limited	0.10	(0.23)	35.78	35.91	-	-	(0.02)	-	(0.02)	-	100
46	IVR Prime Developers (Araku) Private Limited	0.10	(0.23)	0.93	1.06	-	-	(0.02)	-	(0.02)	-	100
47	IVR Prime Developers (Erode) Private Limited	0.10	(0.23)	1.12	1.25	-	-	(0.02)	-	(0.02)	-	100
48	IVR Vaanaprastha Private Limited	0.15	(0.38)	14.08	14.32	-	-	(0.02)	-	(0.02)	-	100
49	IVR PUDL Resorts & Clubs Private Limited	0.15	(0.33)	112.83	113.01	-	-	(0.02)	-	(0.02)	-	100
50	IVRCL Megamalls Limited	0.50	(0.40)	32.39	32.29	-	0.01	(0.02)	-	(0.02)	-	100
51	Annapampattu Developers Private Limited	0.10	(0.26)	23.89	24.04	-	-	(0.03)	-	(0.03)	-	100
52	Ilavampedu Developers Private Limited	0.10	(0.26)	20.08	20.24	-	-	(0.03)	-	(0.03)	-	100
53	Chodavaram Developers Private Limited	0.10	(0.23)	28.46	28.59	-	-	(0.02)	-	(0.02)	-	100
54	Gajuwaka Developers Private Limited	0.10	(0.23)	176.99	177.12	-	-	(0.02)	-	(0.02)	-	100
55	Tirumani Developers Private Limited	0.10	(0.24)	91.89	92.03	-	-	(0.03)	-	(0.03)	-	100
56	IVR Prime Developers (Adayar) Private Limited	0.10	(0.21)	20.95	21.06	-	-	(0.02)	-	(0.02)	-	100
57	IVR Prime Developers (Egmore) Private Limited	0.10	(0.21)	24.83	24.93	-	-	(0.02)	-	(0.02)	-	100
58	Geo IVRCL Engineering Limited	0.50	(0.04)	43.30	42.84	-	0.05	0.02	0.00	0.01	-	100
59	Geo Prime Developers Private Limited	0.10	(0.23)	178.53	178.66	-	-	(0.02)	-	(0.02)	-	100
60	Kasibugga Developers Private Limited	0.10	(0.23)	127.65	127.79	-	-	(0.03)	-	(0.03)	-	100
61	Kunnam Developers Private Limited	0.10	(0.26)	143.72	143.88	-	-	(0.03)	-	(0.03)	-	100
62	Rudravaram Developers Private Limited	0.10	(0.24)	142.86	143.00	-	-	(0.03)	-	(0.03)	-	100
63	Theata Developers Private Limited	0.10	(0.23)	147.27	147.40	-	-	(0.02)	-	(0.02)	-	100
64	Vedurwada Developers Private Limited	0.10	(0.24)	164.95	165.08	-	-	(0.03)	-	(0.03)	-	100
65	Vijaywada Developers Private Limited	0.10	(0.23)	212.55	212.69	-	-	(0.02)	-	(0.02)	-	100
66	Duvvada Developers Private Limited	0.10	(0.24)	130.89	131.03	-	-	(0.03)	-	(0.03)	-	100
67	Eluru Developers Private limited	0.10	(0.23)	104.85	104.98	-	-	(0.02)	-	(0.02)	-	100
68	IVR Prime Developers (Tambaram) Private Limited	0.10	(0.26)	23.24	23.39	-	-	(0.03)	-	(0.03)	-	100
69	Davymarkham India Private Limited	0.10	(0.06)	0.10	0.06	-	-	(0.01)	-	(0.01)	-	100

Part B: Associate and Joint Venture (₹ in million)

S. No.	Name of the Associate / Joint Ventures	Shares of Associate / JV held by the Company at the year end			Description of how there is significant influence	Reason why the associate/Joint Venture not consolidated
		Latest audited B/S date	No.	Amount of investment in Associate/JV		
	Associates					
1	IVRCL International Infrastructures & Projects LLC	31.03.2017	49	0.91	Significant influence is because of 49 % of Shareholding	Not Consolidated
2	Sushee - IVRCL Arunachal Highway Limited	31.03.2017	12,350,000	247.00	Significant influence is because of 26 % of Shareholding	Not Consolidated
	Joint Ventures					
1	Bhanu IVRCL Associates	31.03.2017	NA	0.01	Significant influence is because IVRCL is the Lead Partner	Consolidated
2	IVRCL - Tantiia Joint Venture(AOP)	31.03.2017	NA	0.20	Significant influence is because IVRCL is the Lead Partner	Consolidated
3	IVRCL- NAVAYUGA & SEW (JV)	31.03.2017	NA	80.49	Significant influence is because IVRCL is the Lead Partner	Consolidated
4	IVRCL- SEW & PRASAD (JV)	31.03.2017	NA	34.87	Significant influence is because IVRCL is the Lead Partner	Consolidated
5	IVRCL- CR 18G (JV) HYDERABAD	31.03.2017	NA	35.67	Significant influence is because IVRCL is the Lead Partner	Consolidated
6	IVRCL SUSHEE JOINT VENTURE	31.03.2017	NA	1.93	Significant influence is because IVRCL is the Lead Partner	Consolidated
7	IVRCL- BPL-UCC-JV	31.03.2017	NA	2.88	Significant influence is because IVRCL is the Lead Partner	Consolidated
8	IVRCL- RTE JV A/C	31.03.2017	NA	0.03	Significant influence is because IVRCL is the Lead Partner	Consolidated
9	IVRCL-KMB-HDO JOINT VENTURE	31.03.2017	NA	5.24	Significant influence is because IVRCL is the Lead Partner	Consolidated
10	IVRCL- RTE (JV)	31.03.2017	NA	0.02	Significant influence is because IVRCL is the Lead Partner	Consolidated

Standalone Financial Statements include Company's share of JV profit / loss of (₹ 13.05 million)

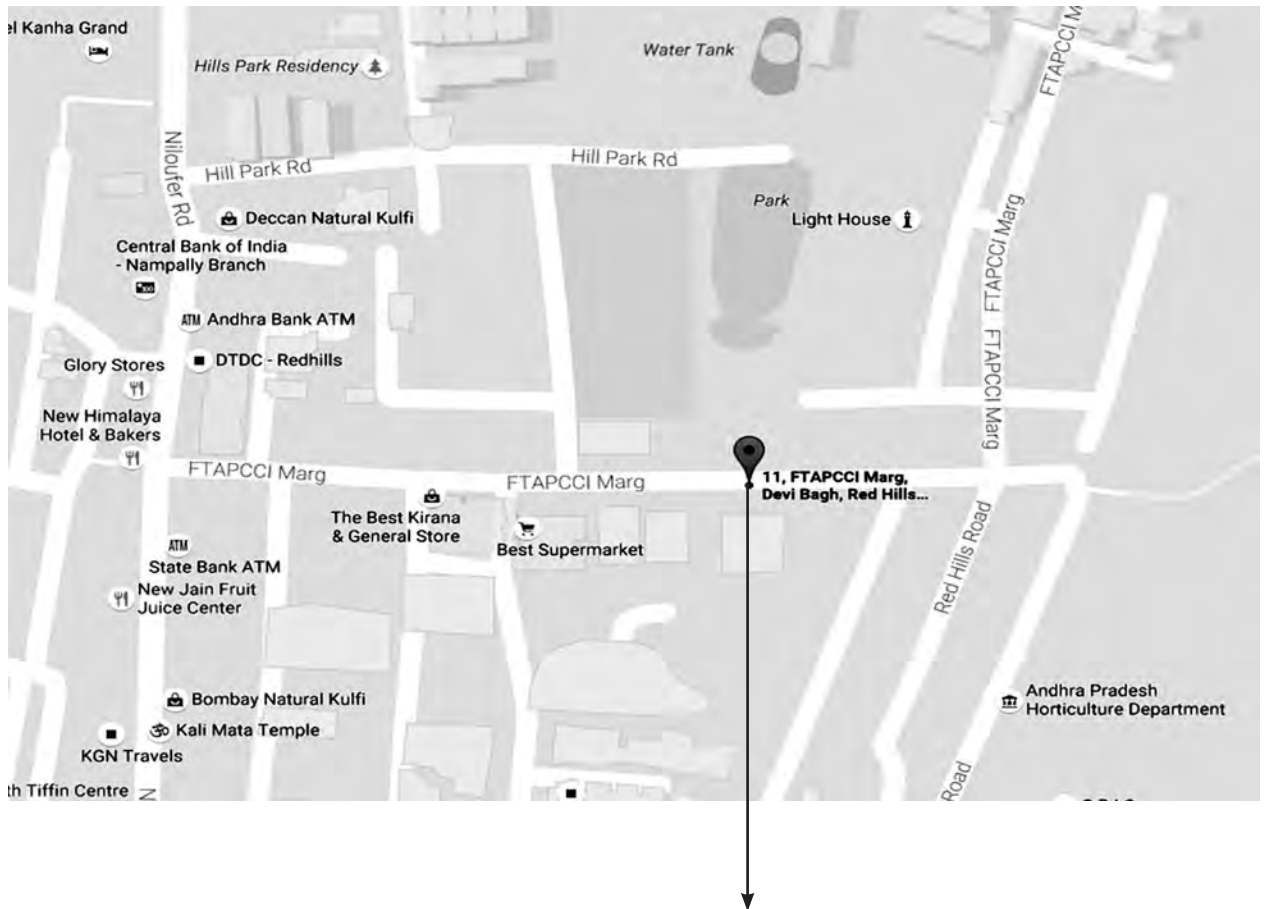
For and on behalf of the Board of Directors

E. SUDHIR REDDY
Chairman & Managing Director
DIN: 00023518

R. BALARAMI REDDY
Joint Managing Director & CFO
DIN: 00022176

B. SUBRAHMANYAM
Company Secretary

ROUTE MAP TO AGM VENUE



FTAPCCI (The Federation of Telangana & Andhra Pradesh Chambers of Commerce and Industry),
Federation House, 11-6-841, Red Hills, Hyderabad-500004.

Landmark: Near ICAI Bhawan



IVRCL LIMITED

CIN:L45201AP1987PLC007959

Registered Office: M-22/3RT, Vijayanagar Colony, Hyderabad – 500 057, A.P., India.

Ph. No.040 23343550; Fax No. 040 23345004; E-Mail: in_grievances@ivrinfra.com; Website: www.ivrcl.com

ATTENDANCE SLIP

(To be presented at the entrance)

30TH ANNUAL GENERAL MEETING ON FRIDAY, 29TH SEPTEMBER 2017 AT 10.30 AM

at "K.L.N. Prasad Auditorium", The Federation of Telangana & Andhra Pradesh Chambers of Commerce and Industry, Federation House, 11-6-841, Red Hills, Hyderabad-500004

Folio No: DP ID: Client ID: No. of Shares:

Name of the Member Signature :

Name of the Proxy Holder Signature :

1. Only Member/ Proxy holder can attend the Meeting
2. Member / Proxy holder should bring his/her copy of the Annual Report for reference at the Meeting.



IVRCL LIMITED

CIN:L45201AP1987PLC007959

Registered Office: M-22/3RT, Vijayanagar Colony, Hyderabad – 500 057, A.P., India.

PROXY FORM

{Pursuant to Section 105(6) of the Companies Act, 2013 and Rule 19(3) of the Companies (Management and Administration) Rules, 2014}

Name of the Member :

Registered Address :

E-Mail Id :

Folio No. / Client ID.No: DP. ID No.:

I / We, being the member(s) of shares of IVRCL Limited, hereby appoint

1. Name : E-Mail Id :
Address:
Signature : or failing him
2. Name : E-Mail Id :
Address:
Signature : or failing him
3. Name : E-Mail Id :
Address:
Signature :

as my / our proxy to attend and vote (on a poll) for me / us and on my / our behalf at the 30th Annual General Meeting of the Company, to be held on Friday, 29th September 2017 at 10.30 am at "K.L.N. Prasad Auditorium", The Federation of Telangana & Andhra Pradesh Chambers of Commerce and Industry, Federation House, 11-6-841, Red Hills, Hyderabad-500004, and at any adjournment thereof in respect of such resolutions as are indicated below :

Ordinary Business		Special Business	
1	Adoption of Financial Statements for the year ended March 31, 2017, together with the Reports of Board of Directors and Auditors thereon.	4	Remuneration payable to Mr. E. Sudhir Reddy, Chairman & Managing Director.
2	To appoint a Director in place of Mr. R. Balarami Reddy (DIN: 00022176) who retires by rotation and being eligible offers himself for re-appointment.	5	To appoint Mr. Ch. Subrahmanya Gopal as Director of the Company
3	To appointment Statutory Auditors.	6	Appointment of Mr. Ch. Subrahmanya Gopal as Executive Director
		7	Ratification of remuneration to be paid to Cost Auditor
		8	To appoint Auditors to the Branch Offices of the Company.

Signed this day of 2017

Signature of Shareholder Signature of Proxyholder(s)

Affix
Re 1/-
Revenue
Stamp

- Notes :**
1. This proxy Form in order to be effective should be duly completed and deposited at the Registered Office of the Company at M-22/3RT, Vijayanagar Colony, Hyderabad -57, not less than 48 hours before the commencement of the Meeting.
 2. Please completed all details, including details of member(s) in above box before submission.

Corporate Office:
Mihir, 8-2-350/5A/24/1B, Road No. 2
Banjara Hills, Hyderabad -500 034, Telangana, INDIA
Tel :+91-40-2335 6613/ 15/ 18/ 21/ 51 to 55
+91-40-3093 1111 /1444
e-mail: info@ivrinfra.com

Regd. Office:
M-22/3RT, Vijayanagar Colony
Hyderabad -500 057, Telangana, INDIA
Tel : +91-40-2334 3678/ 3550/ 8467
/5130/ 3093 1999

www.ivrcl.com

