

(I) (A) STATEMENT SHOWING SHAREHOLDING PATTERN

Name of the Company : **IVRCL LIMITED**
Scrip Code **530773**
Name of the Scrip **IVRCL LIMITED**
Class of Security **Equity Shares**
QUARTER ENDED **AS ON 30/09/2013**


Partly paid-up shares	No. of partly paid-up shares	As a % of total no. of partly paid-up shares	As a % of total no. of shares of the Company.
Held by promoter/promoter group	0	0	0
Held by Public	0	0	0
Total:	0	0	0
Outstanding convertible securities:	No. of outstanding securities	As a % of total no. of outstanding convertible securities.	As a % of total no. of shares of the Company assuming full conversion of the convertible securities
Held by promoter/promoter group	0	0	0
Held by Public	0	0	0
Total:	0	0	0
Warrants:	No. of warrants	As a % of total no. of warrants	As a % of total no. of shares of the Company, assuming full conversion of warrants
Held by promoter/promoter group	0	0	0
Held by Public	0	0	0
Total:	0	0	0
Total paid-up capital of the Company, assuming full conversion of warrants and convertible securities	306886648	0	100



CATEGORY CODE	CATEGORY OF SHAREHOLDER	NO OF SHARE HOLDERS	TOTAL NUMBER OF SHARES	NO OF SHARES HELD IN DEMAT FORM	TOTAL SHAREHOLDING AS A % OF TOTAL NO OF SHARES		SHARES PLEDGED OR OTHERWISE ENCUMBERED	
					AS % of (A+B)	AS % of (A+B+C)	NO. OF SHARES	AS a %
(I)	(II)	(III)	(IV)	(V)	(VI)	(VII)	(VIII)	(IX)=(VI II)/(IV)* 100
(A)	PROMOTER AND PROMOTER GROUP							
(1)	INDIAN							
(a)	Individual /HUF	10	22245976	22245976	7.25	7.25	0	0.00
(b)	Central Government/State Government(s)	--	--	--	--	--	0	0.00
(c)	Bodies Corporate	5	19786190	19786190	6.45	6.45	0	0.00
(d)	Financial Institutions / Banks	--	--	--	--	--	0	0.00
(e)	Others	--	--	--	--	--		
	Sub-Total A(1) :	15	42032166	42032166	13.70	13.70	0	0.00
(2)	FOREIGN							
(a)	Individuals (NRIs/Foreign Individuals)	0	0	0	0.00	0.00	0	0.00
(b)	Bodies Corporate	0	0	0	0.00	0.00	0	0.00
(c)	Institutions	0	0	0	0.00	0.00	0	0.00
(d)	Qualified Foreign Investor	0	0	0	0.00	0.00	0	0.00
(e)	Others	0	0	0	0.00	0.00	0	0.00
	Sub-Total A(2) :	0	0	0	0.00	0.00	0	0.00
	Total A=A(1)+A(2)	15	42032166	42032166	13.70	13.70	0	0.00
(B)	PUBLIC SHAREHOLDING							
(1)	INSTITUTIONS							
(a)	Mutual Funds /UTI	3	1658873	1655873	0.54	0.54	0	0.00
(b)	Financial Institutions /Banks	14	1668528	1668528	0.54	0.54	0	0.00
(c)	Central Government / State Government(s)	0	0	0	0.00	0.00	0	0.00
(d)	Venture Capital Funds	0	0	0	0.00	0.00	0	0.00
(e)	Insurance Companies	2	578642	578642	0.19	0.19	0	0.00
(f)	Foreign Institutional Investors	43	47853959	47853959	15.59	15.59	0	0.00
(g)	Foreign Venture Capital Investors	0	0	0	0.00	0.00	0	0.00
(h)	Qualified Foreign Investor	0	0	0	0.00	0.00	0	0.00
(i)	Others	0	0	0	0.00	0.00	0	0.00
	Sub-Total B(1) :	62	51760002	51757002	16.87	16.87	0	0
(2)	NON-INSTITUTIONS							
(a)	Bodies Corporate	1989	72182672	72142547	23.52	23.52	0	0.00
(b)	Individuals						0	0.00
	(i) Individuals holding nominal share capital upto Rs.1 lakh	214444	109902969	109548701	35.81	35.81	0	0.00

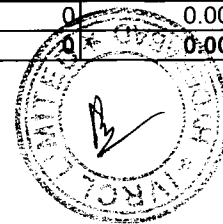


CATEG ORY CODE	CATEGORY OF SHAREHOLDER	NO OF SHARE HOLDERS	TOTAL NUMBER OF SHARES	NO OF SHARES HELD IN DEMAT FORM	TOTAL SHAREHOLDING AS A % OF TOTAL NO OF SHARES		SHARES PLEDGED OR OTHERWISE ENCUMBERED	
					AS % of (A+B)	AS % of (A+B+C)	NO. OF SHARES	AS a %
(I)	(II)	(III)	(IV)	(V)	(VI)	(VII)	(VIII)	(IX)=(VI II)/(IV)* 100
	(ii) Individuals holding nominal share capital in excess of Rs.1 lakh	127	22829734	22829734	7.44	7.44	0	0.00
(c)	Qualified Foreign Investor	0	0	0	0.00	0.00	0	0.00
(d)	Others							
	NON RESIDENT INDIANS	2808	6502326	6502326	2.12	2.12	0	0.00
	TRUSTS	7	1530	1530	0.00	0.00	0	0.00
	FOREIGN BODIES	1	3000	3000	0.00	0.00	0	0.00
	CLEARING MEMBERS	201	1672249	1672249	0.54	0.54	0	0.00
	Sub-Total B(2) :	219577	213094480	212700087	69.44	69.44	0	0
	Total B=B(1)+B(2) :	219639	264854482	264457089	86.30	86.30	0	0
	Total (A+B) :	219654	306886648	306489255	100.00	100.00	0	0
(C)	Shares held by custodians, against which Depository Receipts have been issued	0	0	0	0.00	0.00	0.00	0.00
(1)	Promoter and Promoter Group	0	0	0	0.00	0.00	0.00	0.00
(2)	Public	0	0	0	0.00	0.00	0.00	0.00
	GRAND TOTAL (A+B+C) :	219654	306886648	306489255	100.00	100.00	0.00	0.00



(I)(b) Statement showing holding of securities (including shares, warrants, convertible securities) of persons belonging to the category "Promoter and Promoter Group"

Sr. No.	Name of the shareholder	Total Shares Held		Shares pledged or otherwise encumbered			Details of Warrants		Details of convertible securities		Total Shares (including underlying shares assuming full conversion of warrants and convertible securities) as a % of diluted share capital
		Number of shares	Shares as a percentage of total number of shares {i.e., Grand Total (A)+(B)+(C) indicated in Statement at para (I)(a) above}	Number	as a percentage	As a % of grand total (a)+(b)+© of sub-clause (I)(a) (VII)	Number of warrants held	As a % total number of warrants of the same class	Number of convertible securities held	As a % total number of convertible securities of the same class	
(I)	(II)	(III)	(IV)	(V)	VI=V/III *100	(VII)	(VIII)	(IX)	(X)	(XI)	(XII)
1	E. Sudhir Reddy	15120906	4.93	0	0.00	0.00	0	0.00	0	0.00	0.00
2	E. Siddhanth Reddy	30000	0.01	0	0.00	0.00	0	0.00	0	0.00	0.00
3	E. Sanjeeth Reddy	30000	0.01	0	0.00	0.00	0	0.00	0	0.00	0.00
4	E. Sujatha Reddy	18000	0.01	0	0.00	0.00	0	0.00	0	0.00	0.00
5	E. Sunil Reddy	2511010	0.82	0	0.00	0.00	0	0.00	0	0.00	0.00
6	E. Indira Reddy	290360	0.09	0	0.00	0.00	0	0.00	0	0.00	0.00
7	E. Sudhir Reddy (HUF)	3147000	1.03	0	0.00	0.00	0	0.00	0	0.00	0.00
8	E. Sunil Reddy (HUF)	1078700	0.35	0	0.00	0.00	0	0.00	0	0.00	0.00
9	E. Soma Reddy	10000	0.0033	0	0.00	0.00	0	0.00	0	0.00	0.00
10	E. Suha Reddy	10000	0.0033	0	0.00	0.00	0	0.00	0	0.00	0.00
11	M/s. Eragam Finlease Limited	5185884	1.69	0	0.00	0.00	0	0.00	0	0.00	0.00
12	M/s. S. V. Equities Limited	2621390	0.85	0	0.00	0.00	0	0.00	0	0.00	0.00
13	M/s. Indus Palms Hotels & Resorts Ltd	203750	0.07	0	0.00	0.00	0	0.00	0	0.00	0.00
14	M/s. Palladium Infrastructures & Projects Limited	46416	0.02	0	0.00	0.00	0	0.00	0	0.00	0.00
15	M/s. Soma Hotels & Resorts Ltd	11728750	3.82	0	0.00	0.00	0	0.00	0	0.00	0.00
	TOTAL	42032166	13.70	0	0	0	0	0.00	0	0.00	0.00



(I)(C)(i) Statement showing holding of securities (including shares, warrants, convertible securities) of persons belonging to the category "Public" and holding more than 1% of the total number of shares


S.No.	Name	Shares	Shares as a percentage of total number of Shares (i.e., Grand Total (A)+(B)+(C) indicated in Statement at Para(I)(a) above)	Category	Details of warrants		Details of convertible securities		Total shares (including underlying shares assuming full conversion of warrants and convertible securities) as
					Number of warrants held	As a % total number of warrants of the same	Number of convertible securities held	% w.r.t total number of convertible securities of the same class	
1	HSBC GLOBAL INVESTMENT FUNDS A/C HSBC GIF MAURITIUS LIMITED	13865919	4.52	FII	0.00	0	0.00	0.00	0.00
2	ICICI PRUDENTIAL LIFE INSURANCE COMPANY LTD	12346797	4.02	LTD	0.00	0	0.00	0.00	0.00
3	UNIT TRUST OF INDIA INVESTMENT ADVISORY SERVICES LIMITED A/C ASCENT INDIA FUND III	9689921	3.16	LTD	0.00	0	0.00	0.00	0.00
4	MEIL HOLDINGS LIMITED	4896869	1.60	LTD	0.00	0	0.00	0.00	0.00
5	AVIVA LIFE INSURANCE COMPANY INDIA LIMITED	4726033	1.54	LTD	0.00	0	0.00	0.00	0.00
6	ASCENT CAPITAL ADVISORS INDIA PVT LTD	3820000	1.24	LTD	0.00	0	0.00	0.00	0.00
7	THE MASTER TRUST BANK OF JAPAN, LTD. A/C HSBCINDIAN EQUITY MOTHER FUND	3742091	1.22	FII	0.00	0	0.00	0.00	0.00
8	DIMENSIONAL EMERGING MARKETS VALUE FUND	3159080	1.03	FII					
	TOTAL	56246710	18.33						

A handwritten signature is present in the bottom right corner of the page, accompanied by a circular stamp that is partially obscured and difficult to read.

(I)(C)(ii)

Statement showing holding of securities (including shares, warrants, convertible securities) of persons (together with PAC) belonging to the category "Public" and holding more than 5% of the total number of shares of the company

S.No.	Name	Shares	Shares as a percentage of total number of Shares (i.e., Grand Total (A)+(B)+(C) indicated in Statement at Para(I)(a) above)	Category	Details of warrants		Details of convertible securities		Total shares (including underlying shares assuming full conversion of warrants and convertible securities) as a % of diluted share capital)
					Number of warrants held	As a % total number of warrants of the same class	Number of convertible securities held	% w.r.t total number of convertible securities of the same class	
	NIL	NIL	NIL	NIL	NIL	NIL	NIL	NIL	NIL



(I)(d) Statement showing details of locked-in shares

S.No.	Name	Shares	Shares as a percentage of total number of Shares (i.e., Grand Total (A)+(B)+(C) indicated in Statement at Para(I)(a) above)	Category
	NIL	NIL	NIL	NIL

(II)(a) Statement Showing details of Depository Receipts (DRs)

Sr. No.	Type of outstanding DR (ADRs, GRDs, SDRs, etc..)	Number of outstanding DRS	Number of Shares Underlying outstanding DRs	Shares underlying outstanding DRs as a percentage of Total number of Shares (ie.c. Grand Total (A)+(B)+(C) indicated in Statement at Para(1)(a) above
	NIL	NIL	NIL	NIL

(II)(b) Statement showing Holding of Depository Receipts (DRs), where underlying shares held by 'Promoter/Promoter Group are in excess of 1% of the total number of Shares

Sr.No.	Name of the DR Holder	Type of outstanding DR (ADRs, GRDs, SDRs, etc..)	Number of Shares Underlying outstanding DRs	Shares underlying outstanding DRs as a percentage of Total number of Shares (ie.c. Grand Total (A)+(B)+(C) indicated in Statement at Para(1)(a) above
	NIL	NIL	NIL	NIL

III (a) Statement showing the voting pattern of shareholders, if more than one class of shares / securities is issued by the issuer

	N.A	N.A	N.A	N.A
--	-----	-----	-----	-----

